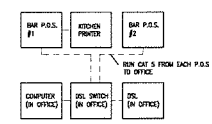


1 TENANT FLOOR PLAN
1/4"=1'-0"

COMPUTER WIRING DIAGRAM




POWER AND DATA GENERAL NOTES

- PROVIDE DEDICATED POWER TO WALL-IN COOLER WITH REMOTE MOUNTED COMPRESSOR.
- PROVIDE POWER/DATA PER CODE REQUIREMENTS. POWER SHALL BE CHECKED AGAINST REQUIREMENTS.
- ELECTRICIAN SHALL VERIFY ALL POWER REQUIREMENTS WITH OWNER'S EQUIPMENT SELECTIONS.
- THIS PLAN IS SHOWN FOR REFERENCE ONLY. ALL ELECTRICAL IS TO BE PROVIDED IN DESIGN-BUILD DELIVERY METHOD.
- ELECTRICIAN SHALL PULL ALL TELL-DATA CABLE IN 1" CONDUIT FROM OFFICE TO TERMINATION POINTS.
- KEEP ALL CONDUIT AND CABLE IN ORGANIZED TUBING. ALL CONDUIT SHALL RUN PARALLEL OR PERPENDICULAR TO THE SPACE WITH NO OVERLAP. BOND ALLOWED.
- PROVIDE POWER AND CABLE TO WALL MOUNT AND CEILING MOUNT TYPES. SEE SHEET A2.2 FOR LOCATIONS. WALL DATA/CABLE JUNCTIONS FOR 1 1/2" TO BE 8'-0" APART. VERIFY CONDUIT REQUIREMENTS WITH AIA SURVEYOR.
- SEE CEILING PLAN FOR LOCATIONS AND SWAGING DESIGN REQUIREMENTS.

FLOOR PLAN GENERAL NOTES

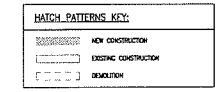
- MECHANICAL, ELECTRICAL AND FINISHING APPROXIMATIONS TO BE ROOM AREA. ROOMS ARE REQUIRED BY CURRENT BUILDING CODES. MEP DESIGN-BUILD CONTRACTOR(S) RESPONSIBLE FOR OBTAINING CODE-COMPLIANT CONSTRUCTION OF NEW SYSTEMS IN TENANT SPACE.
- PROVIDE ACCESSIBLE TALL BOVY FIXTURES AND ACCESSORIES FOR MOUNTING HEIGHTS INDICATED ON SHEET A2.2
- PROVIDE ADA APPROVED THRESHOLDS AT ALL NEW FLOOR TRANSITIONS AND DOORWAYS
- ADJUSTMENTS ARE TO FACE OF WALL OR TO SOLAR CENTERLINE UNLESS OTHERWISE NOTED. VERIFY ALL EXISTING CONDITIONS AND ADJUST WALL DIMENSIONS ACCORDINGLY. CONTACT ARCHITECT WITH ANY DISCREPANCIES.
- CONTRACTOR SHALL VERIFY ARCHITECT, ENGINEER AND OWNER MAILROOMS FROM EXISTING ANY UNANTICIPATED STRUCTURAL CONDITIONS OR DISCREPANCIES WITH PROPOSED MODIFICATIONS.
- GENERAL CONTRACTOR TO MAINTAIN PATH THROUGH PORTING OF THE CONSTRUCTION AREA FOR ACCESS TO EXISTING SERVICE.
- SUBMIT ALL FINISHES TO THE ARCHITECT FOR APPROVAL.

POWER AND DATA SYMBOLS KEY



FLOOR PLAN KEYED NOTES

- SHIMLESS STEEL FOOD SERVICE COUNTER 3'-0" x 1'-2 1/2" SEE SECTION 2/A3/2
- PROVIDE SHIMLESS STEEL WALL PANEL FROM FLOOR TO CEILING BEARING OPERATOR HOOD WALL SHALL BEARING HOOD AREA TO BE STEEL PER CODE.
- SOLID SURFACE COUNTERTOP WITH (2) 1" SHIMLESS STEEL UNDERCOUNTER JOINTS
- PROVIDE MEDIUM GRAIN WOOD - 1 1/2" SQUARES
- BOOTH SEATING BY OWNER



INTERIOR DOOR SCHEDULE

DOOR TYPES

FRAME TYPES

DOOR AND FRAME TYPE NOTES:

- VERIFY DOOR SIZES FROM DOOR SCHEDULE.
- PROVIDE SAFETY GLAZING PER CODE IN ALL DOORS AND FRAMES.
- PROVIDE ACCESSIBLE HARDWARE AND THRESHOLDS AT ALL NEW DOORS.
- REWORKING ALL DOORS FOR HARDWARE.
- VERIFY WITH OWNER AND TENANT LOCATION AND REQUIREMENTS OF SPECIAL SECURITY SERVICES AND HARDWARE.
- PAINT THE DOORS AND FRAMES TO MATCH ADJACENT WALL.
- GLASS SHALL BE GLASS INSIDE AND OUTSIDE NO DOORS.
- REFER TO CODE REQUIREMENTS IN IRC SECTION 1008.1.8.3 FOR FRONT EXIT DOOR HARDWARE.
- RELIEF WOOD SAWN DOORS & FRAMES FROM EXISTING SPACE WHEN POSSIBLE.
- PROVIDE FRAMING HARDWARE AT ALL REQUIRED EXIT EGRESS DOORS.

NO.	DOOR				FRAME			FIRE RATING	REMARKS
	SIZE	TYPE	MATERIAL	FINISH	TYPE	MATERIAL	FINISH		
D101	EXISTING	-	ALUM	MTC	-	ALUM	MTC	-	ENSURE PROPER DOOR FUNCTION AND HARDWARE.
D102	3'-0" x 7'-0"	1	WOOD	SPAN	-	A	HOL. MTL.	PAINT	STORAGE LOCKSET
D103	3'-0" x 7'-0"	4	MFR	S.S.	-	MFR	-	-	GLASS UP-LITE, MATCH FINISH TO NEW WOOD DOORS.
D104	NOT USED	-	-	-	-	-	-	-	-
D105	3'-0" x 7'-0"	2	WOOD	STAN	-	A	HOL. MTL.	PAINT	OFFICE LOCKSET
D105A	3'-0" x 7'-0"	1	WOOD	STAN	-	A	HOL. MTL.	PAINT	1 HR. VERIFY HARDWARE WITH OWNER
D106	EXISTING	-	H.M.-EXST.	-	-	-	HOL. MTL.	-	EXISTING TO REMAIN
D106C	EXISTING	-	H.M.-EXST.	-	-	-	HOL. MTL.	-	EXISTING TO REMAIN
D106E	EXISTING	-	H.M.-EXST.	-	-	-	HOL. MTL.	-	EXISTING TO REMAIN
D106F	EXISTING	-	H.M.-EXST.	-	-	-	HOL. MTL.	-	EXISTING TO REMAIN
D107	3'-0" x 7'-0"	1	WOOD	STAN	-	A	HOL. MTL.	PAINT	1 HR. PUBLIC RESTROOM LOCKSET, CLOSER
D108	3'-0" x 7'-0"	1	WOOD	STAN	-	A	HOL. MTL.	PAINT	1 HR. PUBLIC RESTROOM LOCKSET, CLOSER
D110	3'-0" x 7'-0"	1	WOOD	PAINT	-	A	HOL. MTL.	PAINT	1 HR. STORAGE LOCKSET

TOILET ACCESSORY SCHEDULE

NO.	QTY.	ITEM	MANUF. AND MODEL
(01)	2	18" VERTICAL OVA BM	BOBROCK 6805
(02)	2	42" OVA BM	BOBROCK 6806
(03)	2	36" OVA BM	BOBROCK 6806
(04)	2	HAND DRYER	KLEENATOR 3L-5B
(05)	NA	PLUM PARTINGS	BOBROCK - GLENDEN SERIES 1040, PLUMBING 6210-60, OVERHEAD BRACKS
(06)	4	STAINLESS FRAME URINAL	BOBROCK B220-2436
(07)	1	WOP HOOK/SWELL	ASH 1308-3
(08)	1	UTILITY HOOD	ASH 1307-6
(09)	3	TOILET TISSUE DISPENSER	BOBROCK B272
(10)	2	BIWEY CHANGING STATION	KOALA KARE - KB200-55
(11)	2	SOAP DISPENSER	SLDANI S45-1050
(12)	2	SANITARY NAPKIN DISPOSAL	(N/A) - BOBROCK B-254

NOTE: SEE SHEET A2.2 FOR FEATURE LOCATIONS