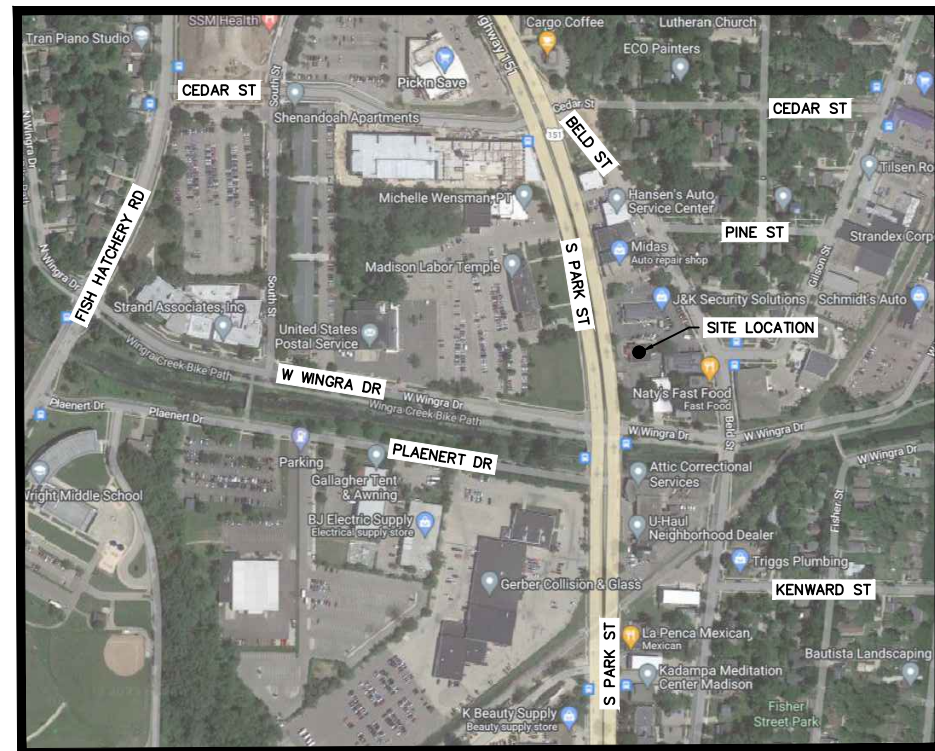


STARBUCKS 1609 PARK STREET PARKING LOT AND UTILITY IMPROVEMENTS CITY OF MADISON, WISCONSIN



PROJECT LOCATION

SCALE: NTS

PROJECT CONTACTS:

CIVIL ENGINEER:
PROFESSIONAL ENGINEERING, LLC.
CONTACT: ROXANNE JOHNSON, PE
818 N. MEADOWBROOK LANE
WAUNAKEE, WI 53597
(608) 849-9378

ARCHITECT:
LOGIC DESIGN AND ARCHITECTURE, INC.
CONTACT: ADAM STEIN
10400 W INNOVATION DRIVE, SUITE 300
MILWAUKEE, WI 53226
(414) 559-6324

OWNER:
GALWAY COMPANIES, INC.
CONTACT: STEVE DORAN
800 W BROADWAY, SUITE 400
MONONA, WI 53718
(608) 327-4006



Call 811 3 Work Days Before You Dig
or Toll Free (800) 242-8511
Milwaukee Area (414) 259-1181
Hearing Impaired TDD (800) 542-2289
www.DiggersHotline.com

LIST OF DRAWINGS

SHEET NO.	TITLE
T100	TITLE SHEET
C100	EXISTING CONDITIONS
C101	DEMOLITION PLAN
C200	OVERALL SITE PLAN
C201	SITE PLAN
C300	GRADING PLAN
C400	UTILITY PLAN
C501	SITE DETAILS
L100	LANDSCAPE PLAN

ISSUANCE/REVISION	DATE
SITE PLAN APPROVAL	06-14-23

818 N Meadowbrook Ln
Waunakee, WI 53597
phone (608) 849-9378
www.pe-wi.com

PROFESSIONAL ENGINEERING LLC

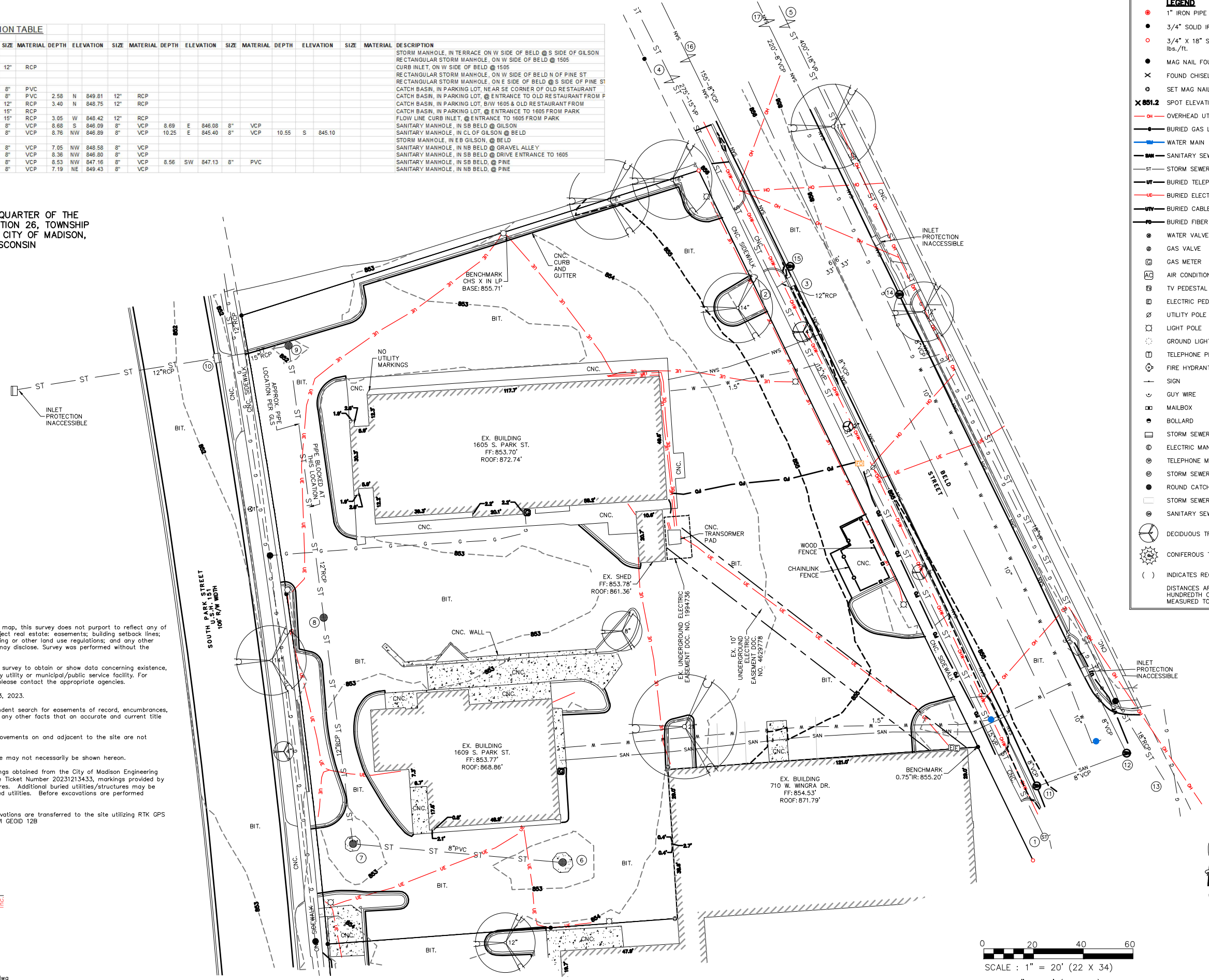
MADISON, WISCONSIN

STARBUCKS
TITLE SHEET
1609 PARK STREET

T100

SEWER STRUCTURE ELEVATION TABLE															
Topo #	NUMBER	RIM/TC	DEPTH	ELEVATION	SIZE	MATERIAL	DEPTH	ELEVATION	SIZE	MATERIAL	DEPTH	ELEVATION	SIZE	MATERIAL	DESCRIPTION
6301	1	855.24	7.43	847.81											STORM MANHOLE, IN TERRACE ON W SIDE OF BELD @ S SIDE OF GILSON
5521	2	855.87	6.60	849.27											RECTANGULAR STORM MANHOLE, ON W SIDE OF BELD @ 1505
5520	3	855.35	3.00	852.35	12"	RCP									CURB INLET, ON W SIDE OF BELD @ 1505
5517	4	856.99	6.50	850.49											RECTANGULAR STORM MANHOLE, ON W SIDE OF BELD N OF PINE ST
5515	5	856.77	4.00	851.77											RECTANGULAR STORM MANHOLE, ON E SIDE OF BELD @ S SIDE OF PINE ST
6032	6	852.33	1.94	850.39	8"	PVC									CATCH BASIN, IN PARKING LOT, NEAR SE CORNER OF OLD RESTAURANT
6031	7	852.39	2.47	849.92	8"	PVC	2.58	N	849.81	12"	RCP				CATCH BASIN, IN PARKING LOT, @ ENTRANCE TO OLD RESTAURANT FROM P
6544	8	852.15	3.37	848.78	12"	RCP	3.40	N	848.75	12"	RCP				CATCH BASIN, IN PARKING LOT, B/W 1605 & OLD RESTAURANT FROM P
6397	9	851.91	2.87	849.04	15"	RCP									CATCH BASIN, IN PARKING LOT, @ ENTRANCE TO 1605 FROM PARK
6398	10	851.47	2.85	848.62	15"	RCP	3.05	W	848.42	12"	RCP				FLOW LINE CURB INLET, @ ENTRANCE TO 1605 FROM PARK
5515	11	854.77	8.63	846.14	8"	VCP	8.69	S	846.09	8"	VCP	8.69	E	846.08	SANITARY MANHOLE, IN SB BELD @ GILSON
5125	12	855.65	10.22	845.43	8"	VCP	8.76	NW	846.89	8"	VCP	10.25	S	845.10	SANITARY MANHOLE, IN CL OF GILSON @ BELD
5124	13	855.28	8.56	846.72											STORM MANHOLE, IN EB GILSON, @ BELD
5469	14	855.63	7.08	848.55	8"	VCP	7.05	NW	848.58	8"	VCP				SANITARY MANHOLE, IN NB BELD @ GRAVEL ALLEY
5519	15	855.16	8.43	846.73	8"	VCP	8.36	NW	846.80	8"	VCP				SANITARY MANHOLE, IN SB BELD @ DRIVE ENTRANCE TO 1605
5518	16	855.69	8.57	847.12	8"	VCP	8.53	NW	847.16	8"	VCP	8.56	SW	847.13	SANITARY MANHOLE, IN SB BELD @ PINE
5113	17	856.62	7.46	849.16	8"	VCP	7.19	NE	849.43	8"	VCP				SANITARY MANHOLE, IN NB BELD, @ PINE

PART OF THE NORTHWEST QUARTER OF THE SOUTHEAST QUARTER OF SECTION 26, TOWNSHIP 07 NORTH, RANGE 09 EAST, CITY OF MADISON, DANE COUNTY, WISCONSIN



LEGEND

- 1" IRON PIPE FOUND
- 3/4" SOLID IRON ROD FOUND
- 3/4" x 18" SOLID IRON RE-ROD SET, WT. 1.50 lbs./ft.
- MAG NAIL FOUND
- X FOUND CHISELED "X" IN CONCRETE
- SET MAG NAIL
- X 851.2 SPOT ELEVATION
- OVERHEAD UTILITY WIRE
- BURIED GAS LINE
- WATER MAIN
- SANITARY SEWER
- STORM SEWER
- BURIED TELEPHONE
- BURIED ELECTRIC
- BURIED CABLE ACCESS TELEVISION LINE
- BURIED FIBER OPTIC
- ⊙ WATER VALVE
- ⊙ GAS VALVE
- ⊙ GAS METER
- ⊙ AIR CONDITIONER
- ⊙ TV PEDESTAL
- ⊙ ELECTRIC PEDESTAL
- ⊙ UTILITY POLE
- ⊙ LIGHT POLE
- ⊙ GROUND LIGHT
- ⊙ TELEPHONE PEDESTAL
- ⊙ FIRE HYDRANT
- ⊙ SIGN
- ⊙ GUY WIRE
- ⊙ MAILBOX
- ⊙ BOLLARD
- ⊙ STORM SEWER INLET
- ⊙ ELECTRIC MANHOLE
- ⊙ TELEPHONE MANHOLE
- ⊙ STORM SEWER MANHOLE
- ⊙ ROUND CATCH BASIN
- ⊙ STORM SEWER STRUCTURE
- ⊙ SANITARY SEWER MANHOLE
- ⊙ DECIDUOUS TREE (DBH IN INCHES)
- ⊙ CONIFEROUS TREE (DBH IN INCHES)
- () INDICATES RECORDED AS

DISTANCES ARE MEASURED TO THE NEAREST HUNDREDTH OF A FOOT. BUILDINGS ARE MEASURED TO THE NEAREST TENTH OF A FOOT.

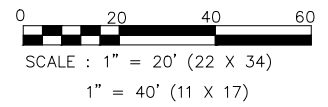
- NOTES:**
- 1) Except as specifically stated or shown on this map, this survey does not purport to reflect any of the following which may be applicable to the subject real estate: easements; building setback lines; restrictive covenants; subdivision restrictions; zoning or other land use regulations; and any other facts that an accurate and current title search may disclose. Survey was performed without the benefit of a title report.
 - 2) No attempt has been made as a part of this survey to obtain or show data concerning existence, size, depth, condition, capacity, or location of any utility or municipal/public service facility. For information regarding these utilities or facilities, please contact the appropriate agencies.
 - 3) Date of field work: March 28, 31, and April 03, 2023.
 - 4) Surveyor has made no investigation or independent search for easements of record, encumbrances, restrictive covenants, ownership title evidence, or any other facts that an accurate and current title search may disclose.
 - 5) All buildings, and surface and subsurface improvements on and adjacent to the site are not necessarily shown hereon.
 - 6) All trees, hedges and ground cover on the site may not necessarily be shown hereon.
 - 7) Routing of public utilities is based upon drawings obtained from the City of Madison Engineering Department, markings provided by Digger's Hotline Ticket Number 20231213433, markings provided by GLS Utility, LLC, and visible above ground structures. Additional buried utilities/structures may be encountered. No excavations were made to located utilities. Before excavations are performed contact Digger's Hotline.
 - 8) Elevations are based upon NAVD88 datum. Elevations are transferred to the site utilizing RTK GPS surveying while observing the WISCORS Network. WI GEOID 12B

SURVEYED FOR :
Galway Companies, Inc.

SURVEYED BY :
Burse
surveying & engineering llc

2801 International Lane, Suite 101
Madison, WI 53704 608.250.9263
Fax: 608.250.9266
email: mburse@bse-inc.net
www.bursesurveyengr.com

Date: August 07, 2023
Plot View: C100
\\files\1453 Starbucks\Dwg\Survey\1453 Survey.dwg



ISSUANCE/REVISION	DATE
SITE PLAN APPROVAL	08-14-23

818 N Meadowbrook Ln
Waunakee, WI 53597
phone (608) 849-9378
www.pe-wi.com

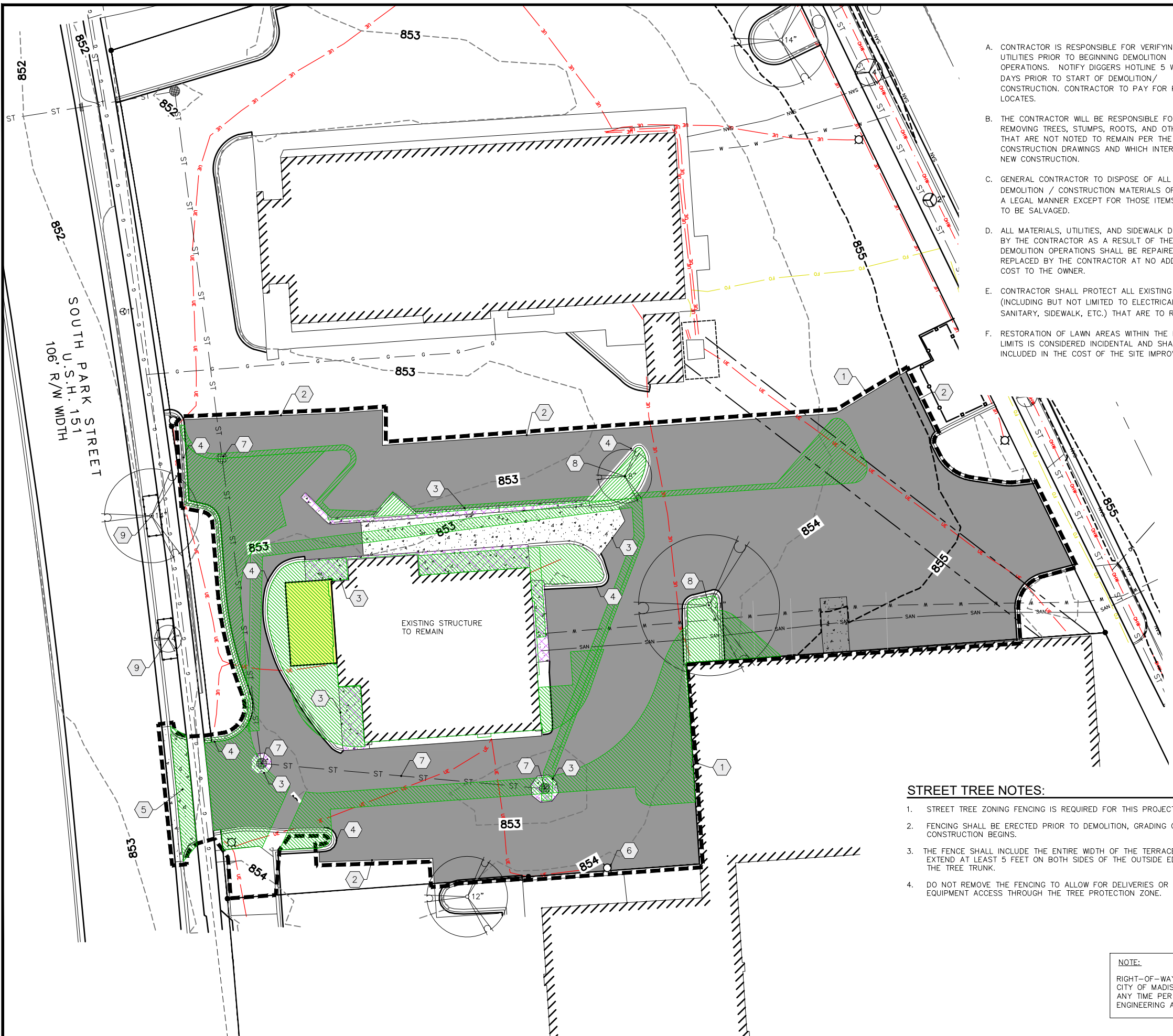
PROFESSIONAL ENGINEERING LLC

MADISON, WISCONSIN

STARBUCKS
EXISTING CONDITIONS

1609 PARK STREET

C100



- A. CONTRACTOR IS RESPONSIBLE FOR VERIFYING ALL UTILITIES PRIOR TO BEGINNING DEMOLITION OPERATIONS. NOTIFY DIGGERS HOTLINE 5 WORKING DAYS PRIOR TO START OF DEMOLITION/ CONSTRUCTION. CONTRACTOR TO PAY FOR PRIVATE LOCATES.
- B. THE CONTRACTOR WILL BE RESPONSIBLE FOR REMOVING TREES, STUMPS, ROOTS, AND OTHER ITEMS THAT ARE NOT NOTED TO REMAIN PER THE CONSTRUCTION DRAWINGS AND WHICH INTERFERE WITH NEW CONSTRUCTION.
- C. GENERAL CONTRACTOR TO DISPOSE OF ALL DEMOLITION / CONSTRUCTION MATERIALS OFF SITE IN A LEGAL MANNER EXCEPT FOR THOSE ITEMS NOTED TO BE SALVAGED.
- D. ALL MATERIALS, UTILITIES, AND SIDEWALK DAMAGED BY THE CONTRACTOR AS A RESULT OF THE DEMOLITION OPERATIONS SHALL BE REPAIRED OR REPLACED BY THE CONTRACTOR AT NO ADDITIONAL COST TO THE OWNER.
- E. CONTRACTOR SHALL PROTECT ALL EXISTING FACILITIES (INCLUDING BUT NOT LIMITED TO ELECTRICAL, WATER, SANITARY, SIDEWALK, ETC.) THAT ARE TO REMAIN.
- F. RESTORATION OF LAWN AREAS WITHIN THE PROJECT LIMITS IS CONSIDERED INCIDENTAL AND SHALL BE INCLUDED IN THE COST OF THE SITE IMPROVEMENTS.

PLAN KEY

- 1 CONSTRUCTION LIMITS
- 2 SAWCUT AND REMOVE EXISTING ASPHALT
- 3 REMOVE CONCRETE
- 4 REMOVE 18" CURB AND GUTTER
- 5 EXISTING DRIVEWAY TO BE ABANDONED IN ACCORDANCE WITH CITY STANDARDS W/ CURB REPLACED & TERRACE RESTORED
- 6 REMOVE LIGHT POLE AND BASE
- 7 REMOVE EXISTING STORM SEWER
- 8 REMOVE EXISTING TREE
- 9 PRESERVE AND PROTECT STREET TREES (SEE STREET TREE NOTE)

KEY

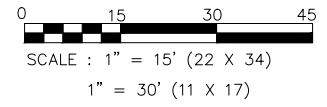
- REMOVE EXISTING ASPHALT
- REMOVE EXISTING CONCRETE
- REMOVE PORTION OF EXISTING BUILDING
- AREA CONSIDERED AS DISTURBANCE FOR STORMWATER CALCULATIONS (6,640 SF)
- REMOVE CURB AND GUTTER/CURB



STREET TREE NOTES:


1. STREET TREE ZONING FENCING IS REQUIRED FOR THIS PROJECT
2. FENCING SHALL BE ERECTED PRIOR TO DEMOLITION, GRADING OR CONSTRUCTION BEGINS.
3. THE FENCE SHALL INCLUDE THE ENTIRE WIDTH OF THE TERRACE, AND EXTEND AT LEAST 5 FEET ON BOTH SIDES OF THE OUTSIDE EDGE OF THE TREE TRUNK.
4. DO NOT REMOVE THE FENCING TO ALLOW FOR DELIVERIES OR EQUIPMENT ACCESS THROUGH THE TREE PROTECTION ZONE.
5. CONTRACTOR SHALL TAKE PRECAUTIONS DURING CONSTRUCTION TO NOT DISFIGURE, SCAR, OR IMPAIR THE HEALTH OF ANY STREET TREE.
6. CONTRACTOR SHALL OPERATE EQUIPMENT IN A MANNER AS TO NOT DAMAGE THE BRANCHES OF THE STREET TREE(S). THIS MAY REQUIRE USING SMALLER EQUIPMENT AND LOADING AND UNLOADING MATERIALS IN A DESIGNATED SPACE AWAY FROM TREES ON THE CONSTRUCTION SITE. ANY DAMAGE OR INJURY TO EXISTING STREET TREES (EITHER ABOVE OR BELOW GROUND) SHALL BE REPORTED IMMEDIATELY TO CITY FORESTRY AT (608) 266-4816. PENALTIES AND REMEDIATION SHALL BE REQUIRED.

NOTE:
 RIGHT-OF-WAY IS THE SOLE JURISDICTION OF THE CITY OF MADISON AND IS SUBJECT TO CHANGE AT ANY TIME PER RECOMMENDATION/PLAN OF TRAFFIC ENGINEERING AND CITY ENGINEERING DEPARTMENTS



ISSUANCE/REVISION	DATE
SITE PLAN APPROVAL	06-14-23

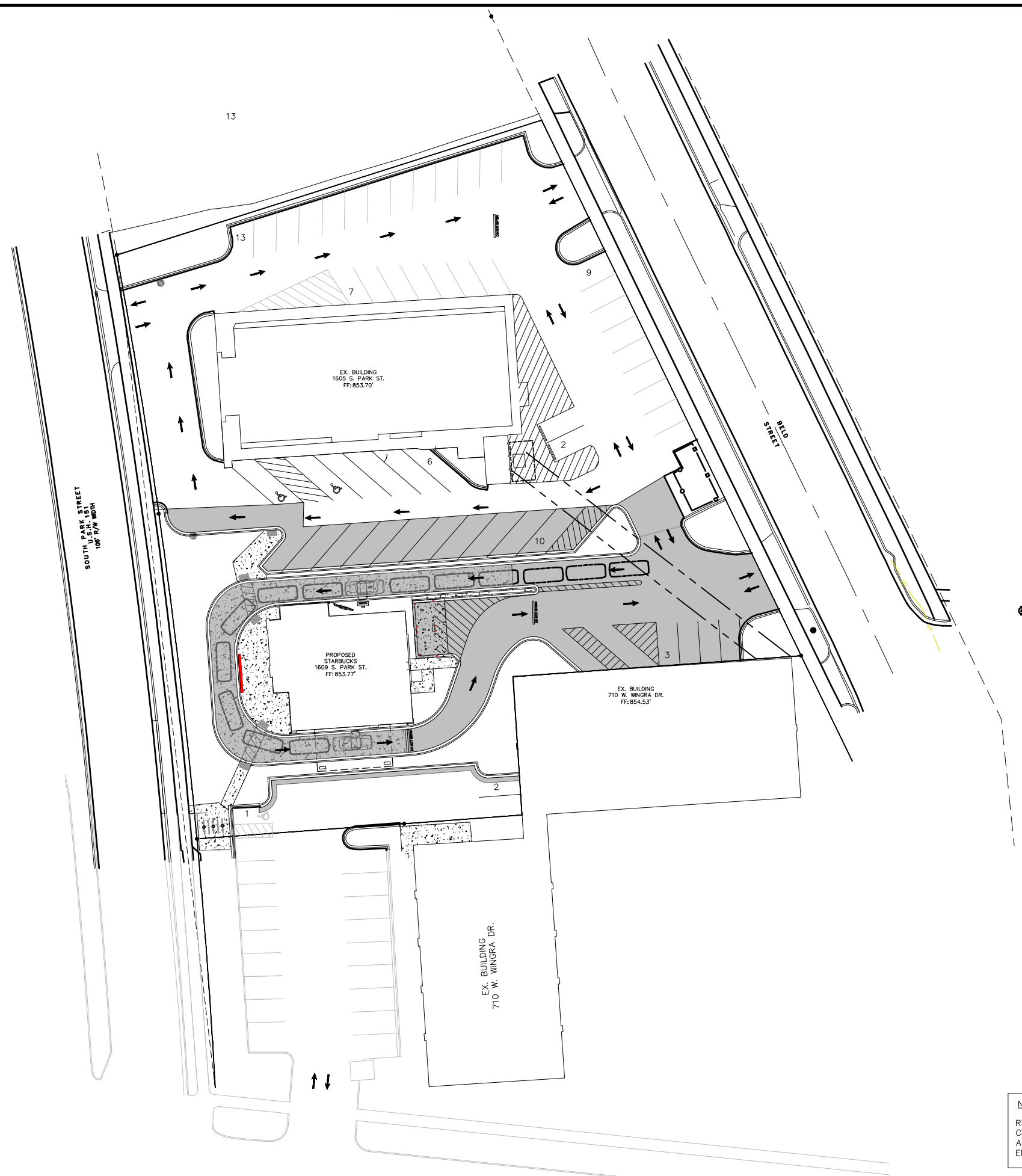
818 N Meadowbrook Ln
 Waunakee, WI 53597
 phone (608) 849-9378
 www.pe-wi.com



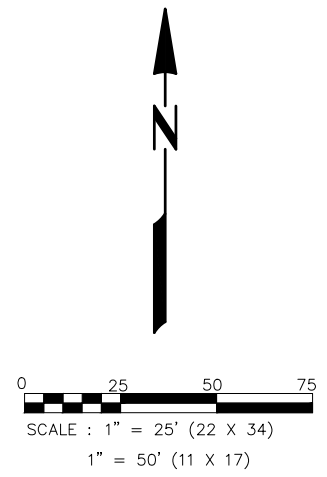
MADISON, WISCONSIN

**STARBUCKS
 DEMOLITION PLAN**
 1609 PARK STREET

C101




NOTE:
 RIGHT-OF-WAY IS THE SOLE JURISDICTION OF THE CITY OF MADISON AND IS SUBJECT TO CHANGE AT ANY TIME PER RECOMMENDATION/PLAN OF TRAFFIC ENGINEERING AND CITY ENGINEERING DEPARTMENTS



**STARBUCKS
 OVERALL SITE PLAN**

1609 PARK STREET

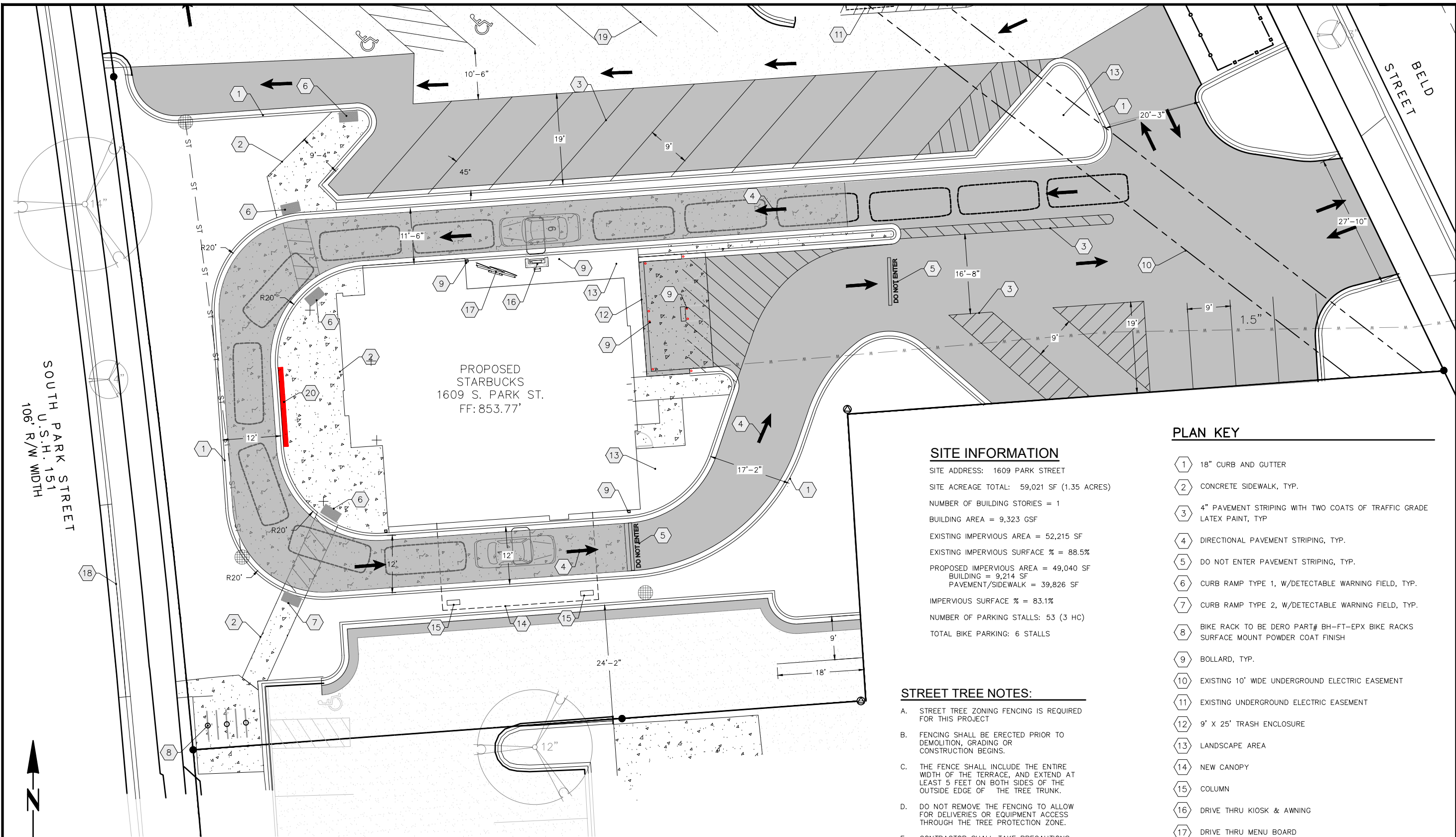
MADISON, WISCONSIN



818 N Meadowbrook Ln
 Waukegan, WI 53597
 phone (608) 849-9378
 www.pe-wi.com

ISSUANCE/REVISION	DATE
SITE PLAN APPROVAL	06-14-23

C200



PROPOSED
STARBUCKS
1609 S. PARK ST.
FF: 853.77'

SOUTH PARK STREET
U.S.H. 151
106' R/W WIDTH

BELD STREET

SITE INFORMATION

SITE ADDRESS: 1609 PARK STREET
 SITE ACREAGE TOTAL: 59,021 SF (1.35 ACRES)
 NUMBER OF BUILDING STORIES = 1
 BUILDING AREA = 9,323 GSF
 EXISTING IMPERVIOUS AREA = 52,215 SF
 EXISTING IMPERVIOUS SURFACE % = 88.5%
 PROPOSED IMPERVIOUS AREA = 49,040 SF
 BUILDING = 9,214 SF
 PAVEMENT/SIDEWALK = 39,826 SF
 IMPERVIOUS SURFACE % = 83.1%
 NUMBER OF PARKING STALLS: 53 (3 HC)
 TOTAL BIKE PARKING: 6 STALLS

PLAN KEY

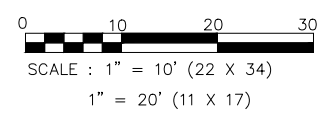
- 1 18" CURB AND GUTTER
- 2 CONCRETE SIDEWALK, TYP.
- 3 4" PAVEMENT STRIPING WITH TWO COATS OF TRAFFIC GRADE LATEX PAINT, TYP
- 4 DIRECTIONAL PAVEMENT STRIPING, TYP.
- 5 DO NOT ENTER PAVEMENT STRIPING, TYP.
- 6 CURB RAMP TYPE 1, W/DETECTABLE WARNING FIELD, TYP.
- 7 CURB RAMP TYPE 2, W/DETECTABLE WARNING FIELD, TYP.
- 8 BIKE RACK TO BE DERO PART# BH-FT-EPX BIKE RACKS SURFACE MOUNT POWDER COAT FINISH
- 9 BOLLARD, TYP.
- 10 EXISTING 10' WIDE UNDERGROUND ELECTRIC EASEMENT
- 11 EXISTING UNDERGROUND ELECTRIC EASEMENT
- 12 9' X 25' TRASH ENCLOSURE
- 13 LANDSCAPE AREA
- 14 NEW CANOPY
- 15 COLUMN
- 16 DRIVE THRU KIOSK & AWNING
- 17 DRIVE THRU MENU BOARD
- 18 30" CURB AND GUTTER
- 19 EXISTING STRIPING, TYP.
- 20 CONCRETE SCREENING WALL, SEE ARCHITECTURAL PLANS

STREET TREE NOTES:

- A. STREET TREE ZONING FENCING IS REQUIRED FOR THIS PROJECT
- B. FENCING SHALL BE ERECTED PRIOR TO DEMOLITION, GRADING OR CONSTRUCTION BEGINS.
- C. THE FENCE SHALL INCLUDE THE ENTIRE WIDTH OF THE TERRACE, AND EXTEND AT LEAST 5 FEET ON BOTH SIDES OF THE OUTSIDE EDGE OF THE TREE TRUNK.
- D. DO NOT REMOVE THE FENCING TO ALLOW FOR DELIVERIES OR EQUIPMENT ACCESS THROUGH THE TREE PROTECTION ZONE.
- E. CONTRACTOR SHALL TAKE PRECAUTIONS DURING CONSTRUCTION TO NOT DISFIGURE, SCAR, OR IMPAIR THE HEALTH OF ANY STREET TREE.
- F. CONTRACTOR SHALL OPERATE EQUIPMENT IN A MANNER AS TO NOT DAMAGE THE BRANCHES OF THE STREET TREE(S). THIS MAY REQUIRE USING SMALLER EQUIPMENT AND LOADING AND UNLOADING MATERIALS IN A DESIGNATED SPACE AWAY FROM TREES ON THE CONSTRUCTION SITE. ANY DAMAGE OR INJURY TO EXISTING STREET TREES (EITHER ABOVE OR BELOW GROUND) SHALL BE REPORTED IMMEDIATELY TO CITY FORESTRY AT (608) 266-4816. PENALTIES AND REMEDIATION SHALL BE REQUIRED.

KEY

- ASPHALT PAVEMENT
- CONCRETE
- CONCRETE PAVEMENT
- EXISTING CONCRETE
- EXISTING ASPHALT



NOTE:
 RIGHT-OF-WAY IS THE SOLE JURISDICTION OF THE CITY OF MADISON AND IS SUBJECT TO CHANGE AT ANY TIME PER RECOMMENDATION/PLAN OF TRAFFIC ENGINEERING AND CITY ENGINEERING DEPARTMENTS

ISSUANCE/REVISION	DATE
SITE PLAN APPROVAL	06-14-23

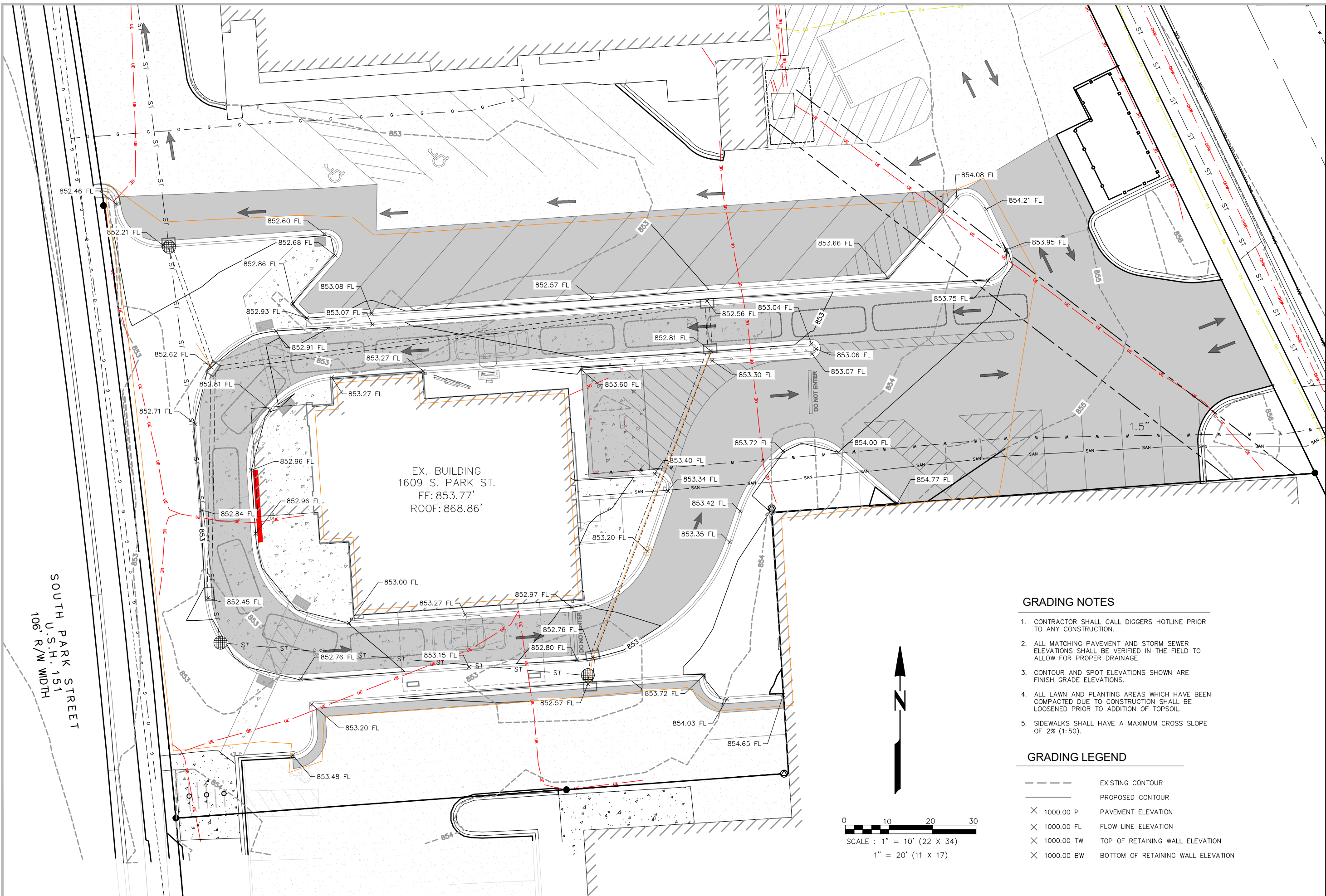
818 N Meadowbrook Ln
 Waukegan, WI 53597
 phone (608) 849-9378
 www.pe-wi.com

PROFESSIONAL ENGINEERING LLC

MADISON, WISCONSIN

STARBUCKS
SITE PLAN
 1609 PARK STREET

C201



EX. BUILDING
1609 S. PARK ST.
FF: 853.77'
ROOF: 868.86'

SOUTH PARK STREET
U.S.H. 151
106' R/W WIDTH

GRADING NOTES

1. CONTRACTOR SHALL CALL DIGGERS HOTLINE PRIOR TO ANY CONSTRUCTION.
2. ALL MATCHING PAVEMENT AND STORM SEWER ELEVATIONS SHALL BE VERIFIED IN THE FIELD TO ALLOW FOR PROPER DRAINAGE.
3. CONTOUR AND SPOT ELEVATIONS SHOWN ARE FINISH GRADE ELEVATIONS.
4. ALL LAWN AND PLANTING AREAS WHICH HAVE BEEN COMPACTED DUE TO CONSTRUCTION SHALL BE LOOSENED PRIOR TO ADDITION OF TOPSOIL.
5. SIDEWALKS SHALL HAVE A MAXIMUM CROSS SLOPE OF 2% (1:50).


GRADING LEGEND

- EXISTING CONTOUR
- PROPOSED CONTOUR
- × 1000.00 P PAVEMENT ELEVATION
- × 1000.00 FL FLOW LINE ELEVATION
- × 1000.00 TW TOP OF RETAINING WALL ELEVATION
- × 1000.00 BW BOTTOM OF RETAINING WALL ELEVATION

0 10 20 30
SCALE : 1" = 10' (22 X 34)
1" = 20' (11 X 17)

ISSUANCE/REVISION	DATE
SITE PLAN APPROVAL	06-14-23

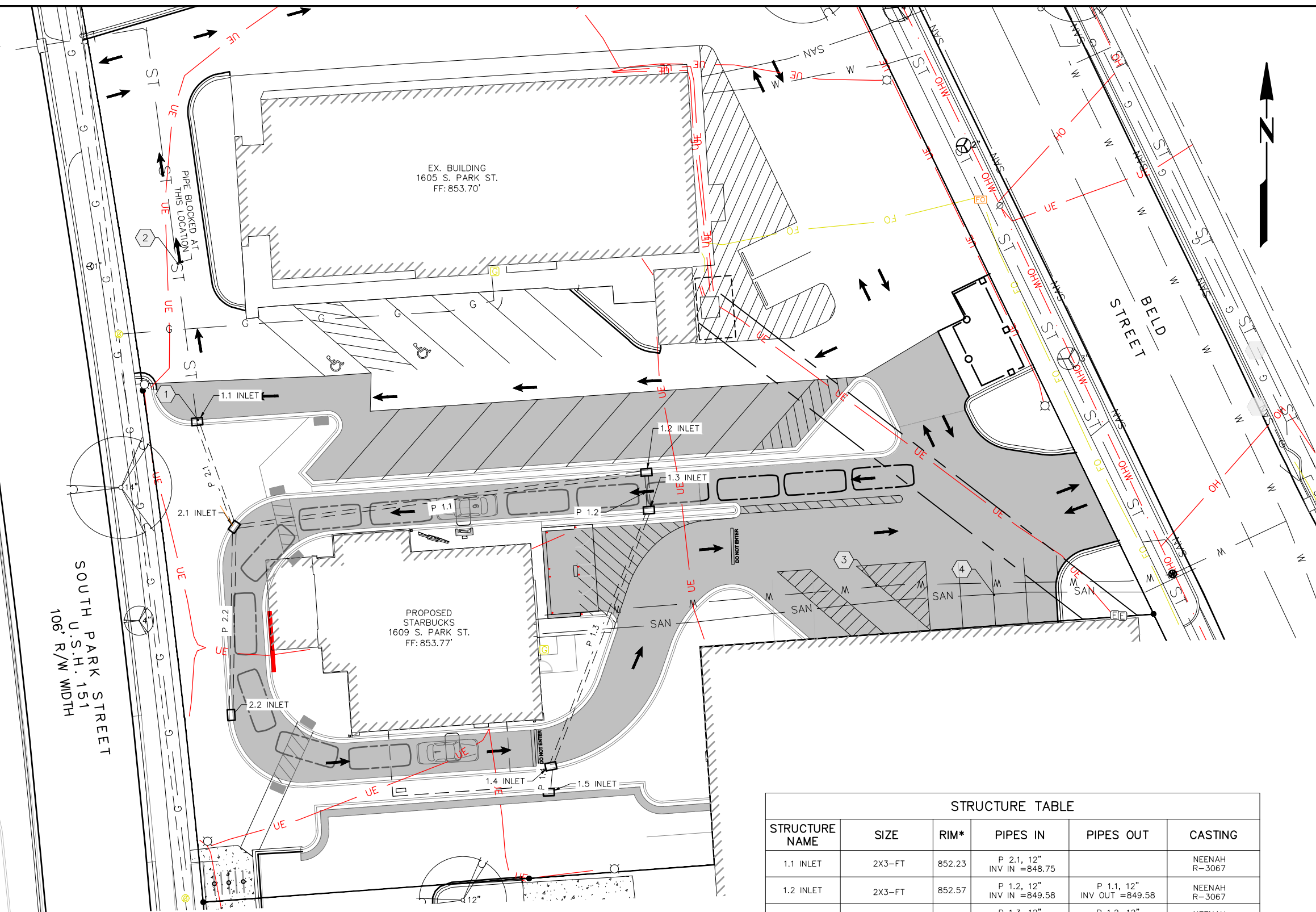
818 N Meadowbrook Ln
Waukegan, WI 53597
phone (608) 849-9378
www.pe-wi.com



MADISON, WISCONSIN

**STARBUCKS
GRADING PLAN**
1609 PARK STREET

C300



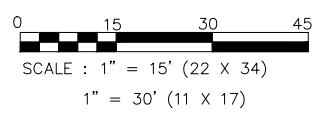
- ### UTILITY NOTES
- CONTRACTOR SHALL CALL DIGGERS HOTLINE PRIOR TO ANY CONSTRUCTION.
 - ALL EXISTING UTILITIES SHOWN ON THE PLAN ARE APPROXIMATE AND WERE FIELD LOCATED FROM GROUND MARKING OR BASED OFF OF PREVIOUS PLANS. THE LOCATIONS ARE SHOWN FOR INFORMATIONAL PURPOSES ONLY AND SHOULD BE FIELD VERIFIED PRIOR TO CONSTRUCTION.
 - ALL SITE UTILITY WORK SHALL BE DONE IN ACCORDANCE WITH THE CITY OF MADISON STANDARD SPECIFICATIONS.
 - PRIOR TO CONSTRUCTION, CONTRACTOR SHALL OBTAIN A STREET OPENING PERMIT FOR ANY WORK TO BE DONE WITHIN THE RIGHT-OF-WAY.
 - CONTRACTOR SHALL OBTAIN ALL NECESSARY PLUGGING/CONNECTION PERMITS FROM THE CITY OF MADISON PRIOR TO ANY UTILITY WORK. CONTRACTOR TO NOTIFY THE PUBLIC WORKS DEPARTMENT A MINIMUM OF 48 HOURS BEFORE CONNECTING TO PUBLIC UTILITIES.
 - RESTORATION OF PAVEMENT, CURB & GUTTER, AND SIDEWALK WITHIN THE STREET RIGHT OF WAY IS CONSIDERED INCIDENTAL AND SHALL BE INCLUDED IN THE COST OF THE UNDERGROUND IMPROVEMENTS.
 - ALL STORM SEWER PIPE TO BE ADS N-12 OR SDR-35 PIPE AS NOTED ON THE STORM SEWER SCHEDULE. ALL BRANCH CONNECTIONS TO BE WYES WITH 45 DEGREE BENDS.
 - CONTRACTOR SHALL CONFIRM CONNECTION ELEVATION GRADES OF ALL PIPES PRIOR TO BEGINNING CONSTRUCTION.
 - ALL WATER MAIN 4" AND LARGER SHALL BE DUCTILE IRON. FITTINGS TO HAVE MEGA-LUG CONNECTIONS. WATER SERVICES 2" AND SMALLER SHALL BE TYPE K, COPPER.
 - SANITARY SEWER MAIN AND SERVICES SHALL BE SDR-35 PVC. MANHOLES TO BE PRECAST WITH RUBBER BOOTS.
 - ANY PERSON WHO INSTALLS A NONCONDUCTIVE WATER OR SEWER LATERAL MUST ALSO INSTALL A LOCATION WIRE OR OTHER EQUALLY EFFECTIVE MEANS FOR MARKING THE LOCATION OF THE LATERAL. METHOD SHALL BE APPROVED BY THE CITY.
 - CONTRACTOR TO COORDINATE NEW, RELOCATED AND/OR ABANDONED GAS, ELECTRIC, TELEPHONE, AND CABLE WITH APPROPRIATE UTILITY COMPANIES.
 - UTILITIES SERVING PROPOSED BUILDINGS SHALL BE STUBBED WITHIN 5' OF THE PROPOSED BUILDING(S) AND STAKED.
 - ALL WATER MAIN PIPE AND FITTINGS SHALL BE INSTALLED TO A MIN. DEPTH OF COVER OF 6.5'. AFTER REGRADING, EXISTING WATER MAIN PIPE WHICH DOES NOT MEET THIS REQUIREMENT SHALL BE INSULATED.
 - STORM SEWERS WHICH CROSS AN ACTIVE SEWER OR WATER MAIN OR LATERAL SHALL HAVE A MINIMUM CLEAR VERTICAL CLEARANCE OF THREE (3) FEET. CROSSINGS WITH LESSER VERTICAL CLEARANCE SHALL BE PROTECTED FROM FROST DAMAGE BY PLACEMENT OF 2-INCH THICK POLYSTYRENE BOARD INSULATION.
 - BUILDING PLUMBER SHALL VERIFY SIZE, SLOPE, AND EXACT LOCATION OF PROPOSED SANITARY LATERALS AND WATER SERVICES PRIOR TO INSTALLATION.
 - CLEANOUTS WILL REQUIRE FROST SLEEVES.
 - CONTRACTOR RESPONSIBLE FOR TRAFFIC CONTROL FOR WORK IN THE RIGHT-OF-WAY.

- ### PLAN KEY
- ① CONNECT TO EXISTING STORM SEWER
 - ② REMOVE PIPE BLOCK IN STORM SEWER
 - ③ EXISTING WATER LATERAL TO REMAIN
 - ④ EXISTING SEWER LATERAL TO REMAIN
- NOTE:**
RIGHT-OF-WAY IS THE SOLE JURISDICTION OF THE CITY OF MADISON AND IS SUBJECT TO CHANGE AT ANY TIME PER RECOMMENDATION/PLAN OF TRAFFIC ENGINEERING AND CITY ENGINEERING DEPARTMENTS

NAME	SIZE	LENGTH	SLOPE	MATERIAL	START INVERT ELEVATION	END INVERT ELEVATION
P 1.1	12"	115'	0.50%	ADS N12	849.58'	849.01'
P 1.2	12"	11'	0.50%	ADS N12	849.63'	849.58'
P 1.3	12"	76'	0.50%	ADS N12	850.01'	849.63'
P 1.4	12"	8'	0.50%	ADS N12	850.05'	850.01'
P 2.1	12"	31'	0.86%	ADS N12	849.01'	848.75'
P 2.2	12"	52'	0.43%	ADS N12	849.23'	849.01'

STRUCTURE NAME	SIZE	RIM*	PIPES IN	PIPES OUT	CASTING
1.1 INLET	2X3-FT	852.23	P 2.1, 12" INV IN =848.75		NEENAH R-3067
1.2 INLET	2X3-FT	852.57	P 1.2, 12" INV IN =849.58	P 1.1, 12" INV OUT =849.58	NEENAH R-3067
1.3 INLET	2X3-FT	852.80	P 1.3, 12" INV IN =849.63	P 1.2, 12" INV OUT =849.63	NEENAH R-3067
1.4 INLET	2X3-FT	852.57	P 1.4, 12" INV IN =850.01	P 1.3, 12" INV OUT =850.01	NEENAH R-3067
1.5 INLET	2X3-FT	852.56		P 1.4, 12" INV OUT =850.05	NEENAH R-3067
2.1 INLET	2X3-FT	852.62	P 2.2, 12" INV IN =849.01 P 1.1, 12" INV IN =849.01	P 2.1, 12" INV OUT =849.01	NEENAH R-3067
2.2 INLET	2X3-FT	852.48		P 2.2, 12" INV OUT =849.23	NEENAH R-3067

*RIM IS FLOW LINE FOR CURB INLETS, RIM FOR CATCH BASINS AND YARD DRAINS, AND GROUND SURFACE FOR OTHERS.



ISSUANCE/REVISION	DATE	
SITE PLAN APPROVAL	06-14-23	

818 N Meadowbrook Ln
Waunakee, WI 53597
phone (608) 849-9378
www.pe-wi.com

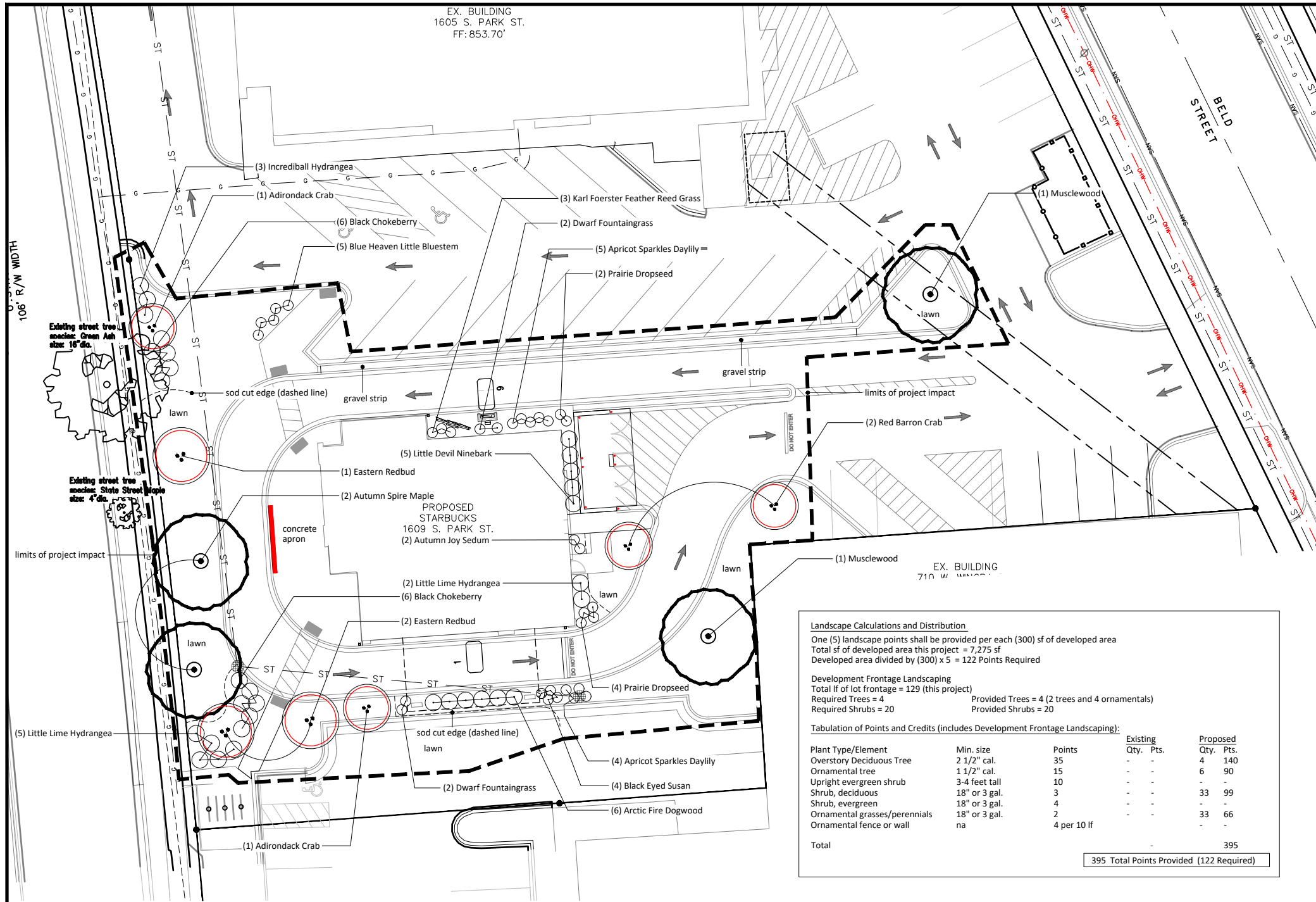
PROFESSIONAL ENGINEERING LLC

MADISON, WISCONSIN

STARBUCKS UTILITY PLAN

1609 PARK STREET

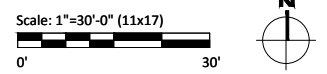
C400



1 LANDSCAPE PLAN

GENERAL NOTES:

1. Trees, shrub groupings, and all landscape beds are to receive wood mulch consisting of recycled brown dyed wood mulch spread to a 3" min. depth over a pre-emergent herbicide.
2. "Lawn" areas shall be finish graded and seeded at a rate of 4 lbs. per 1,000 sq. ft. Basis of Design: Madison Parks Lawn Seed Mix. EarthCarpet Corporation.
3. Landscape Contractor shall provide regular maintenance until a date 60 days after completion of planting. Maintenance shall begin when planting is started for ongoing planting areas. Maintenance operations shall include watering, weeding, and mowing. Contractor shall provide temporary irrigation equipment if needed to provide a minimum of 1" of water per week throughout the maintenance period for all planting areas.
4. Landscape Contractor shall guarantee to replace once, without charge, any plant material that dies within one year of installation providing the Owner gives normal plant care (regular watering). The Owner must report plant losses within the guarantee period.
5. Contractor shall install tree protection fencing in the area between the curb and sidewalk and extend it at least 5 feet from both sides of the tree along the length of the terrace. No excavation is permitted within 5 feet of the outside edge of a tree trunk. If excavation within 5 feet of any tree is necessary, contractor shall contact City Forestry (266-4816) prior to excavation to assess the impact to the tree and root system. Tree pruning shall be coordinated with City Forestry prior to the start of construction. Tree protection specifications can be found in section 107.13 of City of Madison Standard Specifications for Public Works Construction. Any tree removals that are required for construction after the development plan is approved will require at least a 72 hour wait period before a tree removal permit can be issued by Forestry, to notify the Alder of the change in the tree plan. Contractor shall contact City Forestry Brad Hofmann bhofmann@cityofmadison.com or 266-4816 at least one week prior to planting to schedule inspecting the nursery stock and review planting specifications with the landscaper.



Landscape Calculations and Distribution

One (5) landscape points shall be provided per each (300) sf of developed area
 Total sf of developed area this project = 7,275 sf
 Developed area divided by (300) x 5 = 122 Points Required

Development Frontage Landscaping
 Total lf of lot frontage = 129 (this project)
 Required Trees = 4 Provided Trees = 4 (2 trees and 4 ornamentals)
 Required Shrubs = 20 Provided Shrubs = 20

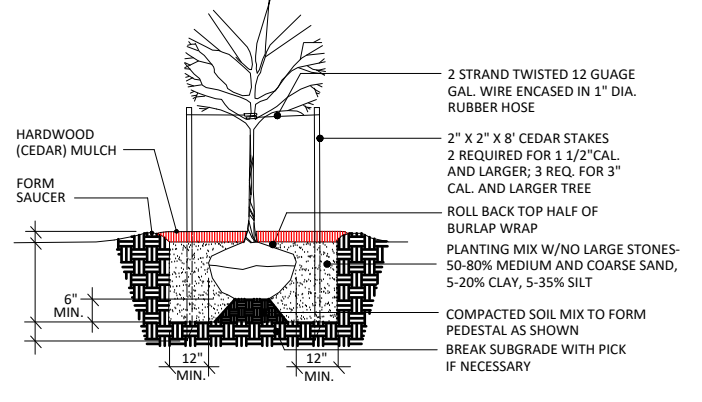
Tabulation of Points and Credits (includes Development Frontage Landscaping):

Plant Type/Element	Min. size	Points	Existing Qty.	Pts.	Proposed Qty.	Pts.
Overstory Deciduous Tree	2 1/2" cal.	35	-	-	4	140
Ornamental tree	1 1/2" cal.	15	-	-	6	90
Upright evergreen shrub	3-4 feet tall	10	-	-	-	-
Shrub, deciduous	18" or 3 gal.	3	-	-	33	99
Shrub, evergreen	18" or 3 gal.	4	-	-	-	-
Ornamental grasses/perennials	18" or 3 gal.	2	-	-	33	66
Ornamental fence or wall	na	4 per 10 lf	-	-	-	-
Total					395	

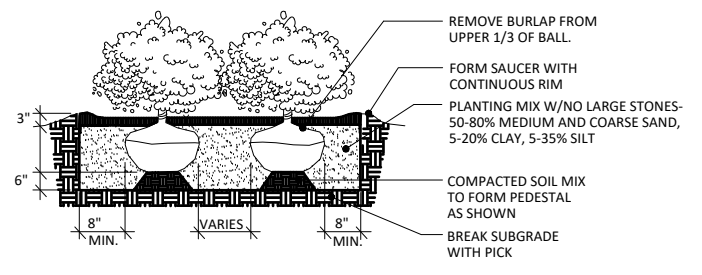
395 Total Points Provided (122 Required)

Plant Schedule:

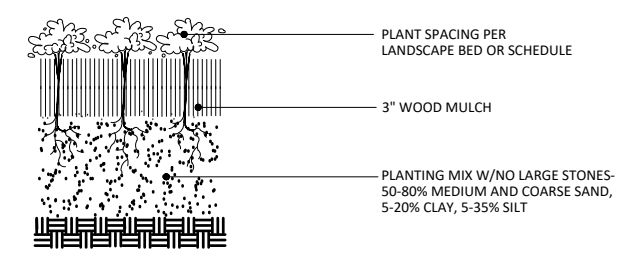
Common Name	Scientific Name	Size
Overstory Deciduous Tree		
Autumn Spire Maple	Acer rubrum 'Autumn Spire'	2 1/2" cal.
Musclewood	Carpinus caroliniana	2 1/2" cal.
Ornamental Tree		
Redbud	Cercis canadensis 'Morton'	1 1/2" cal.
Adirondack Crab	Malus 'Adirondack'	1 1/2" cal.
Red Barron Crab	Malus x 'Red Barron'	1 1/2" cal.
Deciduous Shrubs		
Arctic Fire Dogwood	Cornus sericea 'Farrow'	18" ht.
Little Devil Ninebark	Physocarpus opulifolius 'Donna May'	18" ht.
Incrediball Hydrangea	Hydrangea arborescens 'Abetwo' Incrediball	18" ht.
Black Chokeberry	Aronia melanocarpa 'Morton'	18" ht.
Little Lime Hydrangea	Hydrangea paniculata 'Jane'	18" ht.
Perennials/Grasses		
Prairie Dropseed	Sporobolus heterolepis	1 gal.
Kobold Gayfeather	Liatris spicata 'Kobold'	1 gal.
Karl Foerster Grass	Calamagrostis x acutiflora 'Karl Foerster'	1 gal.
Dwarf Fountaingrass	Pennisetum alopecuroides 'Hameln'	1 gal.
Autumn Joy Sedum	Sedum 'Autumn Joy'	1 gal.
Apricot Sparkles Daylily	Hemerocallis 'Apricot Sparkles'	1 gal.
Blue Heaven Little Bluestem	Schizachyrium scoparium 'Blue Heaven'	1 gal.
Black Eyed Susan	Rudbeckia hirta	1 gal.
Dwarf Fountaingrass	Pennisetum alopecuroides 'Hameln'	1 gal.



2 TREE PLANTING



3 SHRUB PLANTING



4 PERENNIAL PLANTING

ISSUANCE/REVISION	DATE
SITE PLAN APPROVAL	06-14-23

818 N Meadowbrook Ln
 Waukegan, WI 53597
 phone (608) 849-9378
www.pe-wi.com

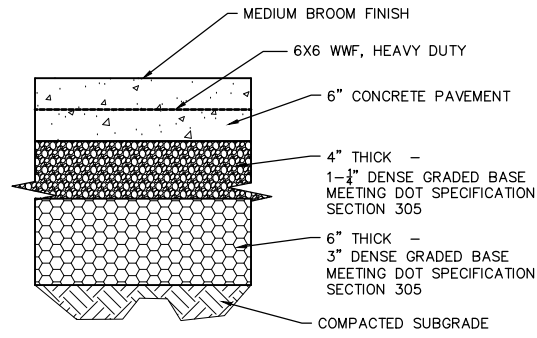
PROFESSIONAL ENGINEERING LLC

MADISON, WISCONSIN

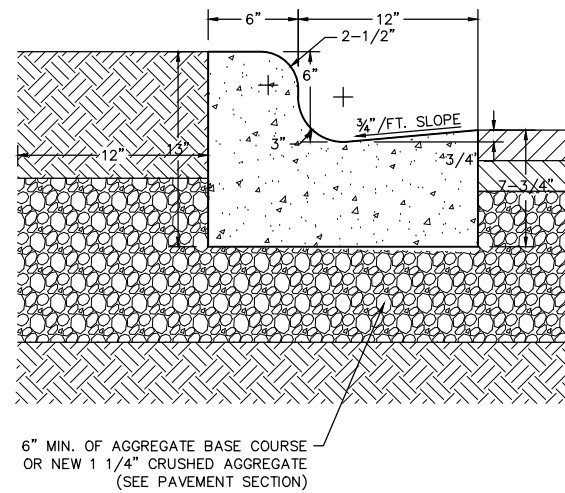
STARBUCKS LANDSCAPE PLAN

1609 PARK STREET

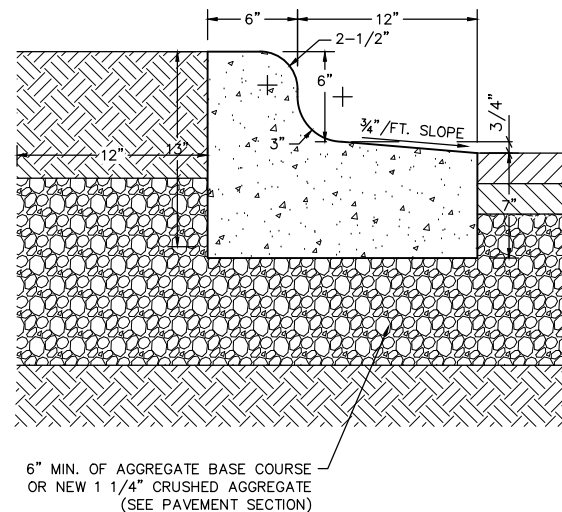
L100



1 CONCRETE PAVEMENT SECTION
C501 NTS

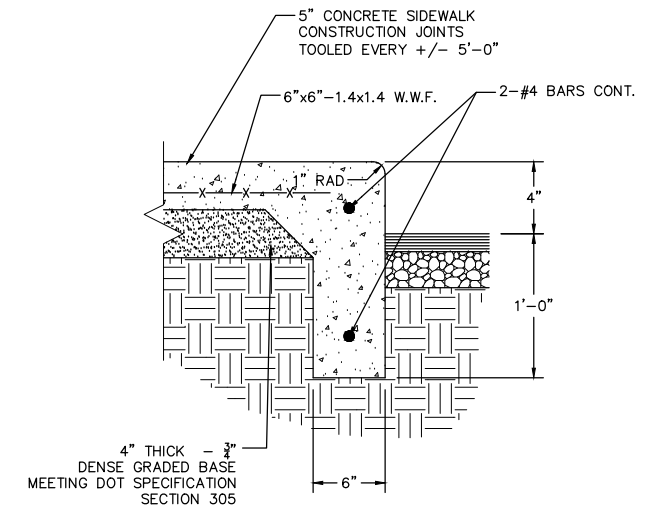


2 STANDARD 18" CONCRETE CURB

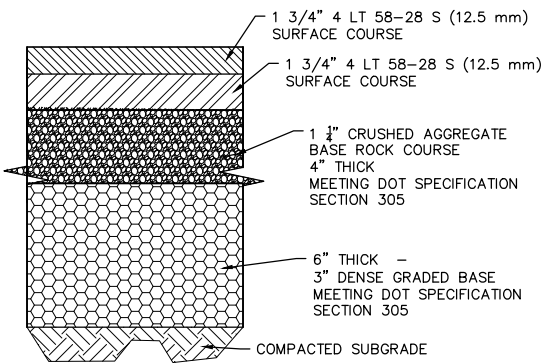


3 REJECT 18" CONCRETE CURB

GENERAL NOTES:
LATERAL CONTRACTION JOINTS SHALL BE PLACED AT INTERVALS OF NOT MORE THAN 15', NOT LESS THAN 6' IN LENGTH. THE JOINTS SHALL BE A MINIMUM OF 3" IN DEPTH. EXPANSION JOINTS SHALL BE PLACED TRANSVERSELY AT RADIUS POINTS ON CURVES OF 200' OF LESS, AND AT ANGLE POINTS, OR AS DIRECTLY BY THE ENGINEER. THE EXPANSION JOINT SHALL BE ALONE PIECE ASPHALTIC MATERIAL HAVING THE SAME DIMENSIONS AS CURB & GUTTER AT THAT STATION AND BE 1/2" THICK. IN ALL CASES, CONCRETE CURB & GUTTER SHALL BE PLACED ON THOROUGHLY COMPACTED CRUSHED STONE.

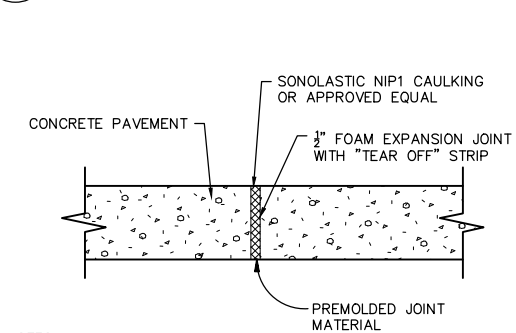


3 THICKENED EDGE SIDEWALK
C501 NTS



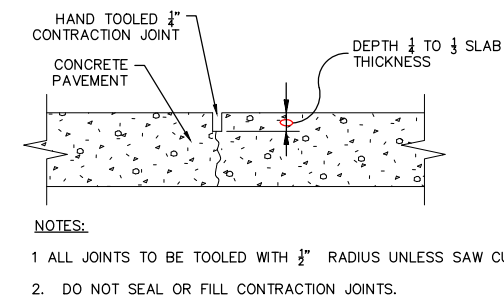
4 LIGHT DUTY PAVEMENT SECTION
C501 NTS

2 CURB & GUTTER
C501 NTS



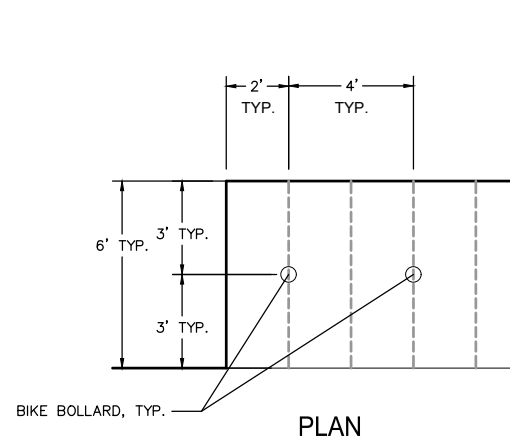
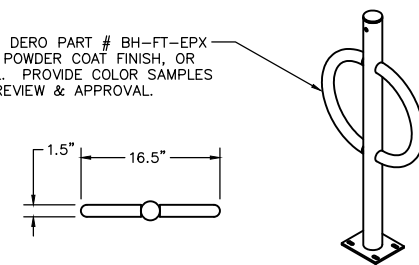
NOTES:
1 ALL JOINTS TO BE TOOLED WITH 1/2" RADIUS UNLESS SAW CUT
2. PLACE WHERE INDICATED OR WHERE PAVEMENT ABUTS FOUNDATIONS, CURBS COLUMNS OR OTHER IMMOVABLE OBJECTS, OR WHERE OPERATIONS ARE STOPPED FOR MORE THAN 1/2 HOUR. PLACE IN MANNER CONSISTENT WITH CONTROL JOINT LAYOUT.
3. CAULKING OF ALL EXTERIOR SITE WORK BY SITE CONTRACTOR.

5 EXPANSION JOINT - SECTION
C501 NTS

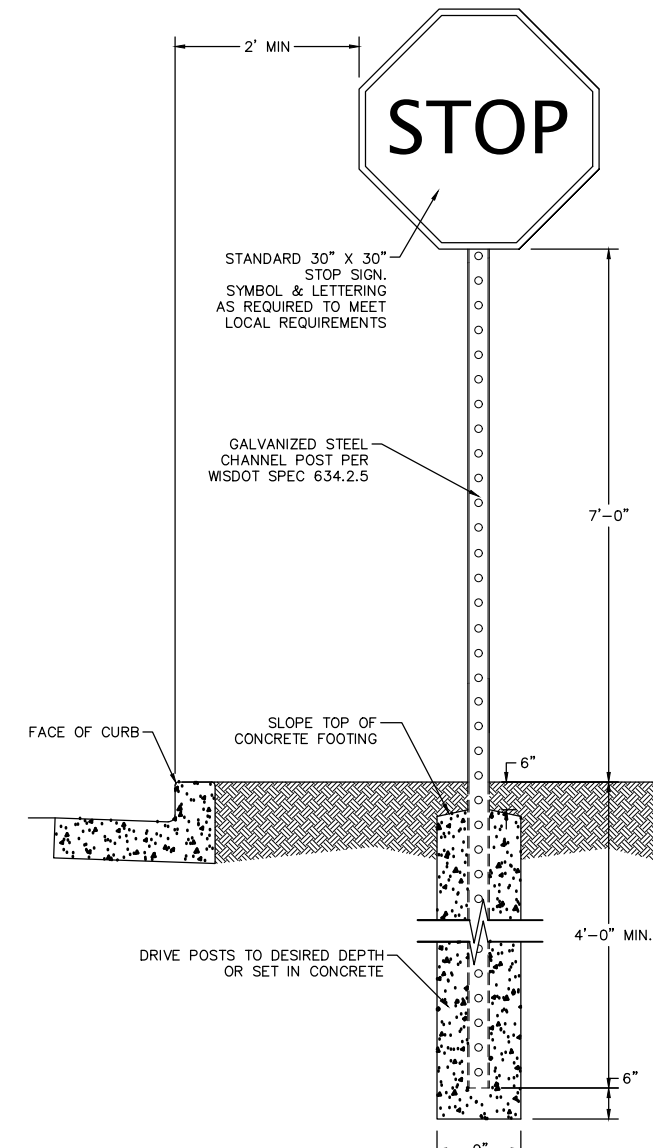
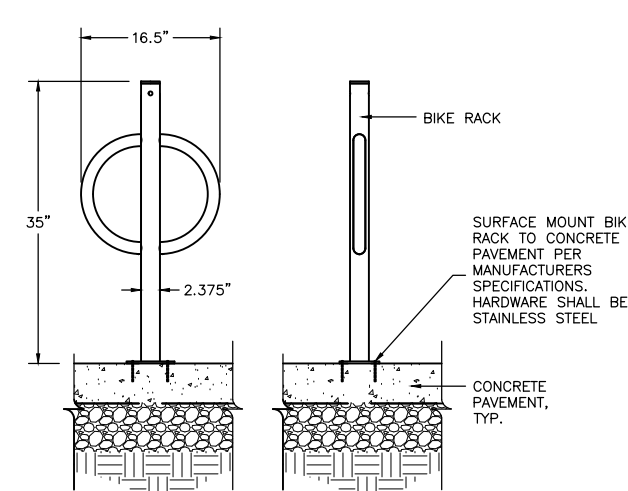


6 CONTRACTION JOINT
C501 NTS

HITCH BIKE RACK DERO PART # BH-FT-EPX SURFACE MOUNT POWDER COAT FINISH, OR APPROVED EQUAL. PROVIDE COLOR SAMPLES TO OWNER FOR REVIEW & APPROVAL.



8 BICYCLE RACK BOLLARD LAYOUT
C501 NTS



9 STOP SIGN
C501 NTS

ISSUANCE/REVISION	DATE
SITE PLAN APPROVAL	06-14-23

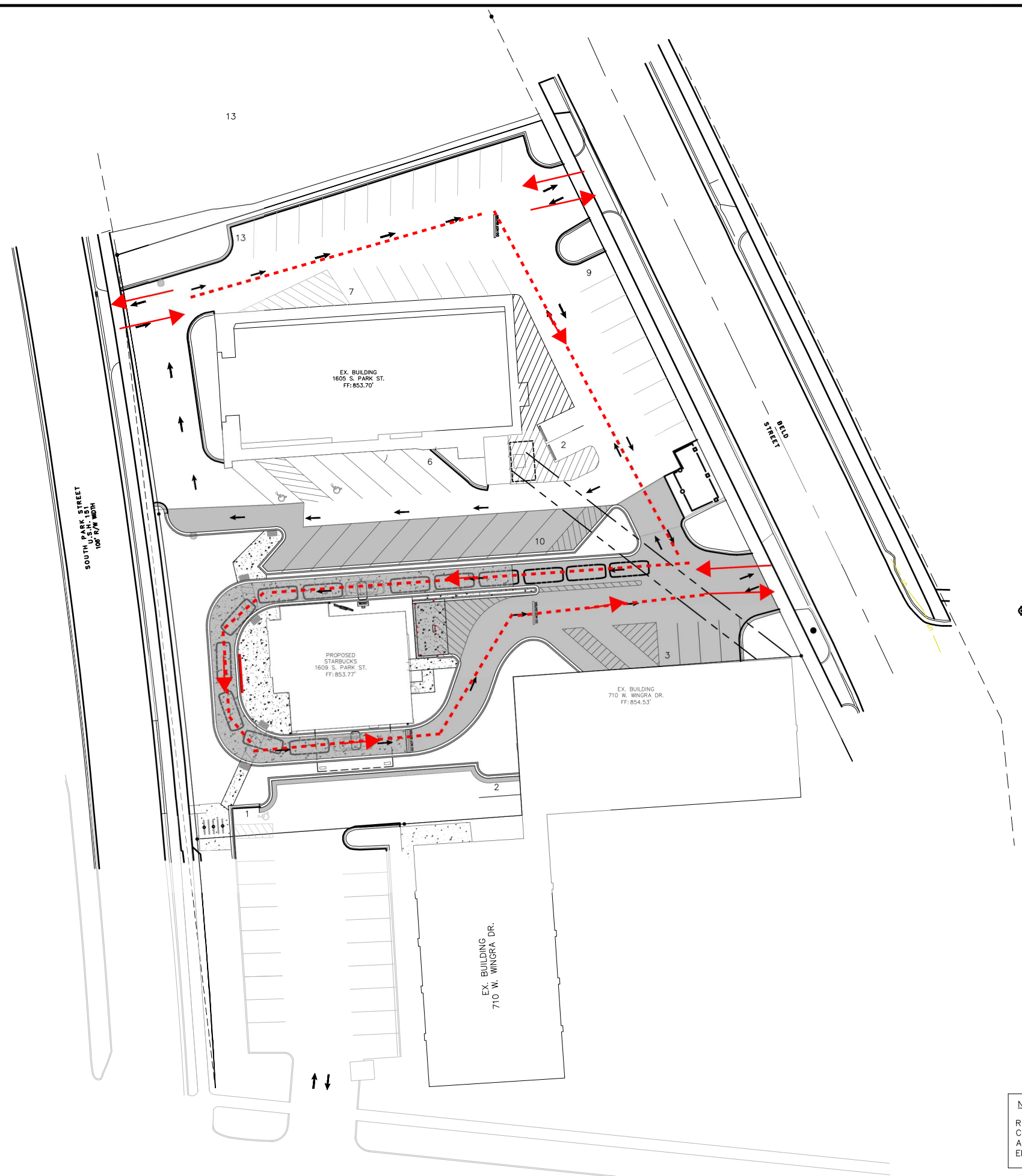
818 N Meadowbrook Ln
Waukegan, WI 53597
phone (608) 849-9378
www.pe-wi.com

PROFESSIONAL ENGINEERING
LTC

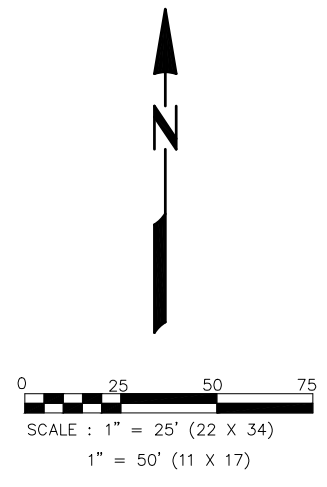
MADISON, WISCONSIN

STARBUCKS SITE DETAILS
1609 PARK STREET

C501



NOTE:
 RIGHT-OF-WAY IS THE SOLE JURISDICTION OF THE CITY OF MADISON AND IS SUBJECT TO CHANGE AT ANY TIME PER RECOMMENDATION/PLAN OF TRAFFIC ENGINEERING AND CITY ENGINEERING DEPARTMENTS



ISSUANCE/REVISION	DATE
SITE PLAN APPROVAL	06-14-23

818 N Meadowbrook Ln
 Waukegan, WI 53597
 phone (608) 849-9378
 www.pe-wi.com

PROFESSIONAL ENGINEERING LLC

STARBUCKS OVERALL SITE PLAN DIAGRAM

MADISON, WISCONSIN

1609 PARK STREET

CD

South View



North View



Signage shown as example only, final design/details submittal for AHJ approvals by tenants. Landscaping shown for reference only, refer to Landscape design drawings for final design & details

Proposed Elevations @ Park Street

Madison, WI | August, 7th 2023

COPYRIGHT 2023 | LOGIC DESIGN & ARCHITECTURE, INC.



Signage shown as example only, final design/details submittal for AHJ approvals by tenants. Landscaping shown for reference only, refer to Landscape design drawings for final design & details



NW Corner



SW Corner



SE Corner




NE Corner

Proposed Elevations @ Park Street

Madison, WI | August 7th, 2023

COPYRIGHT 2023 | LOGIC DESIGN & ARCHITECTURE, INC.





LogicDA.com : 414.909.0080
Project Manager: WBM
Job Number: 22-150

Additional Info

Project Name

Building Remodel For: Starbucks
1609 South Park Street,
Madison, WI 53716

Dates/Revisions

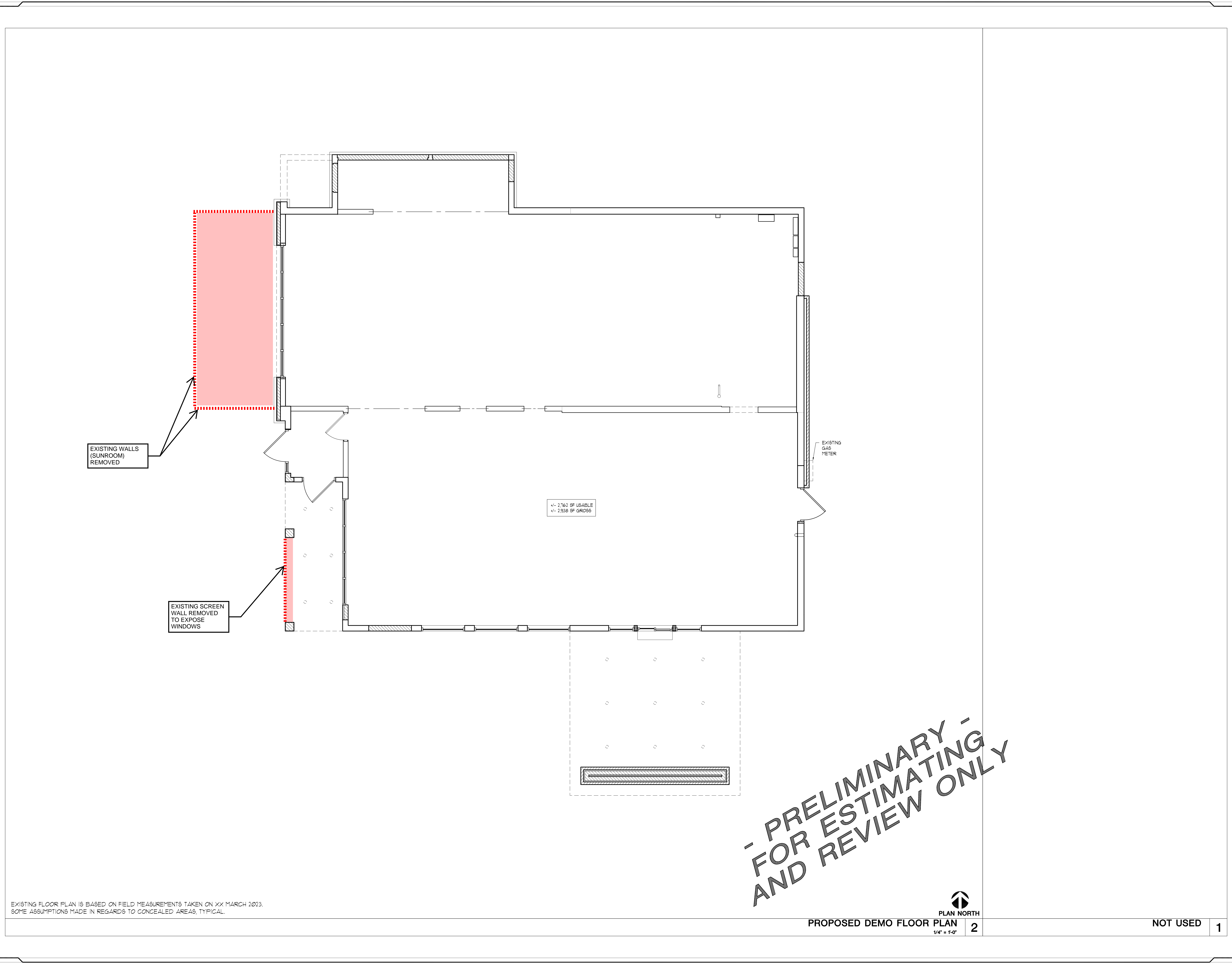
06.12.23
PC SUBMITTAL
07.07.23
UDC RESUBMITTAL

Drawing Title

DEMO FLOOR PLAN

D1.2

- PRELIMINARY -
NOT FOR CONSTRUCTION



EXISTING FLOOR PLAN IS BASED ON FIELD MEASUREMENTS TAKEN ON XX MARCH 2023.
SOME ASSUMPTIONS MADE IN REGARDS TO CONCEALED AREAS, TYPICAL.

**- PRELIMINARY -
FOR ESTIMATING
AND REVIEW ONLY**

PLAN NORTH
PROPOSED DEMO FLOOR PLAN
1/4" = 1'-0" **2**

NOT USED **1**

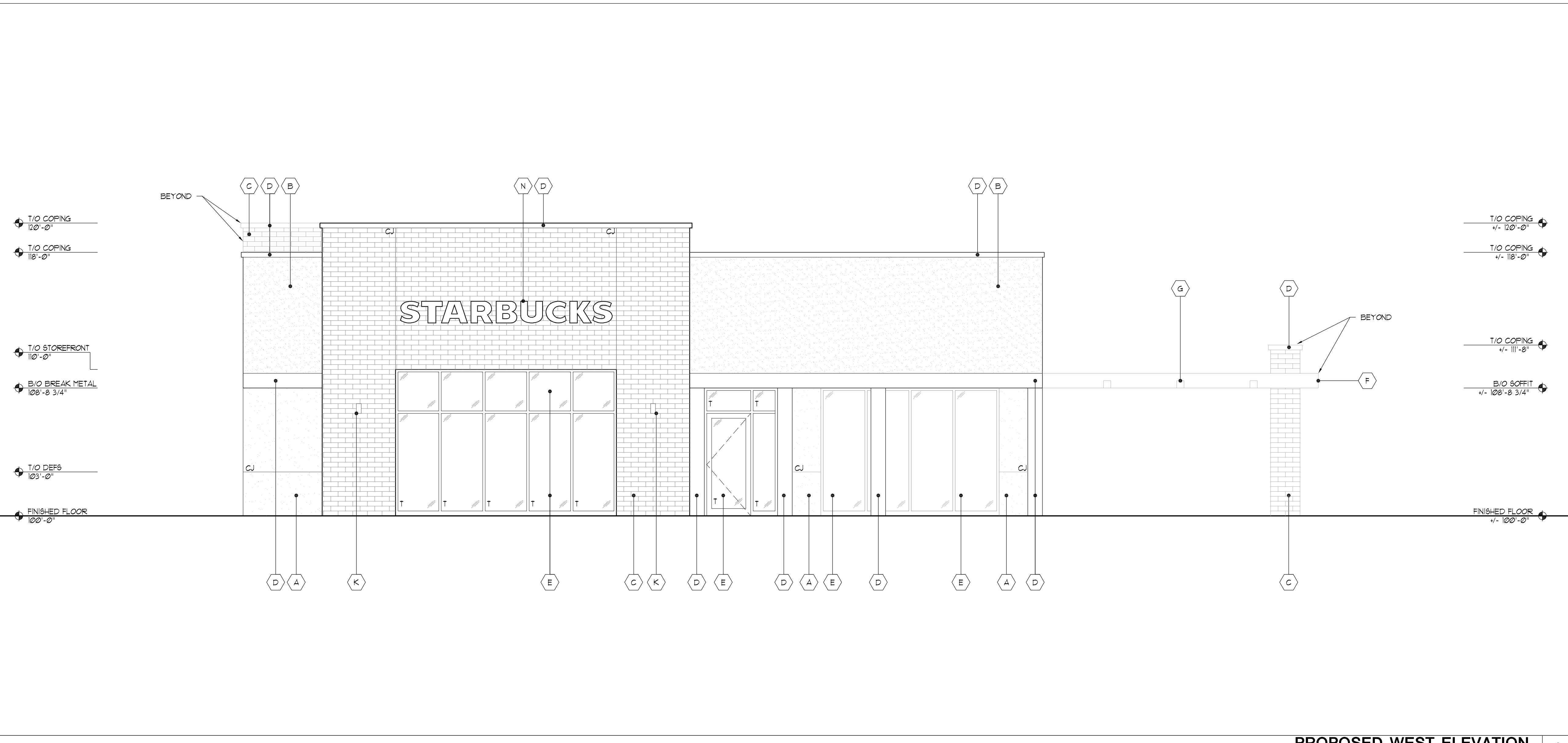
COPYRIGHT LOGIC DESIGN & ARCHITECTURE, INC. LDAI, 2023. ALL RIGHTS RESERVED. THIS DRAWING IS NOT TO BE REPRODUCED, CHANGED, COPIED OR ASSIGNED TO ANY THIRD PARTY IN ANY FORM OR MANNER WITHOUT FIRST OBTAINING THE EXPRESSED WRITTEN PERMISSION OF LDAI. THE CLIENT AGREES TO INDEMNIFY AND HOLD THE DESIGNER/ARCHITECT/SCOPE HARMLESS FROM ANY DAMAGES, LIABILITY, OR COST, INCLUDING ATTORNEYS FEES AND COSTS OF DEFENSE ARISING FROM ANY CHANGES OR ALTERATIONS MADE BY ANYONE OTHER THAN THE LDAI OR FROM ANY REUSE OF THE DRAWINGS OR DATA WITHOUT THE PRIOR WRITTEN CONSENT OF LDAI.

FILE NAME: C:\USERS\WACDONALD\LOGIC DA DROPBOX\WESLEY MACDONALD_ACTIVE PROJECTS\22-160_SBX PARK ST MADISON WI\SHEETS\SHEETS_22-160_SBX PARK ST MADISON WI.DWG PLOT DATE: 07/2023

Exterior Material Schedule				
Key	Material	Color / Spec	Details / Add'l Info	Mfg. Info
A	EIFS Finish	Dryvit Color: To match SW 7030 Anew Gray	Drainage Type EIFS per mfg. Install per mfg. **GC to provide Architect large color sample for final approval **	Dryvit
B	EIFS Finish	Dryvit Color: To match SW 9100 Umber Rust	Drainage Type EIFS per mfg. Install per mfg. **GC to provide Architect large color sample for final approval **	Dryvit
C	Brick Veneer	Heritage Collection Color: Winter	Running Bond Utility Size Mortar: Gray (SM100) Apply penetrating sealer to brick & grout per Mfg recommendations	County Materials or similar
C1	Cast Stone / Precast Concrete	Imitation Limestone Smooth Finish	Caps, bands, sills - refer to sections Mortar: Gray (SM100) Apply penetrating sealer per mfg. Submit shop drawings for review and approval	Custom Cast Stone / Spec Mix
D	Metal #1	Color: Matte Black	coping, flashing, etc. - also see sections	Pat-Clad (Peterson)
E	Aluminum Storefront System	Black Anodized Frames	Full lite doors w/ 1" insulated low-E clear glazing (s.o.n.) w/ thermally broken frames - R/T elevations for tempered and spandrel locations.	Kawneer or approved equal
F	Steel Canopy (with welded chamfered corners) & Spruce Soffit	Prime & Epoxy Paint Sherwin Williams 6991 Black Magic Clear Seal Spruce	Galvanized Steel Tube perimeter w/ steel tube standoffs. Finish all with exterior epoxy coating system or equal per Mfg. recommendations Submit shop drawings for review and approval Spruce to be stained AND SEALED (ALL SIDES) to match Nichia	TBD
G	Recessed Lighting	Black Finish	LDN4-40/10 LDBRLS MVDLT E210 Recessed LED - Coord. Locations w/ Reflected Ceiling Plan. Provide battery backup @ egress doors, typ.	Lithonia
H	Existing Gas Meter	Prefinished	GC to coordinate location with local utility & AHJ. Protect with bollards and maintain clear floor requirements Exterior piping not permitted - Run supply line from meter through wall, up interior wall and overhead to RTU's	TBD
J	Existing Electric Service	Prefinished	GC to coordinate location with local utility & AHJ. Protect with bollards and maintain clear floor requirements	TBD
K	Wall Mounted Lighting	Black Finish	Down CY92 40K MVD W X WFL-B-R08 Wall Mount 7'-0" AFF	ConTech
M	Roof Top Unit	Prefinished	GC to coordinate location & Details w/ Tenant Drawings	TBD
N	Tenant Signage	TBD by tenant	Generic signage shown for reference - Tenants are responsible for actual signage design and AHJ approvals, typical. LL GC to coordinate w/ tenant for all sign locations, provide power & blocking as necessary.	TBD
P	Overflow Downspout Nozzle	Z399-Prefinished	Mount 20" AFF	TBD
Q	Drive-Thru Window	To Match Storefront	275 Series - 47'-1/2" W x 43'-1/2" H with Manual open/Electronic Release (M.O.E.R.) - R/T Tenant Specs	Ready Access
R	Drive-Thru Air Curtain	To Match Storefront	AA300 - 275 Pass-Thru Air Curtain System - R/T Tenant Specs	Ready Access
S	Drive-Thru Shelf	Stainless Steel	275 Series - 47'-1/2" W x 10" D - R/T Tenant Specs	Ready Access
T	Downspout	Color: TBD	Open faced downspout connect to storm inlet - GC to provide inlet debris screen on storm pipe (Prefinished to match concrete panels)	TBD
U	Emergency Egress Lighting	Black Finish	TRL-EM-BR-EL Wall mounted centered over door	Triton LED
V	HM Painted Door	Color: Black		TBD
W	Cement Board	Painted Sherwin Williams Color: To match SW 9117 Urban Jungle	Artisan V-Groove Rustic Trim Board See sections & details for additional info, typ.	James Hardie

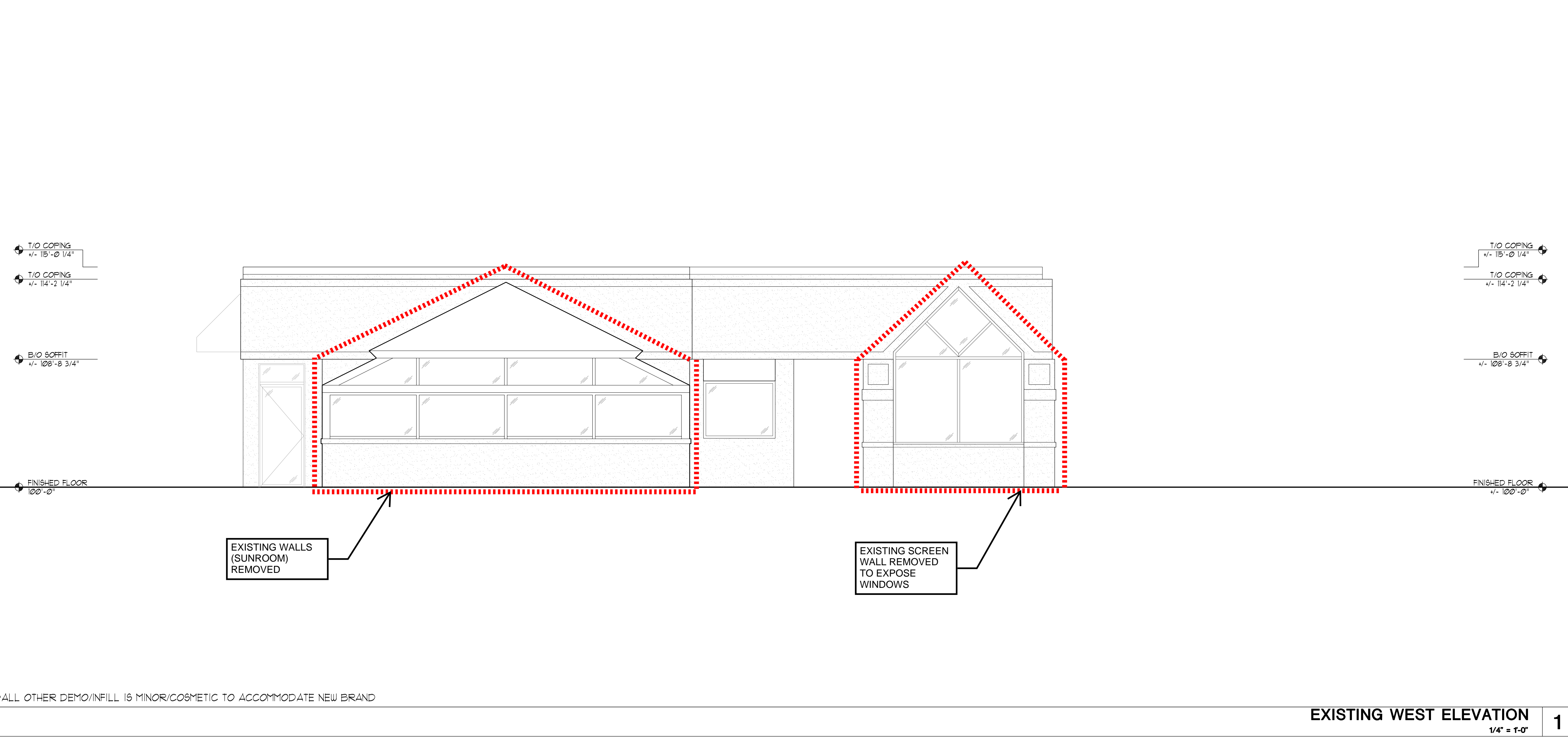
N/A1: E2notes: Refer to sections and wall types for additional information. GC to install all products per industry standards and manufacturer's recommendations. Design/Build Contractors and GC to coordinate Knox Box, Security Camera, and all other AHJ required items not shown on elevations, typical.

EXTERIOR MATERIAL SCHEDULE 4



PROPOSED WEST ELEVATION 2
1/4" = 1'-0"

NOT USED 3



EXISTING WEST ELEVATION 1
1/4" = 1'-0"

*ALL OTHER DEMO/INFILL IS MINOR/COSMETIC TO ACCOMMODATE NEW BRAND

LogicDA.com : 414.909.0080
Project Manager: WBM
Job Number: 22-150

Additional Info

Project Name
Building Remodel For: Starbucks
1609 South Park Street,
Madison, WI 53716

Dates/Revisions
06.12.23
PC SUBMITTAL
07.07.23
UDC RESUBMITTAL

Drawing Title
DEMO
ELEVATIONS
DIAGRAM

D2.1

- PRELIMINARY -
NOT FOR CONSTRUCTION

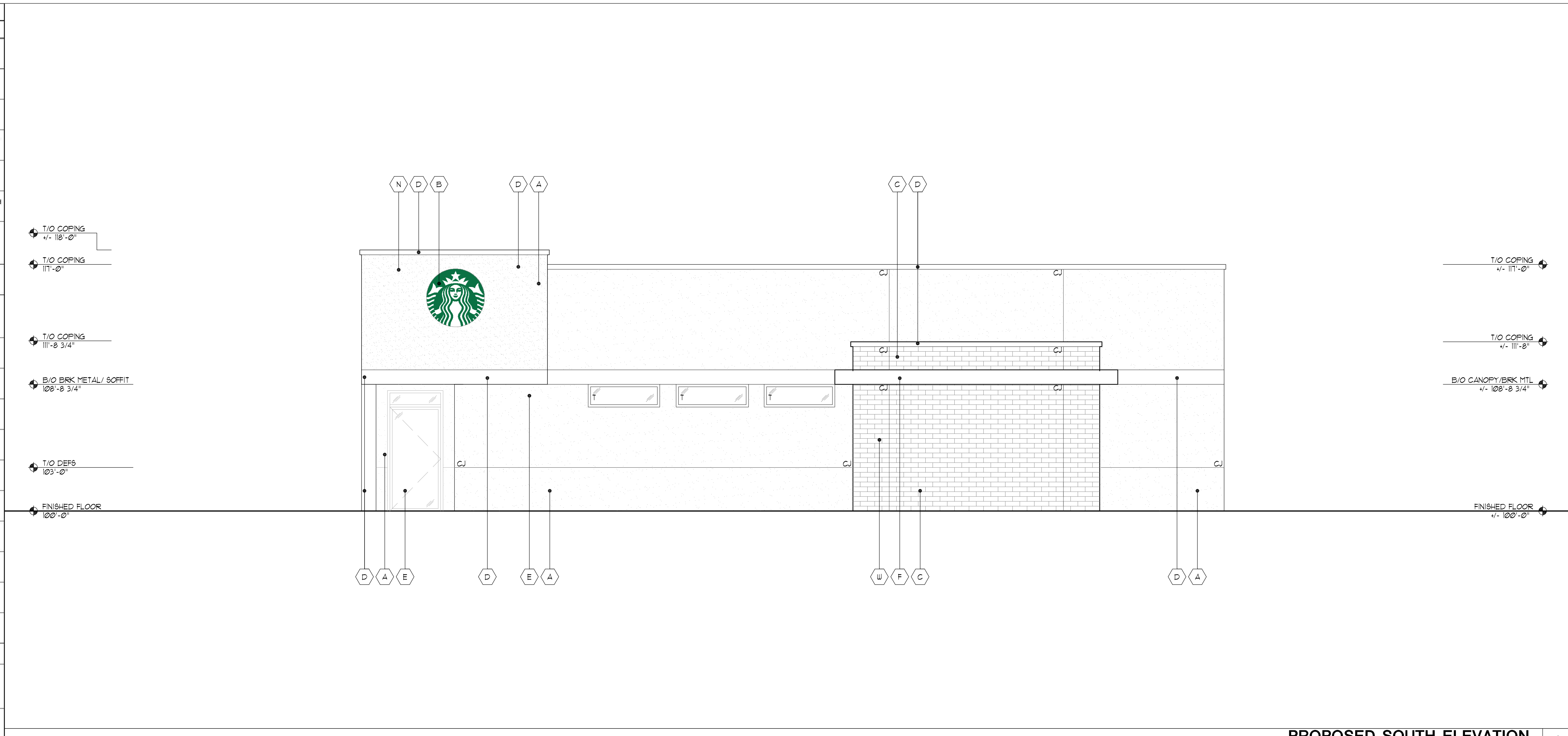
COPYRIGHT LOGIC DESIGN & ARCHITECTURE, INC. (LDA), 2023. ALL RIGHTS RESERVED. THIS DRAWING IS NOT TO BE REPRODUCED, CHANGED, COPIED OR ASSIGNED TO ANY THIRD PARTY IN ANY FORM OR MANNER WITHOUT FIRST OBTAINING THE EXPRESSED WRITTEN PERMISSION OF LDA. THE CLIENT AGREES TO INDEMNIFY AND HOLD THE DESIGNER/ARCHITECT/SCOPORP HARMLESS FROM ANY DAMAGES, LIABILITY, OR COST, INCLUDING ATTORNEYS FEES AND COSTS OF DEFENSE ARISING FROM ANY CHANGES OR ALTERATIONS MADE BY ANYONE OTHER THAN THE LDA, OR FROM ANY REUSE OF THE DRAWINGS OR DATA WITHOUT THE PRIOR WRITTEN CONSENT OF LDA.

FILE NAME: C:\USERS\WACDONALD\LOGIC DA DROPBOX\WESLEY MACDONALD_ACTIVE PROJECTS\22-160_SBX PARK ST MADISON WI\SHEETS\SHEETS_22-160_SBX PARK ST MADISON.DWG PLOT DATE: 07/2023

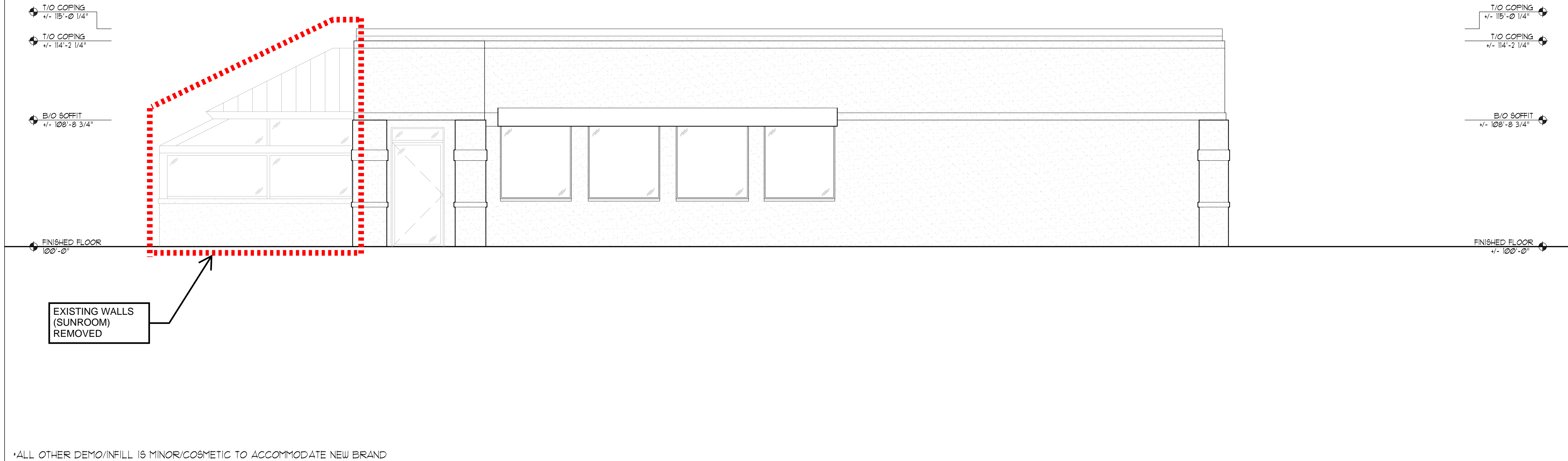
Exterior Material Schedule				
Key	Material	Color / Spec	Details / Add'l Info	Mfg. Info
A	EIFS Finish	Dryvit Color: To match SW 7030 Anew Gray	Drainage Type EIFS per mfg. Install per mfg. **GC to provide Architect large color sample for final approval **	Dryvit
B	EIFS Finish	Dryvit Color: To match SW 9130 Umber Rust	Drainage Type EIFS per mfg. Install per mfg. **GC to provide Architect large color sample for final approval **	Dryvit
C	Brick Veneer	Heritage Collection Color: Winter	Running Bond Utility Size Mortar: Gray (SM100) Apply penetrating sealer to brick & grout per Mfg recommendations	County Materials or similar
C1	Cast Stone / Precast Concrete	Imitation Limestone Smooth Finish	Caps, bands, sills - refer to sections Mortar: Gray (SM100) Apply penetrating sealer per mfg. Submit shop drawings for review and approval	Custom Cast Stone / Spec Mix
D	Metal #1	Color: Matte Black	coping, flashing, etc. - also see sections	Pac-Clad (Petersen)
E	Aluminum Storefront System	Black Anodized Frames	Full lite doors w/ 1" insulated Low-E clear glazing (s.o.n.) w/ thermally broken frames - R/T elevations for tempered and spandrel locations.	Kawneer or approved equal
F	Steel Canopy (with welded chamfered corners) & Spruce Soffit	Prime & Epoxy Paint Sherwin Williams 6991 Black Magic Clear Seal Sruce	Galvanized Steel Tube perimeter w/ steel tube standoffs. Finish all with exterior epoxy coating system or equal per Mfg. recommendations Submit shop drawings for review and approval Spruce to be stained AND SEALED (ALL SIDES) to match Nichiha	TBD
G	Recessed Lighting	Black Finish	LDN4-40/10 LDBR LS MVOLT EZ10 Recessed LED - Coord. Locations w/ Reflected Ceiling Plan. Provide battery backup @ egress doors, typ.	Lithonia
H	Existing Gas Meter	Prefinished	GC to coordinate location with local utility & AHJ. Protect with bollards and maintain clear floor requirements Exterior piping not permitted - Run supply line from meter through wall, up interior wall and overhead to RTU's	TBD
J	Existing Electric Service	Prefinished	GC to coordinate location with local utility & AHJ. Protect with bollards and maintain clear floor requirements	TBD
K	Wall Mounted Lighting	Black Finish	Down CY92 40K MVD W X WFL-B-R08 Wall Mount 7'-0" AFF	ConTech
M	Roof Top Unit	Prefinished	GC to coordinate location & Details w/ Tenant Drawings	TBD
N	Tenant Signage	TBD by tenant	Generic signage shown for reference - Tenants are responsible for actual signage design and AHJ approvals, typical. LI GC to coordinate w/ tenant for all sign locations, provide power & blocking as necessary.	TBD
P	Overflow Downspout Nozzle	Z199-Prefinished	Mount 20" AFF	TBD
Q	Drive-Thru Window	To Match Storefront	275 Series - 47'-1/2" W x 43'-1/2" H with Manual open/Electronic Release (M.O.E.R.) - R/T Tenant Specs	Ready Access
R	Drive-Thru Air Curtain	To Match Storefront	AA300 - 275 Pass-Thru Air Curtain System - R/T Tenant Specs	Ready Access
S	Drive-Thru Shelf	Stainless Steel	275 Series - 47'-1/2" W x 10" D - R/T Tenant Specs	Ready Access
T	Downspout	Color: TBD	Open faced downspout connect to storm inlet - GC to provide inlet debris screen on storm pipe (Prefinished to match concrete panels)	TBD
U	Emergency Egress Lighting	Black Finish	TRL-EM-BR-EL Wall mounted centered over door	Triton LED
V	HM Painted Door	Color: Black		TBD
W	Cement Board	Painted Sherwin Williams Color: To match SW 9117 Urban Jungle	Artisan V-Groove Rustic Trim Board See sections & details for additional info, typ.	James Hardie

N=A1:2Notes: Refer to sections and wall types for additional information. GC to install all products per industry standards and manufacturer's recommendations. Design/Build Contractors and GC to coordinate Knox Box, Security Camera, and all other AHJ required items not shown on elevations, typical.

EXTERIOR MATERIAL SCHEDULE 4




PROPOSED SOUTH ELEVATION 2
1/4" = 1'-0"



EXISTING SOUTH ELEVATION 1
1/4" = 1'-0"

*ALL OTHER DEMO/INFILL IS MINOR/COSMETIC TO ACCOMMODATE NEW BRAND

NOT USED 3



LogicDA.com : 414.909.0080
Project Manager: WBM
Job Number: 22-150

Additional Info

Project Name
Building Remodel For: Starbucks
1609 South Park Street,
Madison, WI 53716

Dates/Revisions
06.12.23
PC SUBMITTAL
07.07.23
UDC RESUBMITTAL

Drawing Title
DEMO ELEVATIONS DIAGRAM

D2.2

- PRELIMINARY -
NOT FOR CONSTRUCTION

COPYRIGHT LOGIC DESIGN & ARCHITECTURE, INC. (LDA), 2023. ALL RIGHTS RESERVED. THIS DRAWING IS NOT TO BE REPRODUCED, CHANGED, COPIED OR ASSIGNED TO ANY THIRD PARTY IN ANY FORM OR MANNER WITHOUT FIRST OBTAINING THE EXPRESSED WRITTEN PERMISSION OF LDA. THE CLIENT AGREES TO INDEMNIFY AND HOLD THE DESIGNER/ARCHITECT/HOUSEKEEPER HARMLESS FROM ANY DAMAGES, LIABILITY, OR COST, INCLUDING ATTORNEYS FEES AND COSTS OF DEFENSE ARISING FROM ANY CHANGES OR ALTERATIONS MADE BY ANYONE OTHER THAN THE LDA, OR FROM ANY REUSE OF THE DRAWINGS OR DATA WITHOUT THE PRIOR WRITTEN CONSENT OF LDA.

FILE NAME: C:\USERS\WACDONALD\LOGIC DA DROPBOX\WESLEY MACDONALD_ACTIVE PROJECTS\22-160_SBX PARK ST MADISON WI\SHEETS\SHEETS_22-160_SBX PARK ST MADISON WI

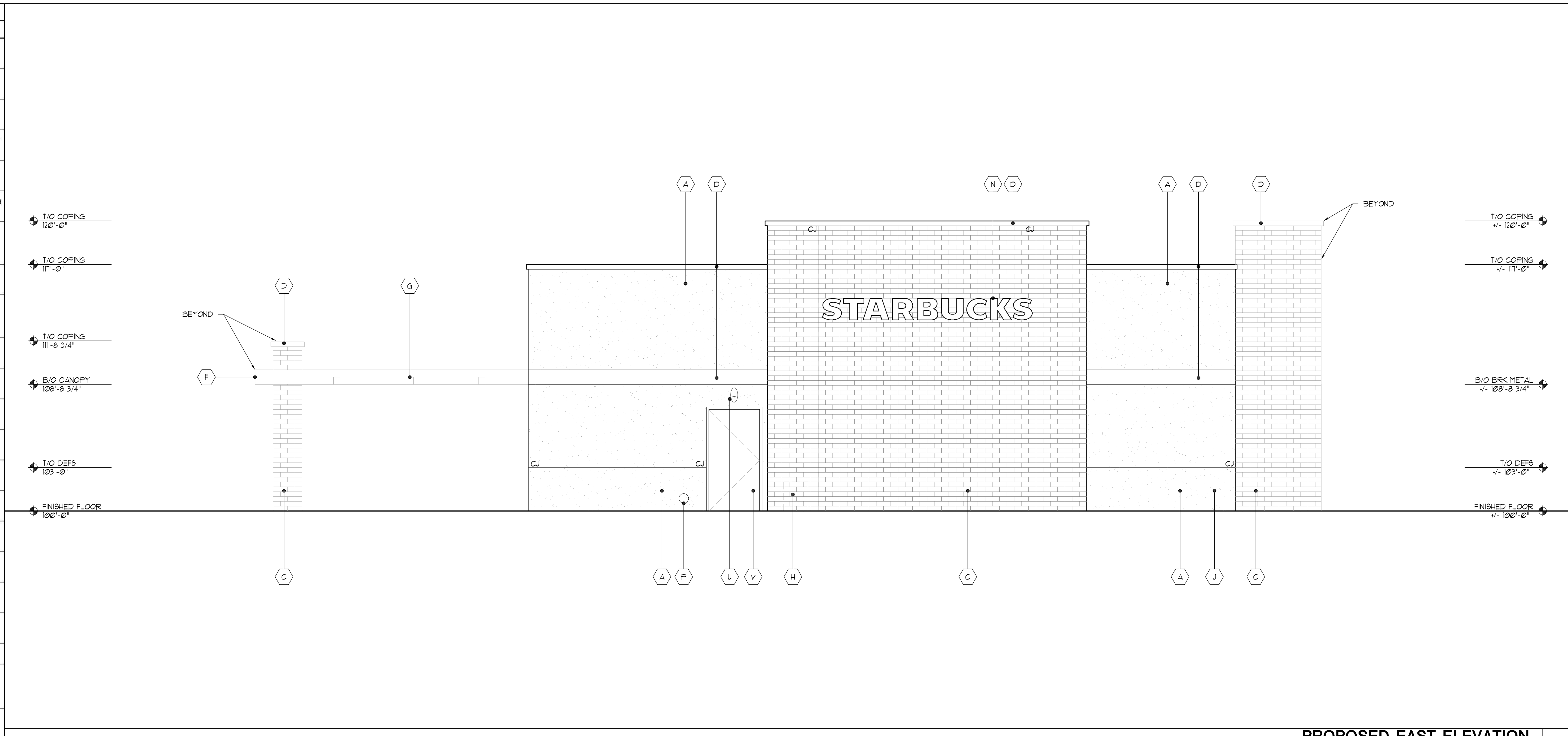
PLOT DATE: 07/2023

Exterior Material Schedule				
Key	Material	Color / Spec	Details / Add'l Info	Mfg. Info
A	EIFS Finish	Dryvit Color: To match SW 7030 Anew Gray	Drainage Type EIFS per mfg. Install per mfg. **GC to provide Architect large color sample for final approval **	Dryvit
B	EIFS Finish	Dryvit Color: To match SW 9130 Umber Rust	Drainage Type EIFS per mfg. Install per mfg. **GC to provide Architect large color sample for final approval **	Dryvit
C	Brick Veneer	Heritage Collection Color: Winter	Running Bond Utility Size Mortar: Gray (SM100) Apply penetrating sealer to brick & grout per Mfg recommendations	County Materials or similar
C1	Cast Stone / Precast Concrete	Imitation Limestone Smooth Finish	Caps, bands, sills - refer to sections Mortar: Gray (SM100) Apply penetrating sealer per mfg. Submit shop drawings for review and approval	Custom Cast Stone / Spec Mix
D	Metal #1	Color: Matte Black	copings, flashing, etc. - also see sections	Pac-Clad (Petersen)
E	Aluminum Storefront System	Black Anodized Frames	Full lite doors w/ 1" insulated Low-E clear glazing (s.o.n.) w/ thermally broken frames - R/T elevations for tempered and spandrel locations.	Kawneer or approved equal
F	Steel Canopy (with welded chamfered corners) & Spruce Soffit	Prime & Epoxy Paint Sherwin Williams 6991 Black Magic Clear Seal Spruce	Galvanized Steel Tube perimeter w/ steel tube standoffs. Finish all with exterior epoxy coating system or equal per Mfg. recommendations Submit shop drawings for review and approval Spruce to be stained AND SEALED (ALL SIDES) to match Nichiha	TBD
G	Recessed Lighting	Black Finish	LDN4-40/10 LDBRLS MVOLT E210 Recessed LED - Coord. Locations w/ Reflected Ceiling Plan. Provide battery backup @ egress doors, typ.	Lithonia
H	Existing Gas Meter	Prefinished	GC to coordinate location with local utility & AHJ. Protect with bollards and maintain clear floor requirements Exterior piping not permitted - Run supply line from meter through wall, up interior wall and overhead to RTU's	TBD
J	Existing Electric Service	Prefinished	GC to coordinate location with local utility & AHJ. Protect with bollards and maintain clear floor requirements	TBD
K	Wall Mounted Lighting	Black Finish	Down CY92 40K MV/D W X WFL-B-RDB Wall Mount 7'-0" AFF	ConTech
M	Rooftop Unit	Prefinished	GC to coordinate location & Details w/ Tenant Drawings	TBD
N	Tenant Signage	TBD by tenant	Generic signage shown for reference - Tenants are responsible for actual signage design and AHJ approvals, typical. LL GC to coordinate w/ tenant for all sign locations, provide power & blocking as necessary.	TBD
P	Overflow Downspout Nozzle	Z199-Prefinished	Mount 20" AFF	TBD
Q	Drive-Thru Window	To Match Storefront	275 Series - 47'-1/2" W x 43'-1/2" H with Manual open/Electronic Release (M.O.E.R.) - R/T Tenant Specs	Ready Access
R	Drive-Thru Air Curtain	To Match Storefront	AA300 - 275 Pass-Thru Air Curtain System - R/T Tenant Specs	Ready Access
S	Drive-Thru Shelf	Stainless Steel	275 Series - 47'-1/2" W x 10" D - R/T Tenant Specs	Ready Access
T	Downspout	Color: TBD	Open faced downspout connect to storm inlet - GC to provide inlet debris screen on storm pipe (Prefinished to match concrete panels)	TBD
U	Emergency Egress Lighting	Black Finish	TRL-EM-BR-EL Wall mounted centered over door	Triton LED
V	HM Painted Door	Color: Black		TBD
W	Cement Board	Painted Sherwin Williams Color: To match SW 9117 Urban Jungle	Artisan V-Groove Rustic Trim Board See sections & details for additional info, typ.	James Hardie

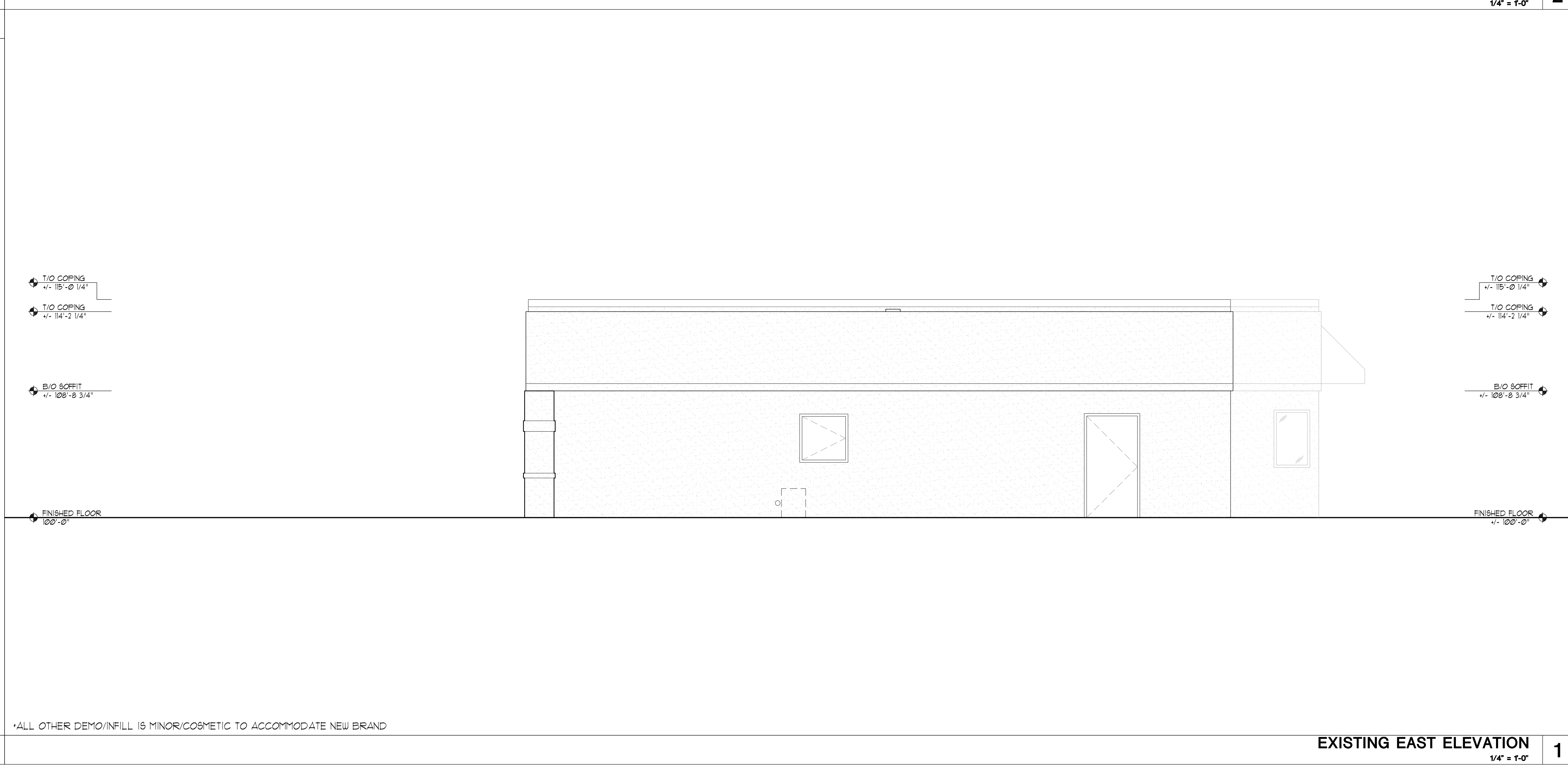
N/A1: E2Notes: Refer to sections and wall types for additional information. GC to install all products per industry standards and manufacturer's recommendations. Design/Build Contractors and GC to coordinate Knox Box, Security Camera, and all other AHJ required items not shown on elevations, typical.

EXTERIOR MATERIAL SCHEDULE 4

NOT USED	3
----------	---



PROPOSED EAST ELEVATION 2
1/4" = 1'-0"



EXISTING EAST ELEVATION 1
1/4" = 1'-0"

*ALL OTHER DEMO/INFILL IS MINOR/COSMETIC TO ACCOMMODATE NEW BRAND



LogicDA.com : 414.909.0080
Project Manager: WBM
Job Number: 22-150

Additional Info
Project Name
Building Remodel For: Starbucks 1609 South Park Street, Madison, WI 53716
Dates/Revisions
06.12.23 PC SUBMITTAL 07.07.23 UDC RESUBMITTAL
Drawing Title
DEMO ELEVATIONS DIAGRAM
D2.3

COPYRIGHT LOGIC DESIGN & ARCHITECTURE, INC. (LDA), 2023. ALL RIGHTS RESERVED. THIS DRAWING IS NOT TO BE REPRODUCED, CHANGED, COPIED OR ASSIGNED TO ANY THIRD PARTY IN ANY FORM OR MANNER WITHOUT FIRST OBTAINING THE EXPRESSED WRITTEN PERMISSION OF LDA. THE CLIENT AGREES TO INDEMNIFY AND HOLD THE DESIGNER/ARCHITECT/ENGINEER HARMLESS FROM ANY DAMAGES, LIABILITY, OR COST, INCLUDING ATTORNEYS FEES AND COSTS OF DEFENSE ARISING FROM ANY CHANGES OR ALTERATIONS MADE BY ANYONE OTHER THAN THE LDA, OR FROM ANY REUSE OF THE DRAWINGS OR DATA WITHOUT THE PRIOR WRITTEN CONSENT OF LDA.

- PRELIMINARY -
NOT FOR CONSTRUCTION

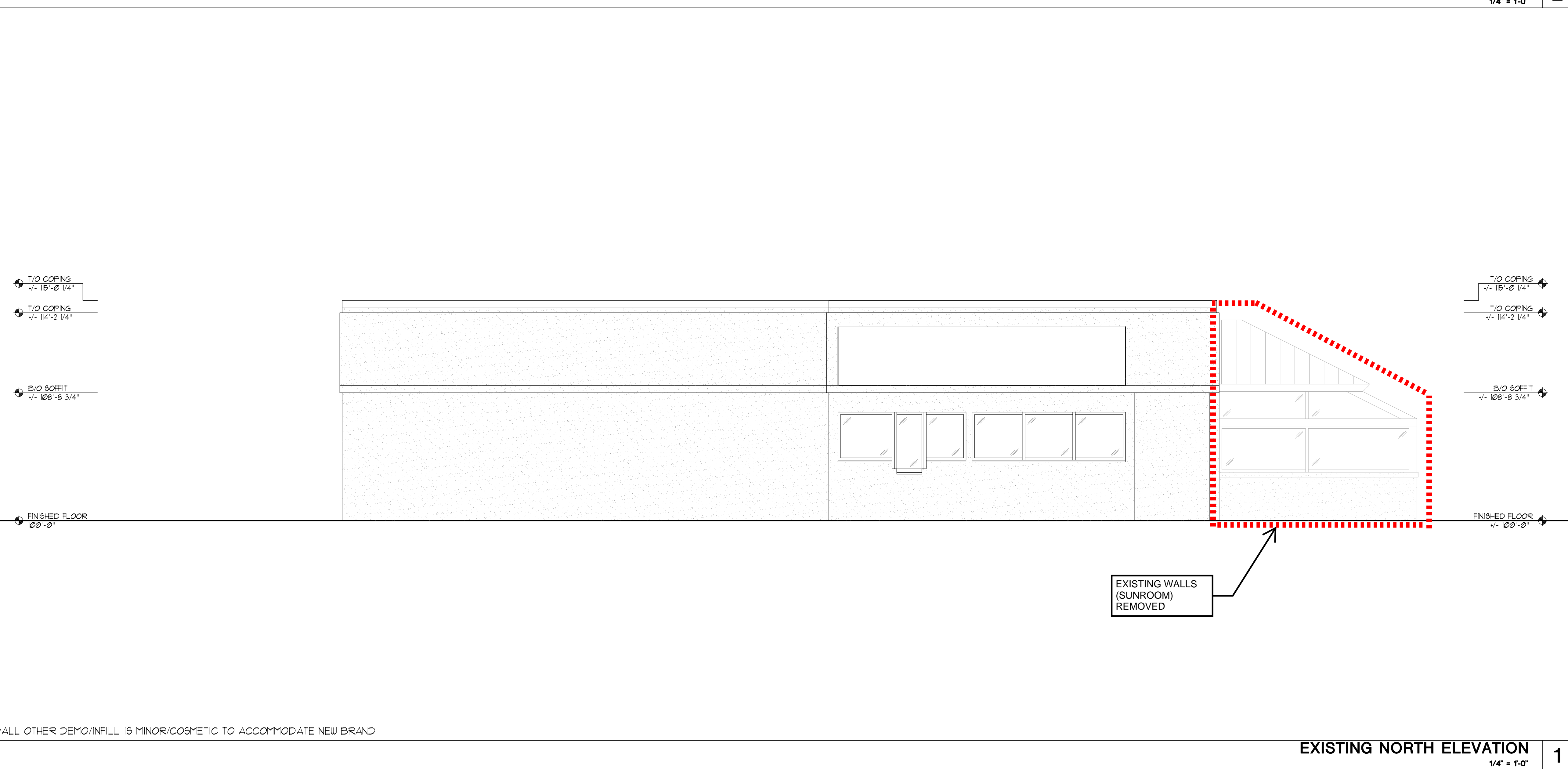
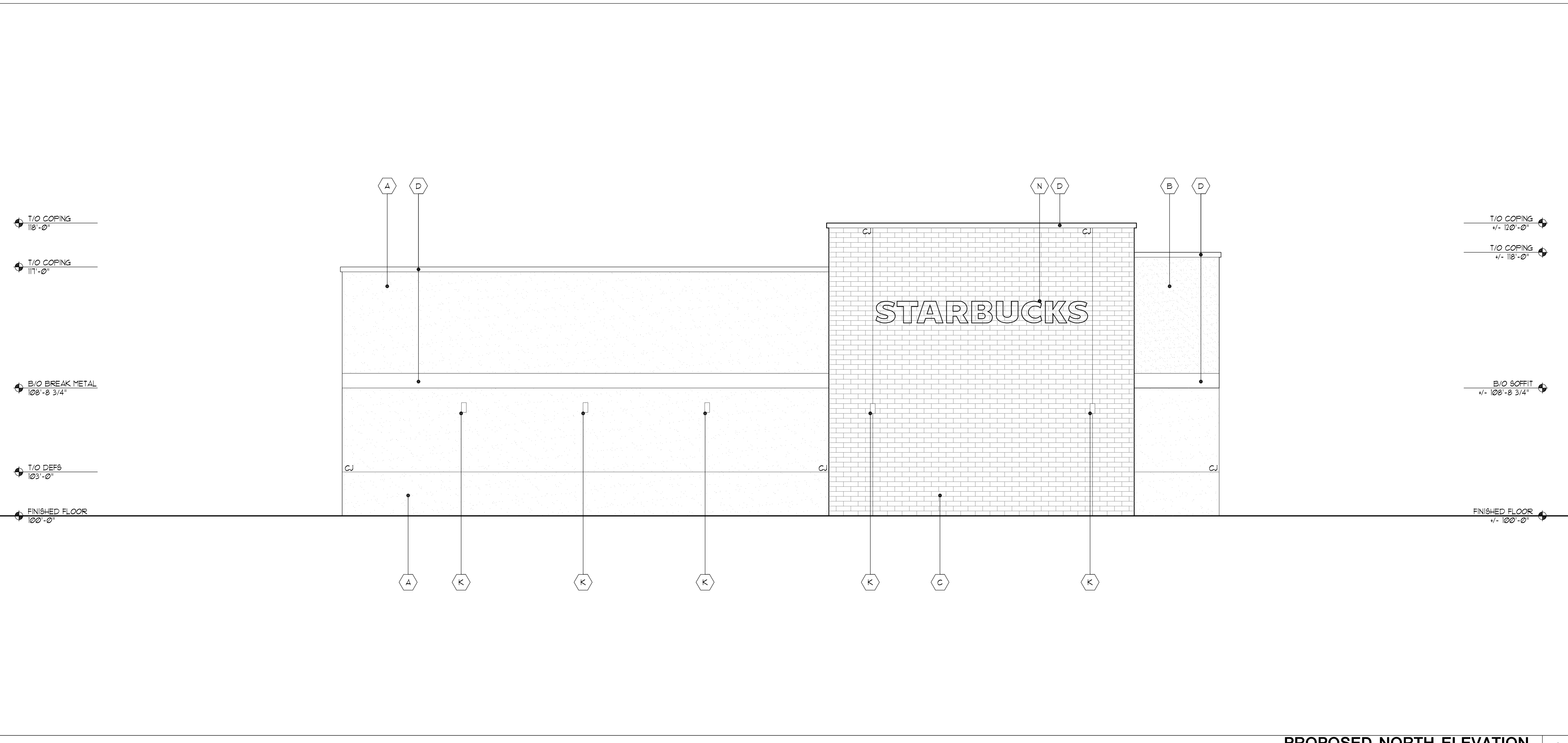
FILE NAME: C:\USERS\WACDONALD\LOGIC DA DROPBOX\WESLEY MACDONALD_ACTIVE PROJECTS\22-160_SBX PARK ST MADISON WI\SHEETS\SHEETS_22-160_SBX PARK ST MADISON WI.DWG PLOT DATE: 07/2023

Exterior Material Schedule				
Key	Material	Color / Spec	Details / Add'l Info	Mfg. Info
A	EIFS Finish	Dryvit Color: To match SW 7030 Anew Gray	Drainage Type EIFS per mfg. Install per mfg. **GC to provide Architect large color sample for final approval **	Dryvit
B	EIFS Finish	Dryvit Color: To match SW 9100 Umber Rust	Drainage Type EIFS per mfg. Install per mfg. **GC to provide Architect large color sample for final approval **	Dryvit
C	Brick Veneer	Heritage Collection Color: Winter	Running Bond Utility Size Mortar: Gray (SM100) Apply penetrating sealer to brick & grout per Mfg recommendations	County Materials or similar
C1	Cast Stone / Precast Concrete	Imitation Limestone Smooth Finish	Caps, bands, sills - refer to sections Mortar: Gray (SM100) Apply penetrating sealer per mfg. Submit shop drawings for review and approval	Custom Cast Stone / Spec Mix
D	Metal #1	Color: Matte Black	copings, flashing, etc. - also see sections	Pac-Clad (Petersen)
E	Aluminum Storefront System	Black Anodized Frames	Full lite doors w/ 1" insulated Low-E clear glazing (s.o.n.) w/ thermally broken frames - R/T elevations for tempered and spandrel locations.	Kawneer or approved equal
F	Steel Canopy (with welded chamfered corners) & Spruce Soffit	Prime & Epoxy Paint Sherwin Williams 6091 Black Magic Clear Seal Spruce	Galvanized Steel Tube perimeter w/ steel tube standoffs. Finish all with exterior epoxy coating system or equal per Mfg. recommendations Submit shop drawings for review and approval Spruce to be stained AND SEALED (ALL SIDES) to match Nichiha	TBD
G	Recessed Lighting	Black Finish	LDN4-40/10 LDBR LS MVOLT EZ10 Recessed LED - Coord. Locations w/ Reflected Ceiling Plan. Provide battery backup @ egress doors, typ.	Lithonia
H	Existing Gas Meter	Prefinished	GC to coordinate location with local utility & AHJ. Protect with bollards and maintain clear floor requirements Exterior piping not permitted - Run supply line from meter through wall, up interior wall and overhead to RTU's	TBD
J	Existing Electric Service	Prefinished	GC to coordinate location with local utility & AHJ. Protect with bollards and maintain clear floor requirements	TBD
K	Wall Mounted Lighting	Black Finish	Down C92 40K MV/D W X WFL-B-RDB Wall Mount 7'-0" AFF	ConTech
M	Roof Top Unit	Prefinished	GC to coordinate location & Details w/ Tenant Drawings	TBD
N	Tenant Signage	TBD by tenant	Generic signage shown for reference - Tenants are responsible for actual signage design and AHJ approvals, typical. LL GC to coordinate w/ tenant for all sign locations, provide power & blocking as necessary.	TBD
P	Overflow Downspout Nozzle	Z199-Prefinished	Mount 20" AFF	TBD
Q	Drive-Thru Window	To Match Storefront	275 Series - 47'-1/2" W x 43'-1/2" H with Manual open/Electronic Release (M.O.E.R.) - R/T Tenant Specs	Ready Access
R	Drive-Thru Air Curtain	To Match Storefront	AA300 - 275 Pass-Thru Air Curtain System - R/T Tenant Specs	Ready Access
S	Drive-Thru Shelf	Stainless Steel	275 Series - 47'-1/2" W x 10" D - R/T Tenant Specs	Ready Access
T	Downspout	Color: TBD	Open faced downspout connect to storm inlet - GC to provide inlet debris screen on storm pipe (Prefinished to match concrete panels)	TBD
U	Emergency Egress Lighting	Black Finish	TRL-EM-BR-EL Wall mounted centered over door	Triton LED
V	HM Painted Door	Color: Black		TBD
W	Cement Board	Painted Sherwin Williams Color: To match SW 9117 Urban Jungle	Artisan V-Groove Rustic Trim Board See sections & details for additional info, typ.	James Hardie

N/A: ENotes: Refer to sections and wall types for additional information. GC to install all products per industry standards and manufacturer's recommendations. Design/Build Contractors and GC to coordinate Knox Box, Security Camera, and all other AHJ required items not shown on elevations, typical.

EXTERIOR MATERIAL SCHEDULE

4



*ALL OTHER DEMO/INFILL IS MINOR/COSMETIC TO ACCOMMODATE NEW BRAND

NOT USED

3

LogicDA.com : 414.909.0080
Project Manager: WBM
Job Number: 22-150

Additional Info

Project Name

Building Remodel For: Starbucks
1609 South Park Street,
Madison, WI 53716

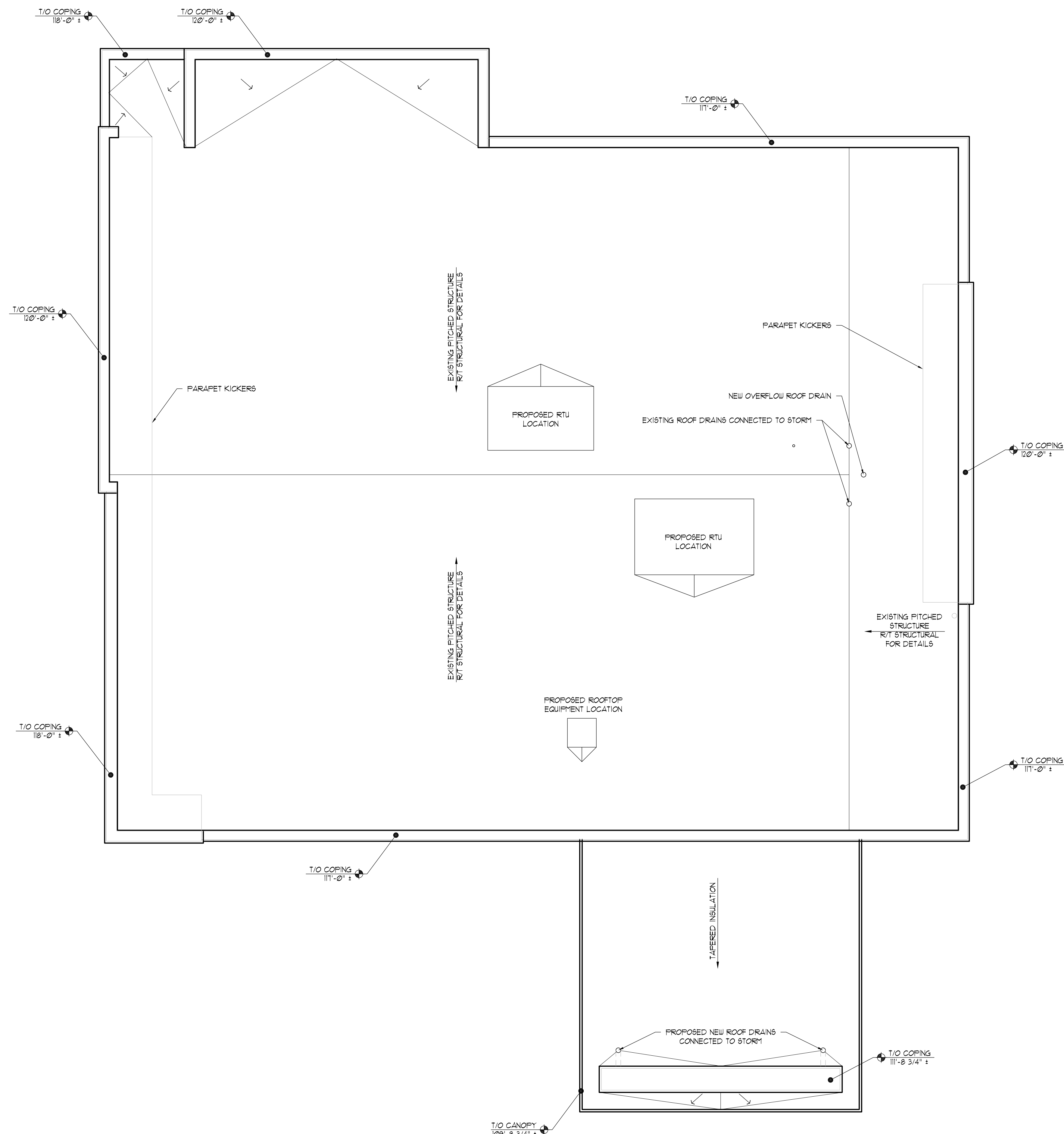
Dates/Revisions
06.12.23
PC SUBMITTAL
07.07.23
UDC RESUBMITTAL

Drawing Title
DEMO ELEVATIONS DIAGRAM

D2.4

COPYRIGHT LOGIC DESIGN & ARCHITECTURE, INC. (LDA), 2023. ALL RIGHTS RESERVED. THIS DRAWING IS NOT TO BE REPRODUCED, CHANGED, COPIED OR ASSIGNED TO ANY THIRD PARTY IN ANY FORM OR MANNER WITHOUT FIRST OBTAINING THE EXPRESSED WRITTEN PERMISSION OF LDA. THE CLIENT AGREES TO INDEMNIFY AND HOLD THE DESIGNER/ARCHITECT/HOUSEKEEPER HARMLESS FROM ANY DAMAGES, LIABILITY, OR COST, INCLUDING ATTORNEYS FEES AND COSTS OF DEFENSE ARISING FROM ANY CHANGES OR ALTERATIONS MADE BY ANYONE OTHER THAN THE LDA, OR FROM ANY REUSE OF THE DRAWINGS OR DATA WITHOUT THE PRIOR WRITTEN CONSENT OF LDA.


- PRELIMINARY -
NOT FOR CONSTRUCTION



PLAN NORTH

PROPOSED FLOOR PLAN 2
1/4" = 1'-0"

NOT USED 1



LogicDA.com : 414.909.0080
 Project Manager: WBM
 Job Number: 22-150

Additional Info

Project Name

Building Remodel For: Starbucks
 1609 South Park Street,
 Madison, WI 53716

Dates/Revisions

06.12.23
 PC SUBMITTAL
 07.07.23
 UDC RESUBMITTAL

Drawing Title

ROOF PLAN

A14

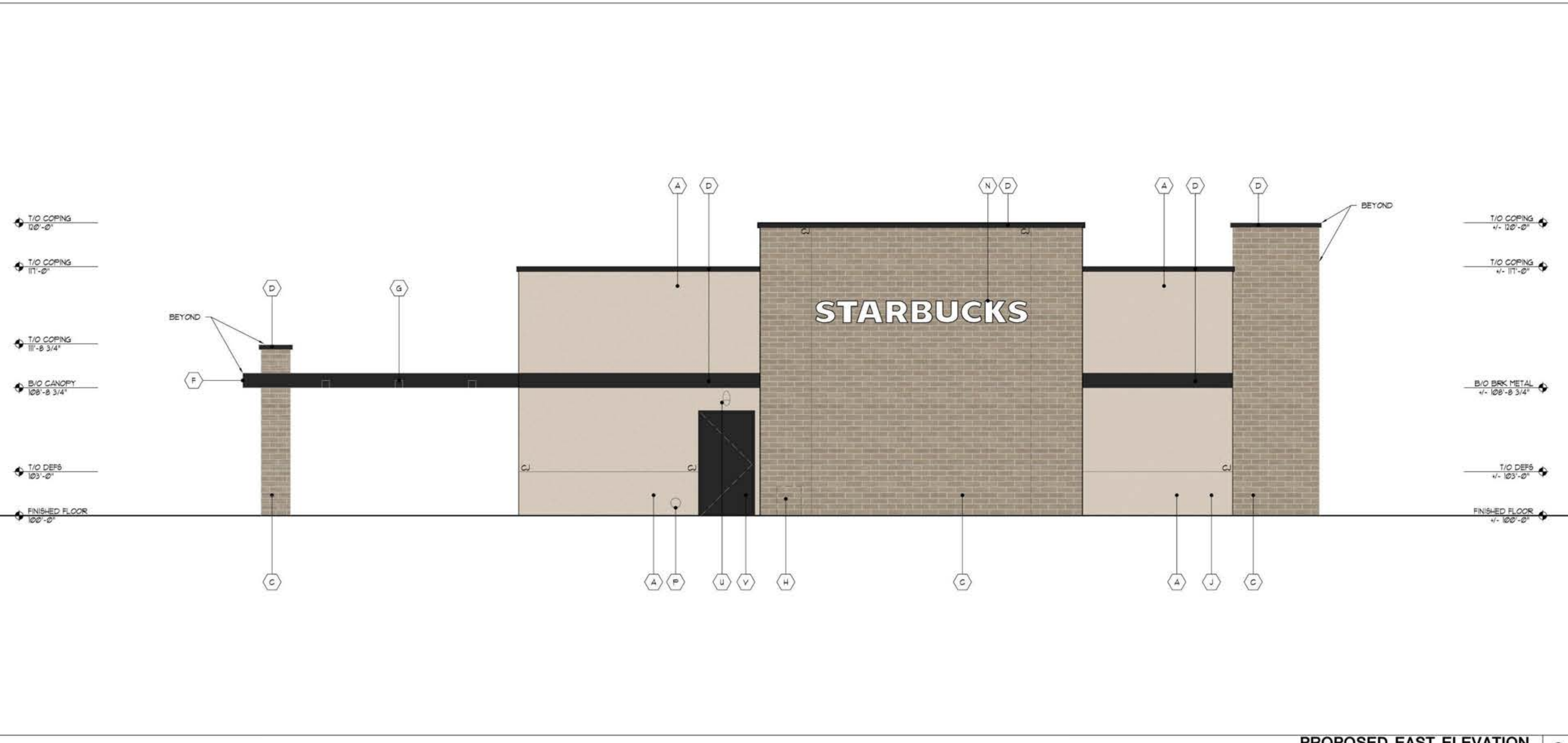
- PRELIMINARY -
NOT FOR CONSTRUCTION

COPYRIGHT LOGIC DESIGN & ARCHITECTURE, INC. (LDA), 2023. ALL RIGHTS RESERVED. THIS DRAWING IS NOT TO BE REPRODUCED, CHANGED, COPIED OR ASSIGNED TO ANY THIRD PARTY IN ANY FORM OR MANNER WITHOUT FIRST OBTAINING THE EXPRESSED WRITTEN PERMISSION OF LDA. THE CLIENT AGREES TO INDEMNIFY AND HOLD THE DESIGNER/ARCHITECT/ENGINEER/HARLESS FROM ANY DAMAGES, LIABILITY, OR COST, INCLUDING ATTORNEY'S FEES AND COSTS OF DEFENSE ARISING FROM ANY CHANGES OR ALTERATIONS MADE BY ANYONE OTHER THAN THE LDA, OR FROM ANY REUSE OF THE DRAWINGS OR DATA WITHOUT THE PRIOR WRITTEN CONSENT OF LDA.

FILE NAME: C:\USERS\LD\LOGIC DA DROPOBOX\BANDON ROWE\ACTIVE PROJECTS\22-150_SBX PARK ST MADISON\WHSHEETS\22-150_SBX PARK ST MADISON\DWG PLOT DATE: 04/20/2023

Key	Material	Color / Spec	Details / Add'l Info	Mfg. Info
A	EIFS Finish	Dryvit Color: To match SW 7030 Annew Gray	Drainage Type EIFS per mfg. Install per mfg. **GC to provide Architect large color sample for final approval**	Dryvit
B	EIFS Finish	Dryvit Color: To match SW 9100 Umber Rust	Drainage Type EIFS per mfg. Install per mfg. **GC to provide Architect large color sample for final approval**	Dryvit
C	Brick Veneer	Heritage Collection Color: Winter	Running Bond Utility Size Mortar: Gray (SM100) Apply penetrating sealer to brick & grout per Mfg recommendations	County Materials or similar
CI	Cast Stone / Precast Concrete	Imitation Limestone Smooth Finish	Caps, bands, sills - refer to sections Mortar: Gray (SM100) Apply penetrating sealer per mfg. Submit shop drawings for review and approval	Custom Cast Stone / Spec Mix
D	Metal #1	Color: Matte Black	cropping, flashing, etc. - also see sections	Pac-Clad (Peterson)
E	Aluminum Storefront System	Black Anodized Frames	Full lite doors w/ 1" insulated Low-E clear glazing (s.o.n.) w/ thermally broken frames - R/T elevations for tempered and spandrel locations.	Kawneer or approved equal
F	Steel Canopy (with welded chamfered corners) & Spruce Soffit	Prime & Epoxy Paint Sherwin Williams 6991 Black Magic Clear Seal Soffit	Galvanized Steel Tube perimeter w/ steel tube standoffs. Finish all with exterior epoxy coating system or equal per Mfg. recommendations Submit shop drawings for review and approval Spruce to be stained AND SEALED (ALL SIDES) to match Nichiha	TBD
G	Recessed Lighting	Black Finish	LDN4-40/10 L04BR LS MVOLT E210 Recessed LED - Coord. Locations w/ Reflected Ceiling Plan. Provide battery backup @ egress doors, typ.	Lithonia
H	Existing Gas Meter	Prefinished	GC to coordinate location with local utility & AHJ. Protect with bollards and maintain clear floor requirements Exterior piping not permitted - Run supply line from meter through wall, up interior wall and overhead to RTU's	TBD
J	Existing Electric Service	Prefinished	GC to coordinate location with local utility & AHJ. Protect with bollards and maintain clear floor requirements	TBD
K	Wall Mounted Lighting	Black Finish	Down CY92 40K MVD W X WFL-B-R08 Wall Mount 7'-0" AFF	ConTech
M	Roof Top Unit	Prefinished	GC to coordinate location & Details w/ Tenant Drawings	TBD
N	Tenant Signage	TBD by tenant	Generic signage shown for reference - Tenants are responsible for actual signage design and AHJ approvals, typical. LL GC to coordinate w/ tenant for all sign locations, provide power & blocking as necessary.	TBD
P	Overflow Downspout Nozzle	Z199-Prefinished	Mount 20" AFF	TBD
Q	Drive-Thru Window	To Match Storefront	275 Series - 47'-1/2" W x 43'-1/2" H with Manual open/Electronic Release (M.O.E.R.) - R/T Tenant Specs	Ready Access
R	Drive-Thru Air Curtain	To Match Storefront	AA300 - 275 Pass-Thru Air Curtain System - R/T Tenant Specs	Ready Access
S	Drive-Thru Shelf	Stainless Steel	275 Series - 47'-1/2" W x 10" D - R/T Tenant Specs	Ready Access
T	Downspout	Color: TBD	Open faced downspout connect to storm inlet - GC to provide inlet debris screen on storm pipe (Prefinished to match concrete panels)	TBD
U	Emergency Egress Lighting	Black Finish	TRL-EM-BR-EL Wall mounted centered over door	Triton LED
V	HM Painted Door	Color: Black		TBD
W	Cement Board	Painted Sherwin Williams Color: To match SW 9117 Urban Jungle	Artisan V-Groove Rustic Trim Board See sections & details for additional info, typ.	James Hardie

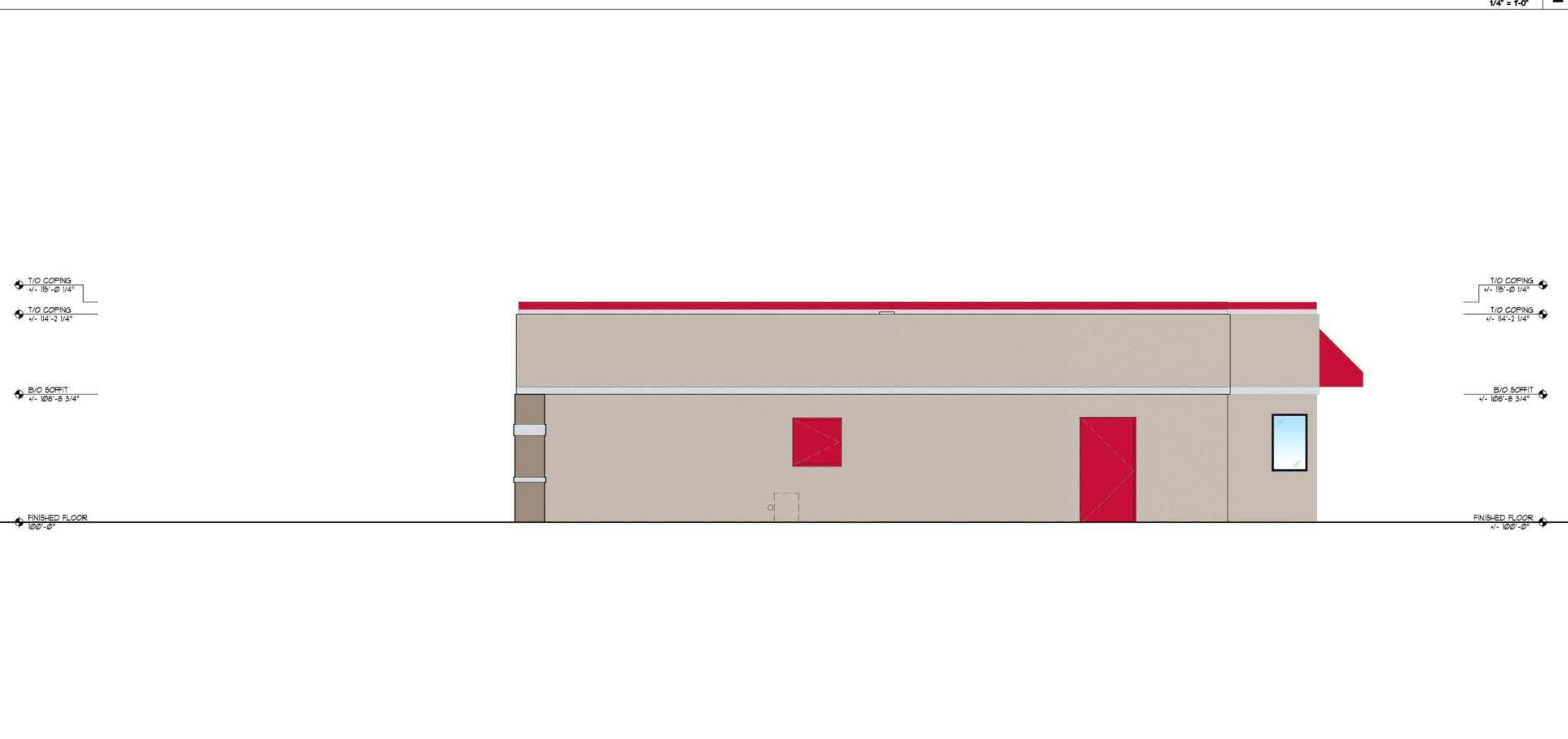
N+1-E2Notes: Refer to sections and wall types for additional information. GC to install all products per industry standards and manufacturer's recommendations. Design/Build Contractors and GC to coordinate Fire Box, Security Camera, and all other AHJ required items not shown on elevations, typical.



PROPOSED EAST ELEVATION 2
1/4" = 1'-0"

EXTERIOR MATERIAL SCHEDULE 4

NOT USED	3
----------	---



EXISTING EAST ELEVATION 1
1/4" = 1'-0"

LogicDA.com | 414.909.0080
Project Manager: WBM
Job Number: 22-150

Additional Info

Project Name
Building Remodel For: Starbucks
1609 South Park Street,
Madison, WI 53716

Dates/Revisions
06.12.23
PC SUBMITTAL
07.07.23
UDC RESUBMITTAL

Drawing Title
ELEVATIONS

A2.3

COPYRIGHT LOGIC DESIGN & ARCHITECTURE, INC. LDAI, 2023. ALL RIGHTS RESERVED - THIS DRAWING IS NOT TO BE REPRODUCED, CHANGED, COPIED OR ASSIGNED TO ANY THIRD PARTY IN ANY FORM OR MANNER WITHOUT FIRST OBTAINING THE EXPRESSED WRITTEN PERMISSION OF LDAI. THE CLIENT AGREES TO INDEMNIFY AND HOLD THE DESIGNER/ARCHITECT/HDR/CDORP HARMLESS FROM ANY DAMAGES, LIABILITY, OR COST, INCLUDING ATTORNEYS FEES AND COSTS OF DEFENSE ARISING FROM ANY CHANGES OR ALTERATIONS MADE BY ANYONE OTHER THAN THE LDAI, OR FROM ANY REUSE OF THE DRAWINGS OR DATA WITHOUT THE PRIOR WRITTEN CONSENT OF LDAI.

- PRELIMINARY -
NOT FOR CONSTRUCTION

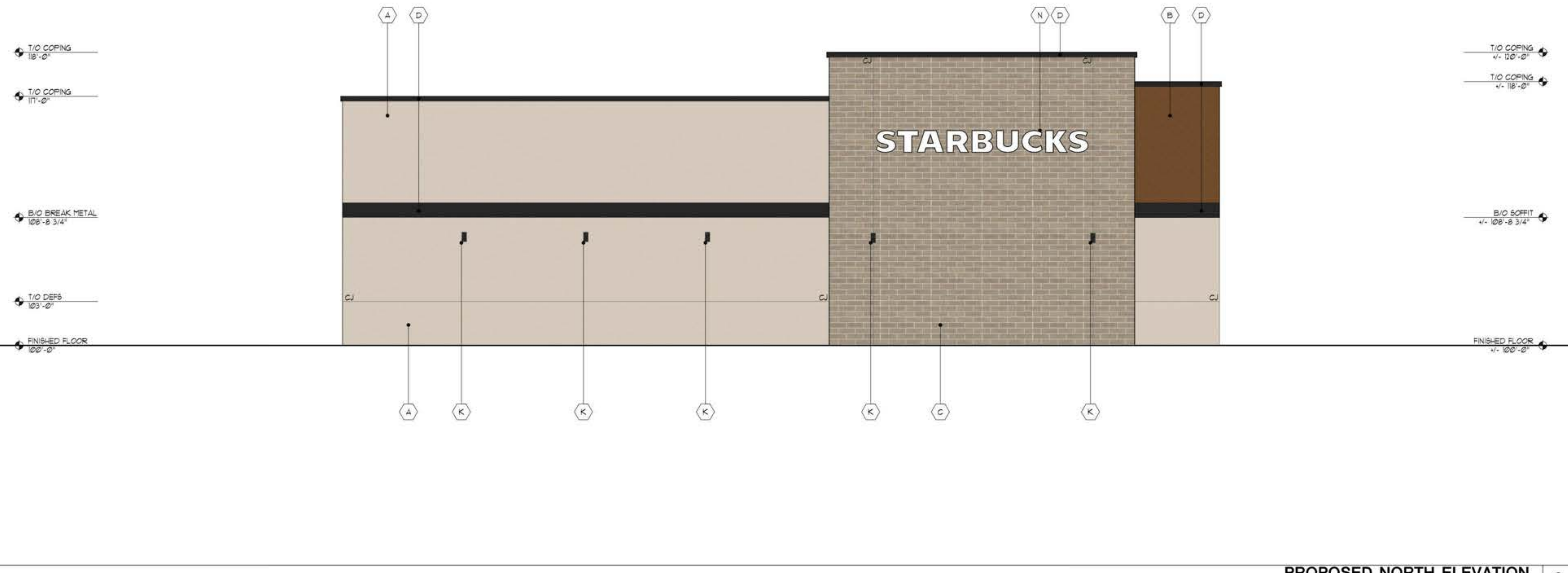
FILE NAME: C:\USERS\LDAL\LOGIC DA DROPOBOX\BRANDON ROWE\ACTIVE PROJECTS\22-150_SBX PARK ST MADISON\WORKSHEETS\22-150_SBX PARK ST MADISON.DWG PLOT DATE: 04/20/2023

Exterior Material Schedule				
Key	Material	Color / Spec	Details / Add'l Info	Mfg. Info
A	EIFS Finish	Dryvit Color: To match SW 7030 Annew Gray	Drainage Type EIFS per mfg. Install per mfg. **GC to provide Architect large color sample for final approval**	Dryvit
B	EIFS Finish	Dryvit Color: To match SW 9100 Umber Rust	Drainage Type EIFS per mfg. Install per mfg. **GC to provide Architect large color sample for final approval**	Dryvit
C	Brick Veneer	Heritage Collection Color: Winter	Running Bond Utility Size Mortar: Gray (DM100) Apply penetrating sealer to brick & grout per Mfg recommendations	County Materials or similar
CI	Cast Stone / Precast Concrete	Imitation Limestone Smooth Finish	Caps, bands, sills - refer to sections. Mortar: Gray (DM100) Apply penetrating sealer per mfg. Submit shop drawings for review and approval	Custom Cast Stone / Spec Mix
D	Metal #1	Color: Matte Black	coping, flashing, etc. - also see sections	Pac-Clad (Peterson)
E	Aluminum Storefront System	Black Anodized Frames	Full lite doors w/ 1" insulated Low-E clear glazing (u.o.n.) w/ thermally broken frames - R/T elevations for tempered and spandrel locations.	Kawneer or approved equal
F	Steel Canopy (with welded chamfered corners) & Spruce Soffit	Prime & Epoxy Paint Sherwin Williams 6991 Black Magic Clear Seal Source	Galvanized Steel Tube perimeter w/ steel tube standoffs. Finish all with exterior epoxy coating system or equal per Mfg. recommendations Submit shop drawings for review and approval Spruce to be stained AND SEALED (ALL SIDES) to match Nichiha	TBD
G	Recessed Lighting	Black Finish	LDN4 40/10 L04BR LS MVOLT E210 Recessed LED - Coord. Locations w/ Reflected Ceiling Plan. Provide battery backup @ egress doors, typ.	Lithonia
H	Existing Gas Meter	Prefinished	GC to coordinate location with local utility & AHJ. Protect with bollards and maintain clear floor requirements Exterior piping not permitted - Run supply line from meter through wall, up interior wall and overhead to RTU's	TBD
J	Existing Electric Service	Prefinished	GC to coordinate location with local utility & AHJ. Protect with bollards and maintain clear floor requirements	TBD
K	Wall Mounted Lighting	Black Finish	Down CY92 40K MVD W X WFL-B-R08 Wall Mount 7'-0" AFF	ConTech
M	Roof Top Unit	Prefinished	GC to coordinate location & Details w/ Tenant Drawings	TBD
N	Tenant Signage	TBD by tenant	Generic signage shown for reference - Tenants are responsible for actual signage design and AHJ approval, typical. LL GC to coordinate w/ tenant for all sign locations, provide power & blocking as necessary.	TBD
P	Overflow Downspout Nozzle	Z199-Prefinished	Mount 20" AFF	TBD
Q	Drive-Thru Window	To Match Storefront	275 Series - 47'-1/2" W x 43'-1/2" H with Manual open/Electronic Release (M.O.E.R.) - R/T Tenant Specs	Ready Access
R	Drive-Thru Air Curtain	To Match Storefront	AA300 - 275 Pass-Thru Air Curtain System - R/T Tenant Specs	Ready Access
S	Drive-Thru Shelf	Stainless Steel	275 Series - 47'-1/2" W x 10" D - R/T Tenant Specs	Ready Access
T	Downspout	Color: TBD	Open faced downspout connect to storm inlet - GC to provide inlet debris screen on storm pipe (Prefinished to match concrete panels)	TBD
U	Emergency Egress Lighting	Black Finish	TRL-EM-BR-EL Wall mounted centered over door	Triton LED
V	HM Painted Door	Color: Black		TBD
W	Cement Board	Painted Sherwin Williams Color: To match SW 9117 Urban Jungle	Artisan V-Groove Rustic Trim Board See sections & details for additional info, typ.	James Hardie

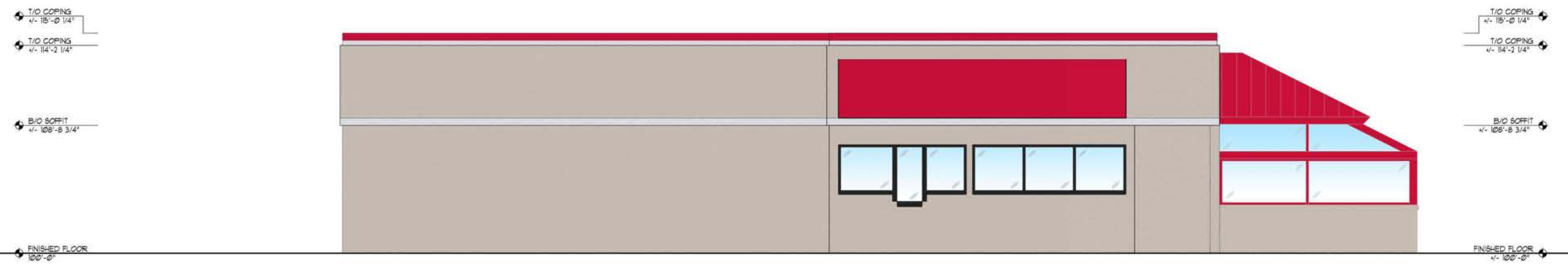
N=AL1296es: Refer to sections and wall types for additional information. GC to install all products per industry standards and manufacturer's recommendations. Design/Build Contractors and GC to coordinate Knox Box, Security Camera, and all other AHJ required items not shown on elevations, typical.

EXTERIOR MATERIAL SCHEDULE 4

NOT USED 3



PROPOSED NORTH ELEVATION 2
1/4" = 1'-0"



EXISTING NORTH ELEVATION 1
1/4" = 1'-0"



LogicDA.com | 414.909.0080
Project Manager: WBM
Job Number: 22-150

Additional Info

Project Name

Building Remodel For: Starbucks
1609 South Park Street,
Madison, WI 53716

Dates/Revisions

06.12.23
PC SUBMITTAL
07.07.23
UDC RESUBMITTAL

Drawing Title

ELEVATIONS

A2.4

COPYRIGHT LOGIC DESIGN & ARCHITECTURE, INC. LDAI, 2023. ALL RIGHTS RESERVED. THIS DRAWING IS NOT TO BE REPRODUCED, CHANGED, COPIED OR ASSIGNED TO ANY THIRD PARTY IN ANY FORM OR MANNER WITHOUT FIRST OBTAINING THE EXPRESSED WRITTEN PERMISSION OF LDAI. THE CLIENT AGREES TO INDEMNIFY AND HOLD THE DESIGNER/ARCHITECT/HDR/HDR/PCORP/HARMLESS FROM ANY DAMAGES, LIABILITY, OR COST, INCLUDING ATTORNEY'S FEES AND COSTS OF DEFENSE ARISING FROM ANY CHANGES OR ALTERATIONS MADE BY ANYONE OTHER THAN THE LDAI, OR FROM ANY REUSE OF THE DRAWINGS OR DATA WITHOUT THE PRIOR WRITTEN CONSENT OF LDAI.

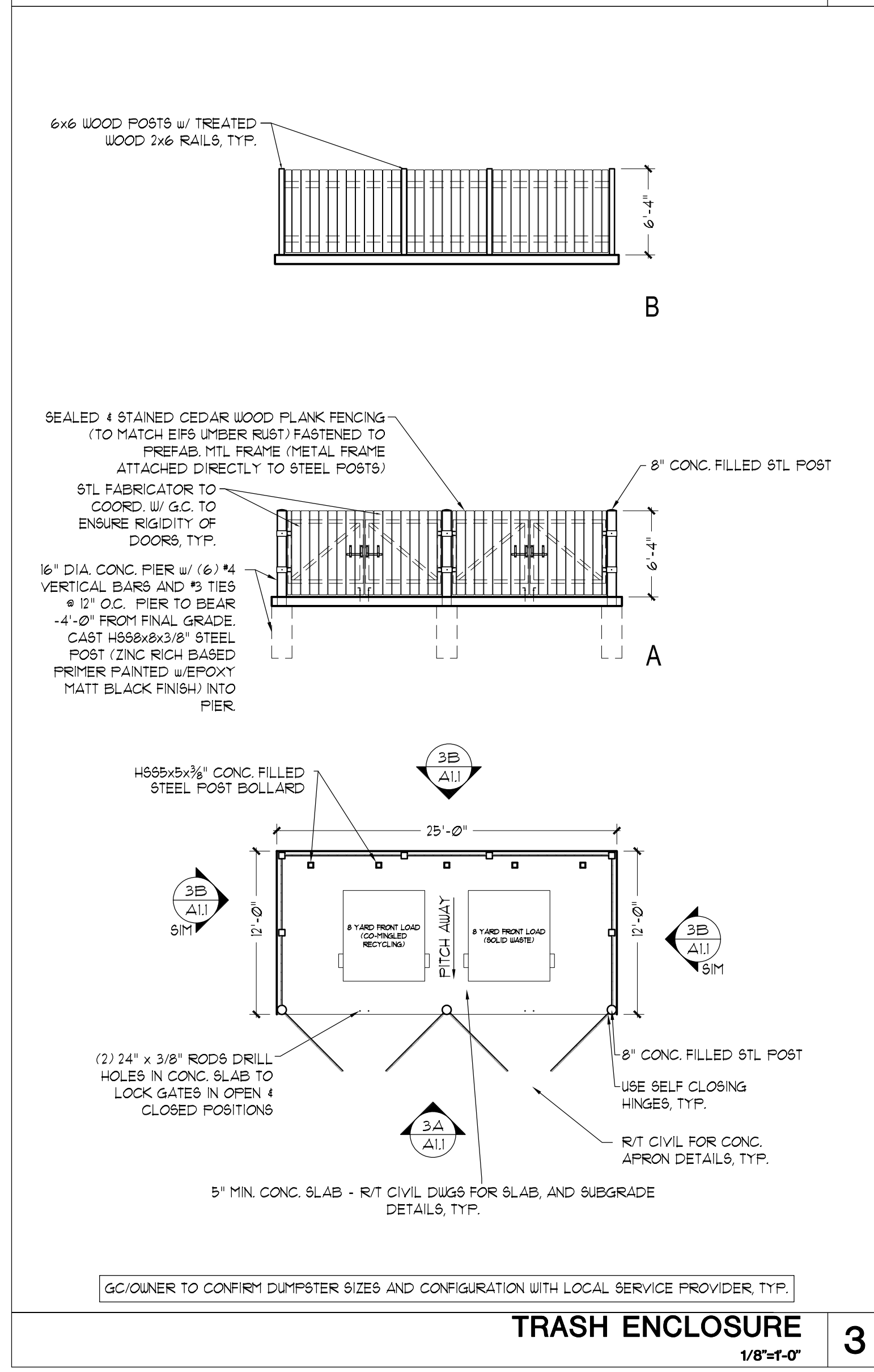
- PRELIMINARY -
NOT FOR CONSTRUCTION

FILE NAME: C:\USERS\W\MACDONALD\LOGIC DA DROPOFF\WESLEY MACDONALD_ACTIVE PROJECTS\22-160_SBX PARK ST MADISON\WISHEETS\SHEETS_22-160_SBX PARK ST MADISON.DWG PLOT DATE: 07/2023

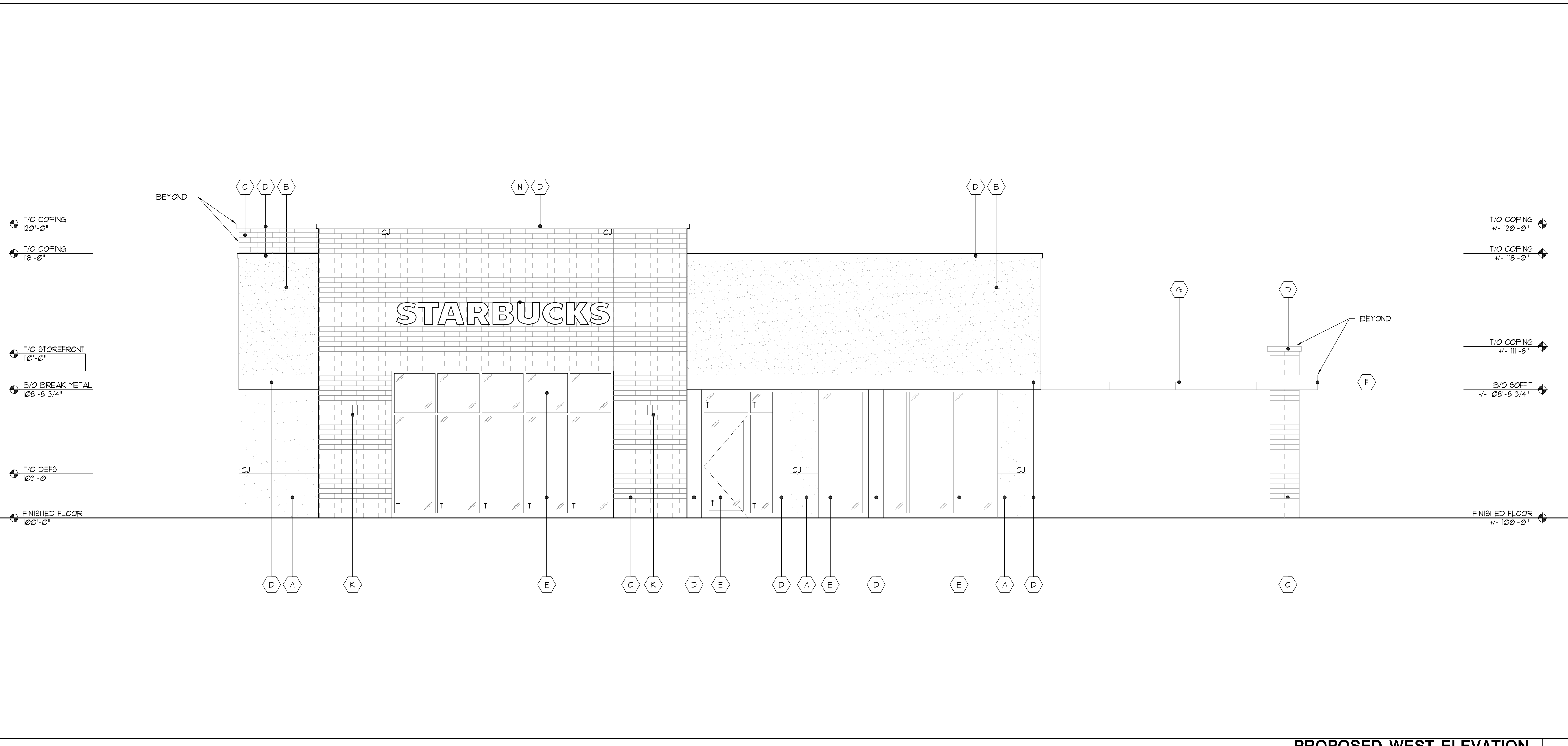
Exterior Material Schedule				
Key	Material	Color / Spec	Details / Add'l Info	Mfg. Info
A	EIFS Finish	Dryvit Color: To match SW 7030 Anew Gray	Drainage Type EIFS per mfg. Install per mfg. **GC to provide Architect large color sample for final approval **	Dryvit
B	EIFS Finish	Dryvit Color: To match SW 9100 Umber Rust	Drainage Type EIFS per mfg. Install per mfg. **GC to provide Architect large color sample for final approval **	Dryvit
C	Brick Veneer	Heritage Collection Color: Winter	Running Bond Utility Size Mortar: Gray (SM100) Apply penetrating sealer to brick & grout per Mfg recommendations	County Materials or similar
C1	Cast Stone / Precast Concrete	Imitation Limestone Smooth Finish	Caps, bands, sills - refer to sections Mortar: Gray (SM100) Apply penetrating sealer per mfg. Submit shop drawings for review and approval	Custom Cast Stone / Spec Mix
D	Metal #1	Color: Matte Black	coping, flashing, etc. - also see sections	Pat-Clad (Petersen)
E	Aluminum Storefront System	Black Anodized Frames	Full lite doors w/ 1" insulated low-E clear glazing (s.o.n.) w/ thermally broken frames - R/T elevations for tempered and spandrel locations.	Kawneer or approved equal
F	Steel Canopy (with welded chamfered corners) & Spruce Soffit	Prime & Epoxy Paint Sherwin Williams 6991 Black Magic Clear Seal Spruce	Galvanized Steel Tube perimeter w/ steel tube standoffs. Finish all with exterior epoxy coating system or equal per Mfg. recommendations Submit shop drawings for review and approval Spruce to be stained AND SEALED (ALL SIDES) to match Nichiha	TBD
G	Recessed Lighting	Black Finish	LDN4-40/10 LDMR LS MV/DLT EZ10 Recessed LED - Coord. Locations w/ Reflected Ceiling Plan. Provide battery backup @ egress doors, typ.	Lithonia
H	Existing Gas Meter	Prefinished	GC to coordinate location with local utility & AHJ. Protect with bollards and maintain clear floor requirements Exterior piping not permitted - Run supply line from meter through wall, up interior wall and overhead to RTU's	TBD
J	Existing Electric Service	Prefinished	GC to coordinate location with local utility & AHJ. Protect with bollards and maintain clear floor requirements	TBD
K	Wall Mounted Lighting	Black Finish	Down CY92 40K MVD W X WFL-B-R08 Wall Mount 7'-0" AFF	ConTech
M	Roof Top Unit	Prefinished	GC to coordinate location & Details w/ Tenant Drawings	TBD
N	Tenant Signage	TBD by tenant	Generic signage shown for reference - Tenants are responsible for actual signage design and AHJ approvals, typical. LL GC to coordinate w/ tenant for all sign locations, provide power & blocking as necessary.	TBD
P	Overflow Downspout Nozzle	Z399-Prefinished	Mount 20" AFF	TBD
Q	Drive-Thru Window	To Match Storefront	275 Series - 47'-1/2" W x 43'-1/2" H with Manual open/Electronic Release (M.O.E.R.) - R/T Tenant Specs	Ready Access
R	Drive-Thru Air Curtain	To Match Storefront	AA300 - 275 Pass-Thru Air Curtain System - R/T Tenant Specs	Ready Access
S	Drive-Thru Shelf	Stainless Steel	275 Series - 47'-1/2" W x 10" D - R/T Tenant Specs	Ready Access
T	Downspout	Color: TBD	Open faced downspout connect to storm inlet - GC to provide inlet debris screen on storm pipe (Prefinished to match concrete panels)	TBD
U	Emergency Egress Lighting	Black Finish	TRL-EM-BR-EL Wall mounted centered over door	Triton LED
V	HM Painted Door	Color: Black		TBD
W	Cement Board	Painted Sherwin Williams Color: To match SW 9117 Urban Jungle	Artisan V-Groove Rustic Trim Board See sections & details for additional info, typ.	James Hardie

N/A1: E20ites: Refer to sections and wall types for additional information. GC to install all products per industry standards and manufacturer's recommendations. Design/Build Contractors and GC to coordinate Knox Box, Security Camera, and all other AHJ required items not shown on elevations, typical.

EXTERIOR MATERIAL SCHEDULE 4



TRASH ENCLOSURE 1/8"=1'-0" 3



PROPOSED WEST ELEVATION 1/4" = 1'-0" 2



EXISTING WEST ELEVATION 1/4" = 1'-0" 1

DA
 logic design & architecture, inc.
 LogicDA.com : 414.909.0080
 Project Manager: WBM
 Job Number: 22-150

Additional Info

Project Name
Building Remodel For: Starbucks
 1609 South Park Street,
 Madison, WI 53716

Dates/Revisions
 06.12.23
 PC SUBMITTAL
 07.07.23
 UDC RESUBMITTAL

Drawing Title
ELEVATIONS

A2.1

- PRELIMINARY -
 NOT FOR CONSTRUCTION

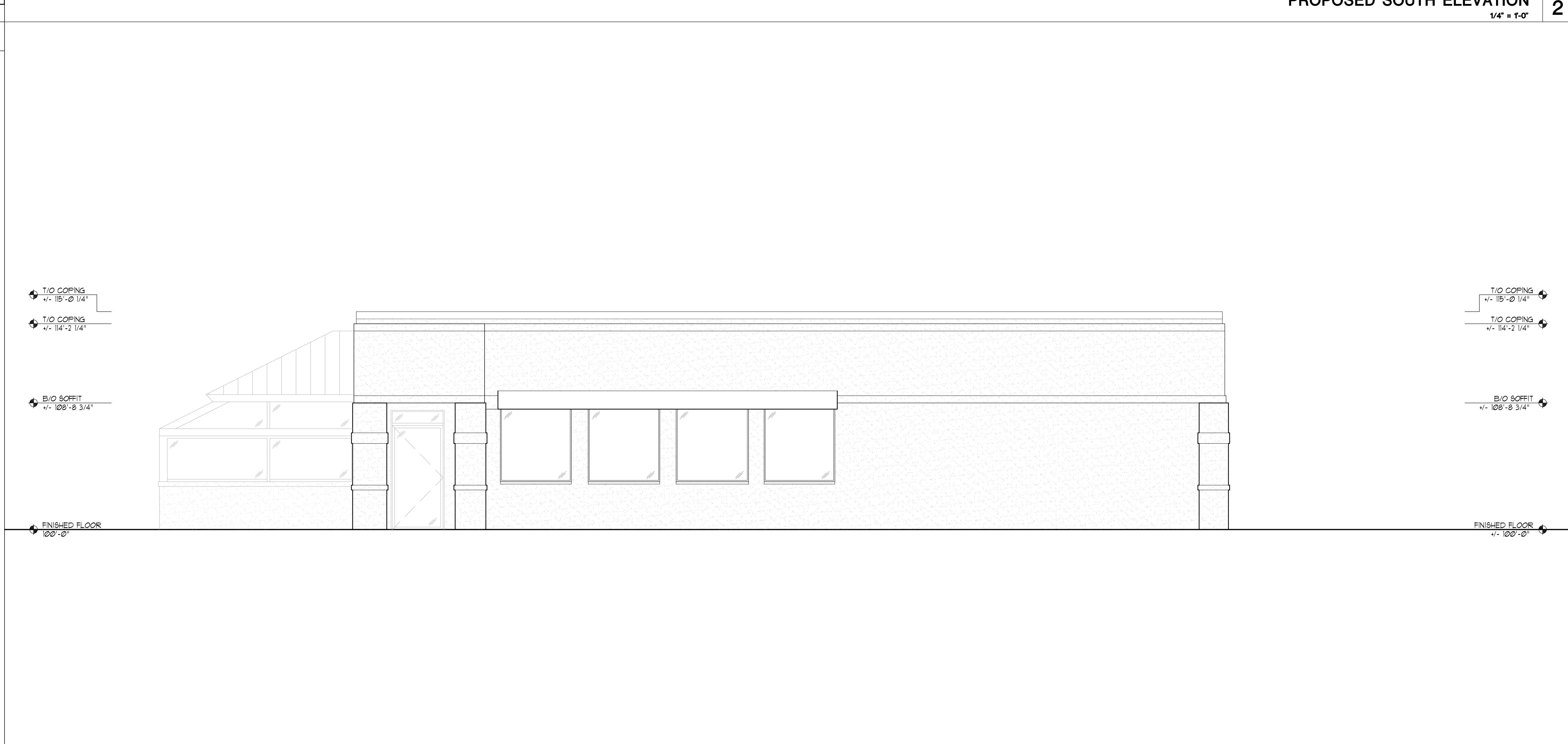
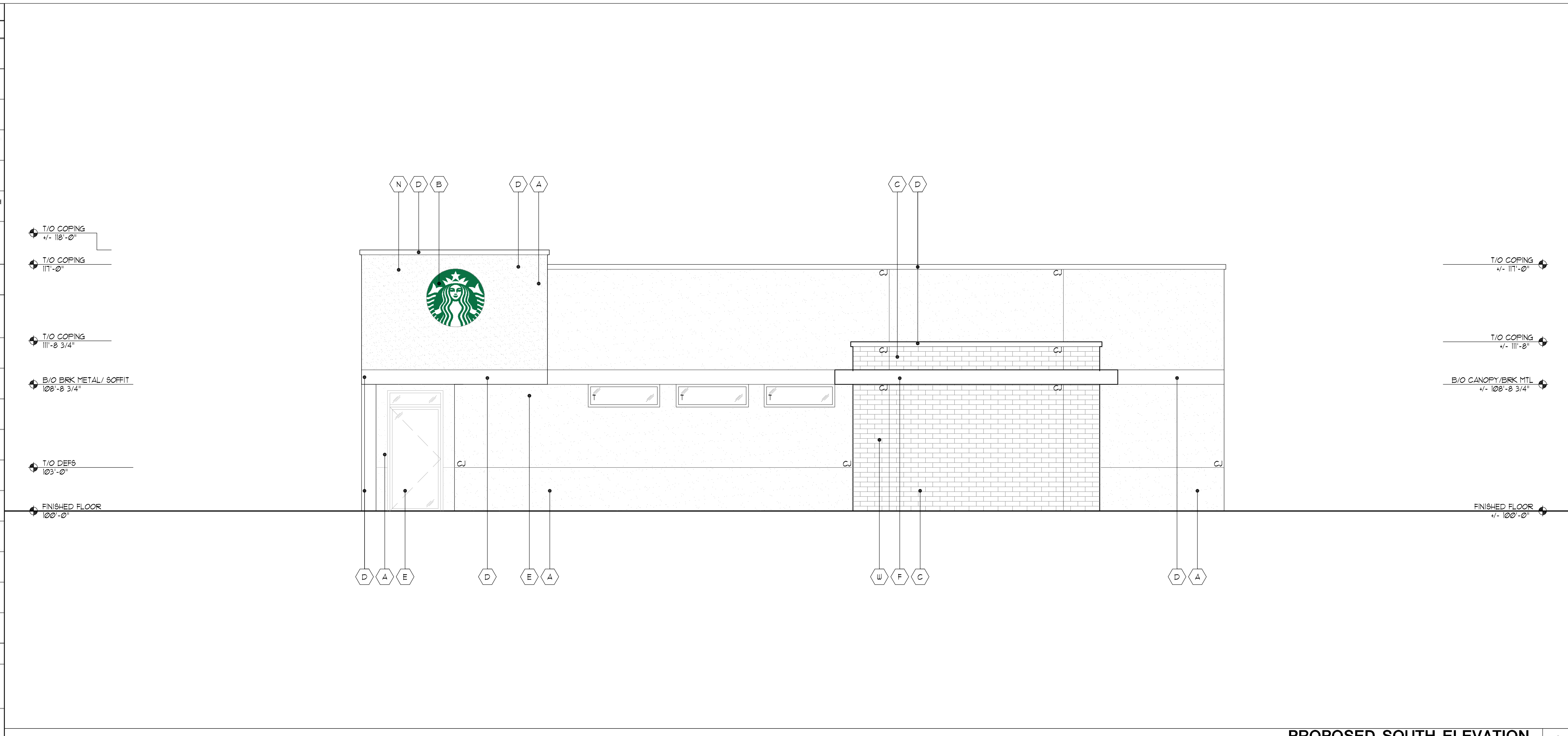
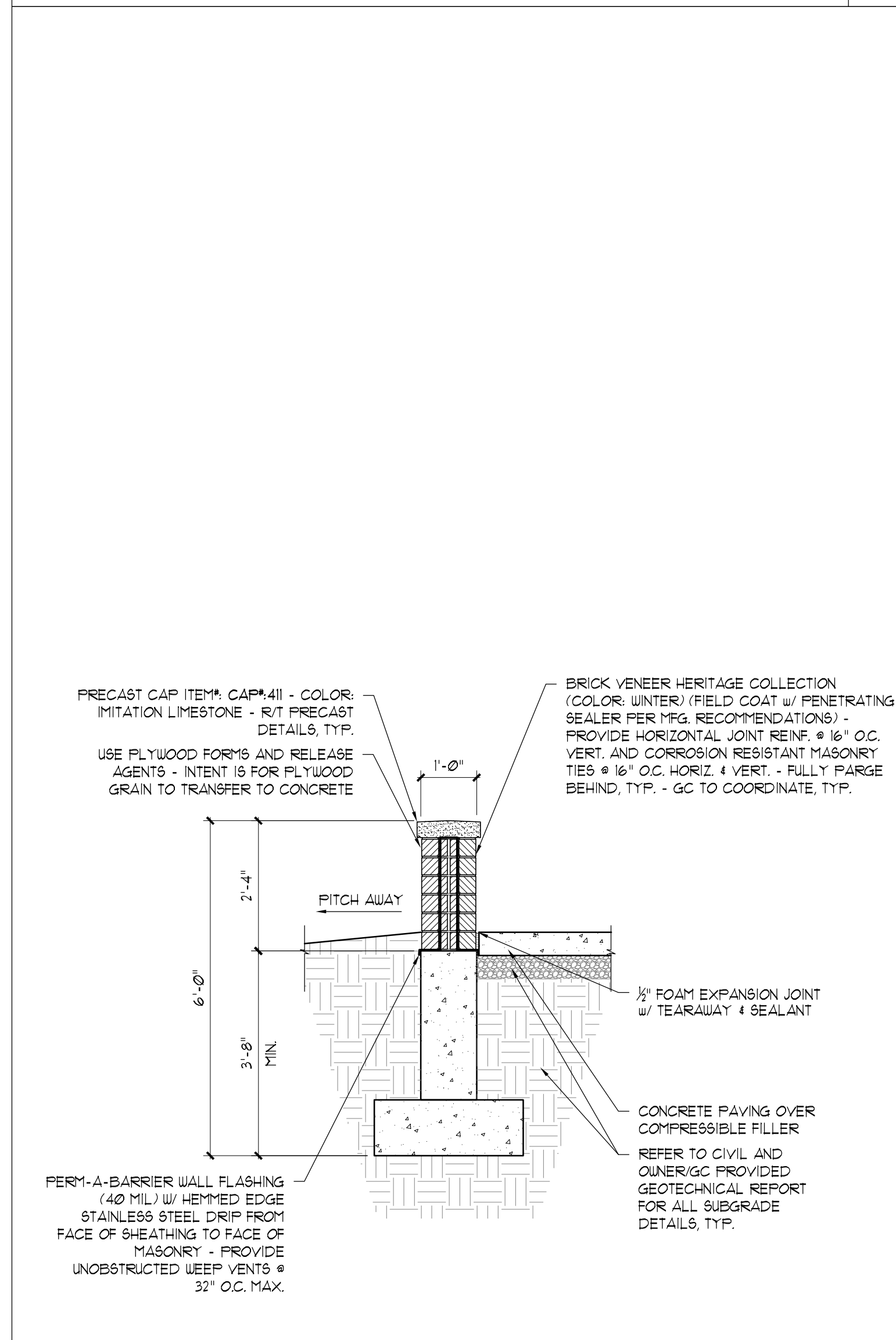
COPYRIGHT LOGIC DESIGN & ARCHITECTURE, INC. (LDA), 2023. ALL RIGHTS RESERVED. THIS DRAWING IS NOT TO BE REPRODUCED, CHANGED, COPIED OR ASSIGNED TO ANY THIRD PARTY IN ANY FORM OR MANNER WITHOUT FIRST OBTAINING THE EXPRESSED WRITTEN PERMISSION OF LDA. THE CLIENT AGREES TO INDEMNIFY AND HOLD THE DESIGNER/ARCHITECT/ENGINEER HARMLESS FROM ANY DAMAGES, LIABILITY, OR COST, INCLUDING ATTORNEYS FEES AND COSTS OF DEFENSE ARISING FROM ANY REUSE OF THE DRAWINGS OR DATA WITHOUT THE PRIOR WRITTEN CONSENT OF LDA.

FILE NAME: C:\USERS\WMA\DRAWING\LOGIC DA DROBOX\WESLEY MACDONALD_ACTIVE PROJECTS\22-160_SBX PARK ST MADISON\WISHEETS\SHEETS_22-160_SBX PARK ST MADISON.DWG PLOT DATE: 04/20/23

Exterior Material Schedule				
Key	Material	Color / Spec	Details / Add'l Info	Mfg. Info
A	EIFS Finish	Dryvit Color: To match SW 7030 Anew Gray	Drainage Type EIFS per mfg. Install per mfg. **GC to provide Architect large color sample for final approval **	Dryvit
B	EIFS Finish	Dryvit Color: To match SW 9100 Umber Rust	Drainage Type EIFS per mfg. Install per mfg. **GC to provide Architect large color sample for final approval **	Dryvit
C	Brick Veneer	Heritage Collection Color: Winter	Running Bond Utility Size Mortar: Gray (SM100) Apply penetrating sealer to brick & grout per Mfg recommendations	County Materials or similar
C1	Cast Stone / Precast Concrete	Imitation Limestone Smooth Finish	Caps, bands, sills - refer to sections Mortar: Gray (SM100) Apply penetrating sealer per mfg. Submit shop drawings for review and approval	Custom Cast Stone / Spec Mix
D	Metal #1	Color: Matte Black	coping, flashing, etc. - also see sections	Pac-Clad (Petersen)
E	Aluminum Storefront System	Black Anodized Frames	Full lite doors w/ 1" insulated Low-E clear glazing (s.o.n.) w/ thermally broken frames - R/T elevations for tempered and spandrel locations.	Kawneer or approved equal
F	Steel Canopy (with welded chamfered corners) & Spruce Soffit	Prime & Epoxy Paint Sherwin Williams 6991 Black Magic Clear Seal Spruce	Galvanized Steel Tube perimeter w/ steel tube standoffs. Finish all with exterior epoxy coating system or equal per Mfg. recommendations Submit shop drawings for review and approval Spruce to be stained AND SEALED (ALL SIDES) to match Nichiha	TBD
G	Recessed Lighting	Black Finish	LDN4 40/10 LDMR LS MVOLT EZ10 Recessed LED - Coord. Locations w/ Reflected Ceiling Plan. Provide battery backup @ egress doors, typ.	Lithonia
H	Existing Gas Meter	Prefinished	GC to coordinate location with local utility & AHJ. Protect with bollards and maintain clear floor requirements Exterior piping not permitted - Run supply line from meter through wall, up interior wall and overhead to RTU's	TBD
J	Existing Electric Service	Prefinished	GC to coordinate location with local utility & AHJ. Protect with bollards and maintain clear floor requirements	TBD
K	Wall Mounted Lighting	Black Finish	Down CY92 40K MVD W X WFL-B-R08 Wall Mount 7'-0" AFF	ConTech
M	Roof Top Unit	Prefinished	GC to coordinate location & Details w/ Tenant Drawings	TBD
N	Tenant Signage	TBD by tenant	Generic signage shown for reference - Tenants are responsible for actual signage design and AHJ approvals, typical. LI GC to coordinate w/ tenant for all sign locations, provide power & blocking as necessary.	TBD
P	Overflow Downspout Nozzle	Z199-Prefinished	Mount 20" AFF	TBD
Q	Drive-Thru Window	To Match Storefront	275 Series - 47'-1/2" W x 43'-1/2" H with Manual open/Electronic Release (M.O.E.R.) - R/T Tenant Specs	Ready Access
R	Drive-Thru Air Curtain	To Match Storefront	AA300 - 275 Pass-Thru Air Curtain System - R/T Tenant Specs	Ready Access
S	Drive-Thru Shelf	Stainless Steel	275 Series - 47'-1/2" W x 10" D - R/T Tenant Specs	Ready Access
T	Downspout	Color: TBD	Open faced downspout connect to storm inlet - GC to provide inlet debris screen on storm pipe (Prefinished to match concrete panels)	TBD
U	Emergency Egress Lighting	Black Finish	TRL-EM-BR-EL Wall mounted centered over door	Triton LED
V	HM Painted Door	Color: Black		TBD
W	Cement Board	Painted Sherwin Williams Color: To match SW 9117 Urban Jungle	Artisan V-Groove Rustic Trim Board See sections & details for additional info, typ.	James Hardie

N/A1: E2notes: Refer to sections and wall types for additional information. GC to install all products per industry standards and manufacturer's recommendations. Design/Build Contractors and GC to coordinate Knox Box, Security Camera, and all other AHJ required items not shown on elevations, typical.

EXTERIOR MATERIAL SCHEDULE 4



LogicDA.com : 414.909.0080
Project Manager: WBM
Job Number: 22-150

Additional Info

Project Name
Building Remodel For: Starbucks
1609 South Park Street,
Madison, WI 53716

Dates/Revisions
06.12.23
PC SUBMITTAL
07.07.23
UDC RESUBMITTAL

Drawing Title
ELEVATIONS

A2.2

- PRELIMINARY - NOT FOR CONSTRUCTION

COPYRIGHT LOGIC DESIGN & ARCHITECTURE, INC. (LDA), 2023. ALL RIGHTS RESERVED. THIS DRAWING IS NOT TO BE REPRODUCED, CHANGED, COPIED OR ASSIGNED TO ANY THIRD PARTY IN ANY FORM OR MANNER WITHOUT FIRST OBTAINING THE EXPRESSED WRITTEN PERMISSION OF LDA. THE CLIENT AGREES TO INDEMNIFY AND HOLD THE DESIGNER/ARCHITECT/HOUSEKEEPER HARMLESS FROM ANY DAMAGES, LIABILITY, OR COST, INCLUDING ATTORNEYS FEES AND COSTS OF DEFENSE ARISING FROM ANY CHANGES OR ALTERATIONS MADE BY ANYONE OTHER THAN THE LDA, OR FROM ANY REUSE OF THE DRAWINGS OR DATA WITHOUT THE PRIOR WRITTEN CONSENT OF LDA.

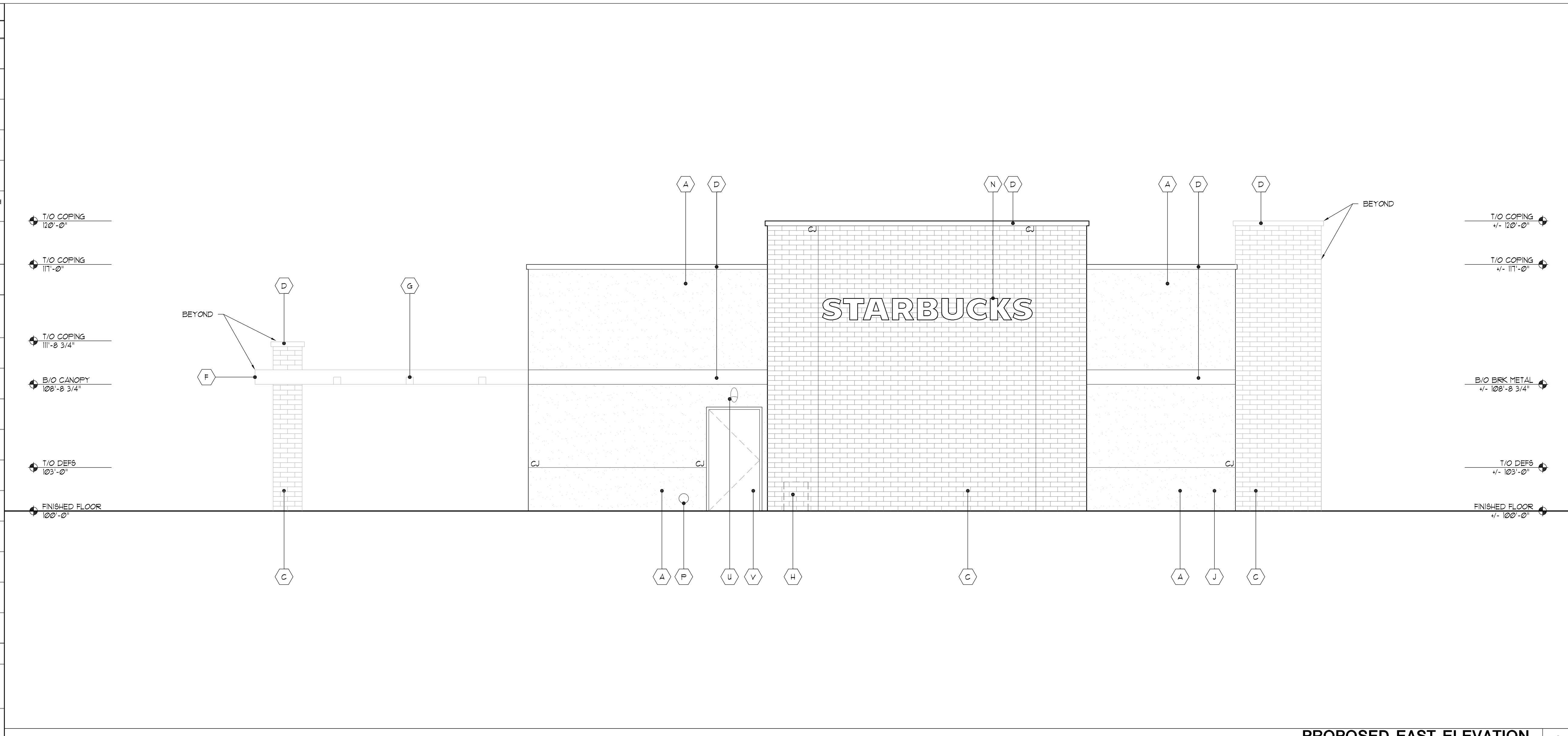
FILE NAME: C:\USERS\WACDONALD\LOGIC DA DROPBOX\WESLEY MACDONALD_ACTIVE PROJECTS\22-160_SBX PARK ST MADISON WI\SHEETS\SHEETS_22-160_SBX PARK ST MADISON WI

Exterior Material Schedule				
Key	Material	Color / Spec	Details / Add'l Info	Mfg. Info
A	EIFS Finish	Dryvit Color: To match SW 7030 Anew Gray	Drainage Type EIFS per mfg. Install per mfg. **GC to provide Architect large color sample for final approval **	Dryvit
B	EIFS Finish	Dryvit Color: To match SW 9130 Umber Rust	Drainage Type EIFS per mfg. Install per mfg. **GC to provide Architect large color sample for final approval **	Dryvit
C	Brick Veneer	Heritage Collection Color: Winter	Running Bond Utility Size Mortar: Gray (SM100) Apply penetrating sealer to brick & grout per Mfg recommendations	County Materials or similar
C1	Cast Stone / Precast Concrete	Imitation Limestone Smooth Finish	Caps, bands, sills - refer to sections Mortar: Gray (SM100) Apply penetrating sealer per mfg. Submit shop drawings for review and approval	Custom Cast Stone / Spec Mix
D	Metal #1	Color: Matte Black	coping, flashing, etc. - also see sections	Pac-Clad (Petersen)
E	Aluminum Storefront System	Black Anodized Frames	Full lite doors w/ 1" insulated Low-E clear glazing (s.o.n.) w/ thermally broken frames - R/T elevations for tempered and spandrel locations.	Kawneer or approved equal
F	Steel Canopy (with welded chamfered corners) & Spruce Soffit	Prime & Epoxy Paint Sherwin Williams 6991 Black Magic Clear Seal Spruce	Galvanized Steel Tube perimeter w/ steel tube standoffs. Finish all with exterior epoxy coating system or equal per Mfg. recommendations Submit shop drawings for review and approval Spruce to be stained AND SEALED (ALL SIDES) to match Nichiha	TBD
G	Recessed Lighting	Black Finish	LDN4-40/10 LDBRLS MVOLT EZ10 Recessed LED - Coord. Locations w/ Reflected Ceiling Plan. Provide battery backup @ egress doors, typ.	Lithonia
H	Existing Gas Meter	Prefinished	GC to coordinate location with local utility & AHJ. Protect with bollards and maintain clear floor requirements Exterior piping not permitted - Run supply line from meter through wall, up interior wall and overhead to RTU's	TBD
J	Existing Electric Service	Prefinished	GC to coordinate location with local utility & AHJ. Protect with bollards and maintain clear floor requirements	TBD
K	Wall Mounted Lighting	Black Finish	Down CY92 40K MV/D W X WFL-B-R08 Wall Mount 7'-0" AFF	ConTech
M	Rooftop Unit	Prefinished	GC to coordinate location & Details w/ Tenant Drawings	TBD
N	Tenant Signage	TBD by tenant	Generic signage shown for reference - Tenants are responsible for actual signage design and AHJ approvals, typical. LI GC to coordinate w/ tenant for all sign locations, provide power & blocking as necessary.	TBD
P	Overflow Downspout Nozzle	Z199-Prefinished	Mount 20" AFF	TBD
Q	Drive-Thru Window	To Match Storefront	275 Series - 47'-1/2" W x 43'-1/2" H with Manual open/Electronic Release (M.O.E.R.) - R/T Tenant Specs	Ready Access
R	Drive-Thru Air Curtain	To Match Storefront	AA300 - 275 Pass-Thru Air Curtain System - R/T Tenant Specs	Ready Access
S	Drive-Thru Shelf	Stainless Steel	275 Series - 47'-1/2" W x 10" D - R/T Tenant Specs	Ready Access
T	Downspout	Color: TBD	Open faced downspout connect to storm inlet - GC to provide inlet debris screen on storm pipe (Prefinished to match concrete panels)	TBD
U	Emergency Egress Lighting	Black Finish	TRL-EM-BR-EL Wall mounted centered over door	Triton LED
V	HM Painted Door	Color: Black		TBD
W	Cement Board	Painted Sherwin Williams Color: To match SW 9117 Urban Jungle	Artisan V-Groove Rustic Trim Board See sections & details for additional info, typ.	James Hardie

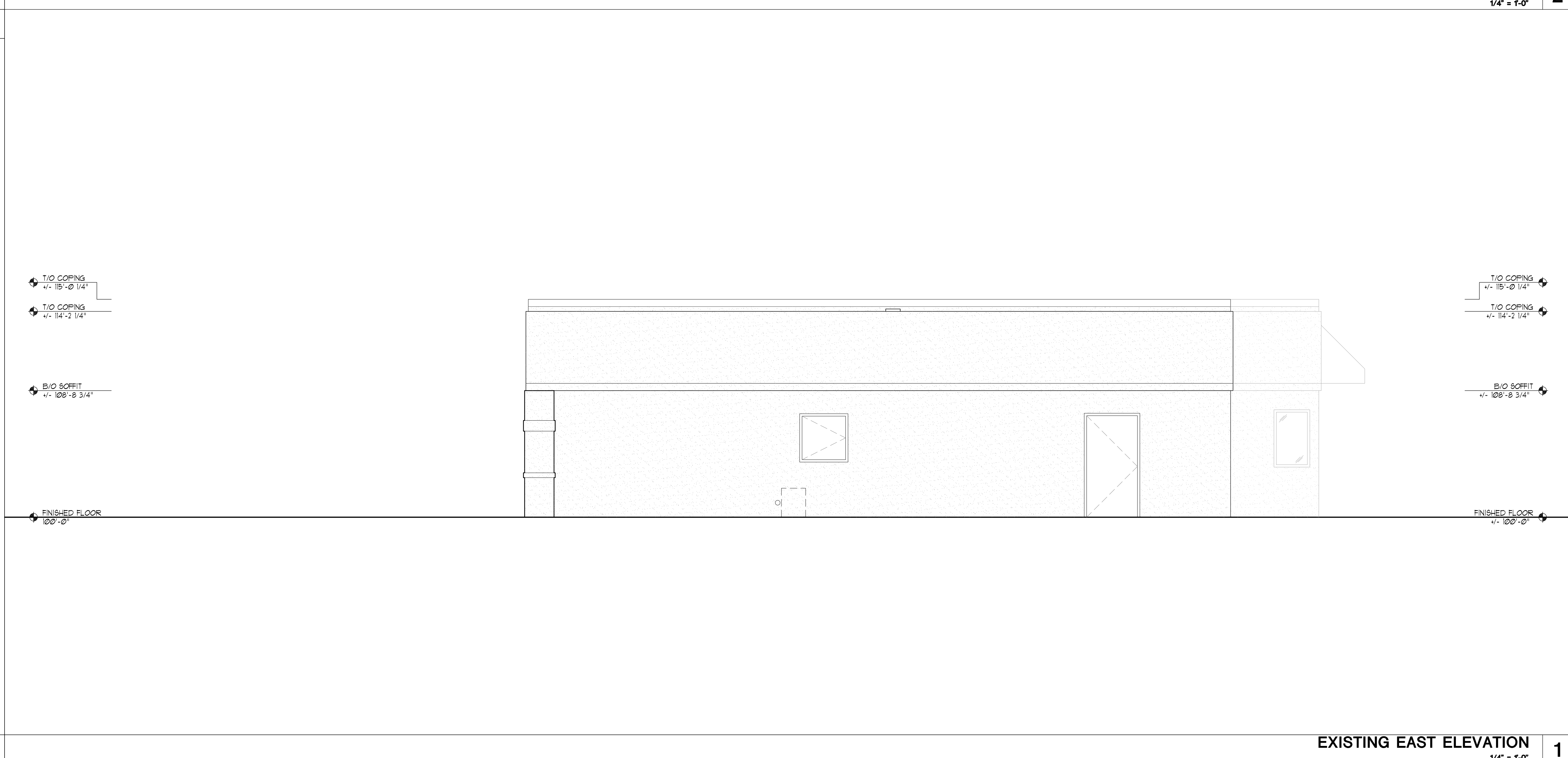
N/A1: E2Notes: Refer to sections and wall types for additional information. GC to install all products per industry standards and manufacturer's recommendations. Design/Build Contractors and GC to coordinate Knox Box, Security Camera, and all other AHJ required items not shown on elevations, typical.

EXTERIOR MATERIAL SCHEDULE 4


NOT USED	3
----------	---



PROPOSED EAST ELEVATION 2
1/4" = 1'-0"



EXISTING EAST ELEVATION 1
1/4" = 1'-0"



LogicDA.com : 414.909.0080

Project Manager: WBM

Job Number: 22-150

Additional Info

Project Name

Building Remodel For: Starbucks
1609 South Park Street,
Madison, WI 53716

Dates/Revisions

06.12.23	PC SUBMITTAL
07.07.23	UDC RESUBMITTAL

Drawing Title

ELEVATIONS

A2.3

NOT FOR CONSTRUCTION

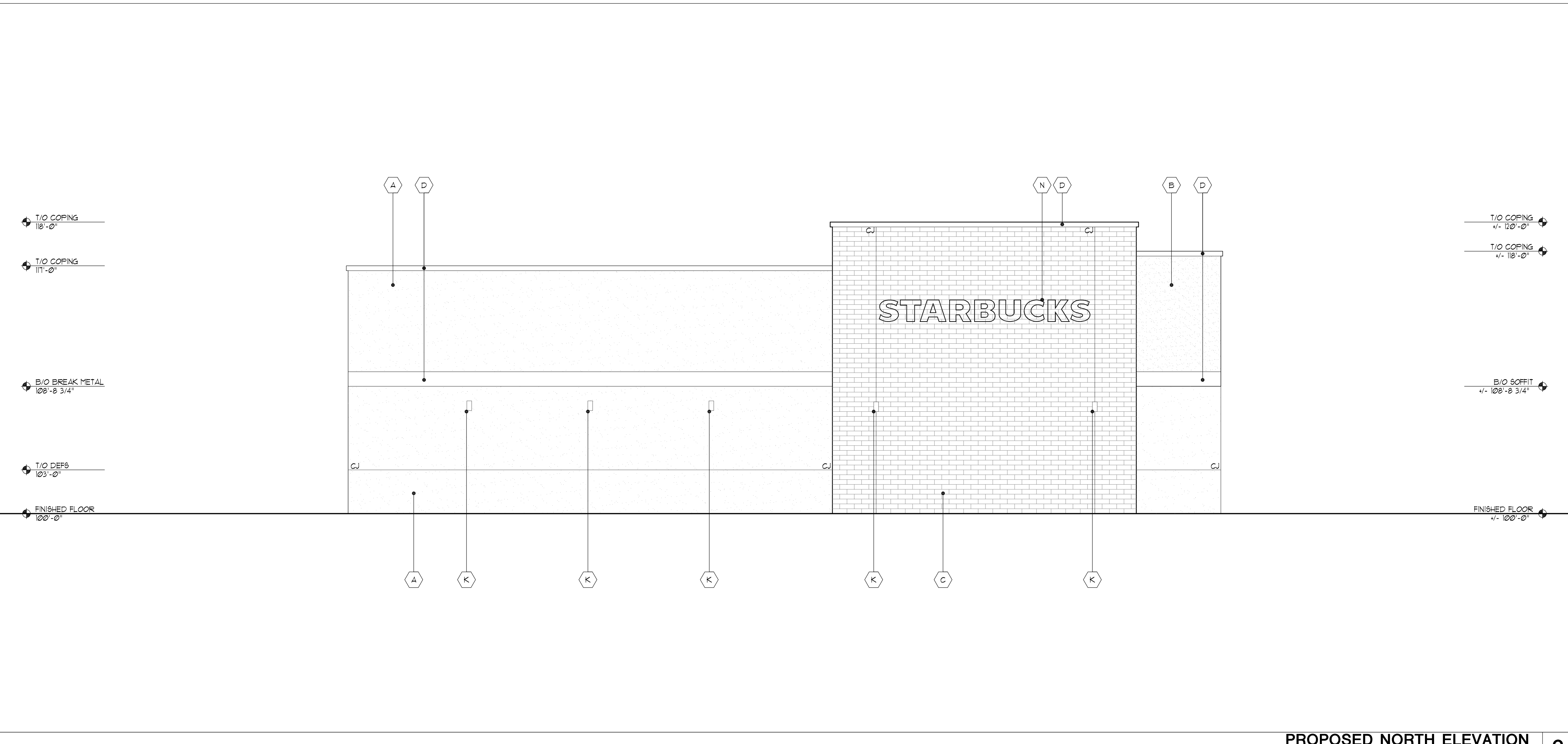
COPYRIGHT LOGIC DESIGN & ARCHITECTURE, INC. (LDA), 2023. ALL RIGHTS RESERVED. THIS DRAWING IS NOT TO BE REPRODUCED, CHANGED, COPIED OR ASSIGNED TO ANY THIRD PARTY IN ANY FORM OR MANNER WITHOUT FIRST OBTAINING THE EXPRESSED WRITTEN PERMISSION OF LDA. THE CLIENT AGREES TO INDEMNIFY AND HOLD THE DESIGNER/ARCHITECT/SCOPORP HARMLESS FROM ANY DAMAGES, LIABILITY, OR COST, INCLUDING ATTORNEYS FEES AND COSTS OF DEFENSE ARISING FROM ANY CHANGES OR ALTERATIONS MADE BY ANYONE OTHER THAN THE LDA, OR FROM ANY REUSE OF THE DRAWINGS OR DATA WITHOUT THE PRIOR WRITTEN CONSENT OF LDA.

FILE NAME: C:\USERS\WACDONALD\LOGIC DA DROPBOX\WESLEY MACDONALD_ACTIVE PROJECTS\22-160_SBX PARK ST MADISON\WISHEETS\SHEETS_22-160_SBX PARK ST MADISON.DWG
 PLOT DATE: 04/20/23

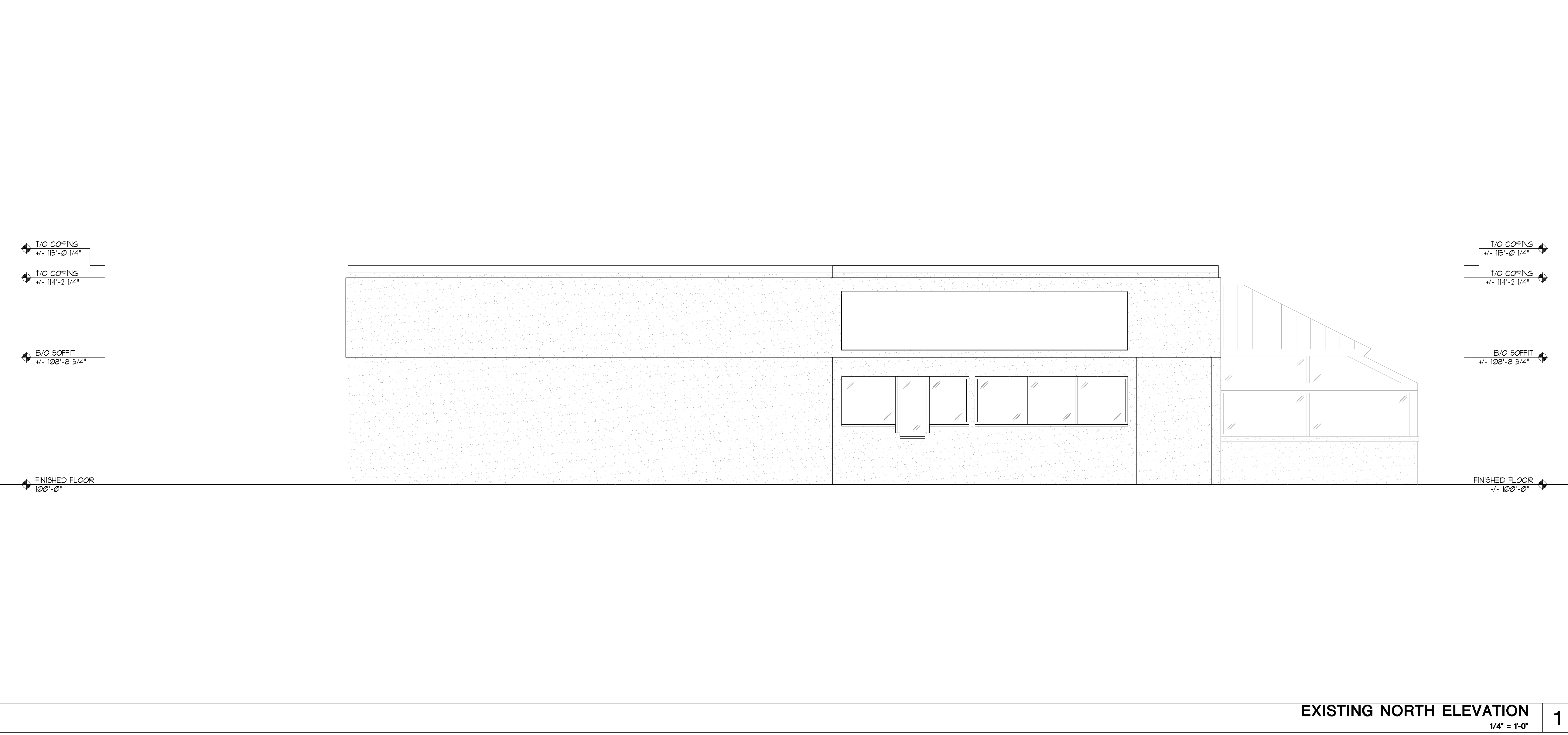
Exterior Material Schedule				
Key	Material	Color / Spec	Details / Add'l Info	Mfg. Info
A	EIFS Finish	Dryvit Color: To match SW 7030 Anew Gray	Drainage Type EIFS per mfg. Install per mfg. **GC to provide Architect large color sample for final approval **	Dryvit
B	EIFS Finish	Dryvit Color: To match SW 9100 Umber Rust	Drainage Type EIFS per mfg. Install per mfg. **GC to provide Architect large color sample for final approval **	Dryvit
C	Brick Veneer	Heritage Collection Color: Winter	Running Bond Utility Size Mortar: Gray (SM100) Apply penetrating sealer to brick & grout per Mfg recommendations	County Materials or similar
C1	Cast Stone / Precast Concrete	Imitation Limestone Smooth Finish	Caps, bands, sills - refer to sections Mortar: Gray (SM100) Apply penetrating sealer per mfg. Submit shop drawings for review and approval	Custom Cast Stone / Spec Mix
D	Metal #1	Color: Matte Black	copings, flashing, etc. - also see sections	Pac-Clad (Petersen)
E	Aluminum Storefront System	Black Anodized Frames	Full lite doors w/ 1" insulated Low-E clear glazing (s.o.n.) w/ thermally broken frames - R/T elevations for tempered and spandrel locations.	Kawneer or approved equal
F	Steel Canopy (with welded chamfered corners) & Spruce Soffit	Prime & Epoxy Paint Sherwin Williams 6091 Black Magic Clear Seal Spruce	Galvanized Steel Tube perimeter w/ steel tube standoffs. Finish all with exterior epoxy coating system or equal per Mfg. recommendations Submit shop drawings for review and approval Spruce to be stained AND SEALED (ALL SIDES) to match Nichiha	TBD
G	Recessed Lighting	Black Finish	LDN4-40/10 LDBR LS MVOLT EZ10 Recessed LED - Coord. Locations w/ Reflected Ceiling Plan. Provide battery backup @ egress doors, typ.	Lithonia
H	Existing Gas Meter	Prefinished	GC to coordinate location with local utility & AHJ. Protect with bollards and maintain clear floor requirements Exterior piping not permitted - Run supply line from meter through wall, up interior wall and overhead to RTU's	TBD
J	Existing Electric Service	Prefinished	GC to coordinate location with local utility & AHJ. Protect with bollards and maintain clear floor requirements	TBD
K	Wall Mounted Lighting	Black Finish	Down C912 40K MV/D W X WFL-B-RDB Wall Mount 7'-0" AFF	ConTech
M	Roof Top Unit	Prefinished	GC to coordinate location & Details w/ Tenant Drawings	TBD
N	Tenant Signage	TBD by tenant	Generic signage shown for reference - Tenants are responsible for actual signage design and AHJ approvals, typical. LL GC to coordinate w/ tenant for all sign locations, provide power & blocking as necessary.	TBD
P	Overflow Downspout Nozzle	Z199-Prefinished	Mount 20" AFF	TBD
Q	Drive-Thru Window	To Match Storefront	275 Series - 47'-1/2" W x 43'-1/2" H with Manual open/Electronic Release (M.O.E.R.) - R/T Tenant Specs	Ready Access
R	Drive-Thru Air Curtain	To Match Storefront	AA300 - 275 Pass-Thru Air Curtain System - R/T Tenant Specs	Ready Access
S	Drive-Thru Shelf	Stainless Steel	275 Series - 47'-1/2" W x 10' D - R/T Tenant Specs	Ready Access
T	Downspout	Color: TBD	Open faced downspout connect to storm inlet - GC to provide inlet debris screen on storm pipe (Prefinished to match concrete panels)	TBD
U	Emergency Egress Lighting	Black Finish	TRL-EM-BR-EL Wall mounted centered over door	Triton LED
V	HM Painted Door	Color: Black		TBD
W	Cement Board	Painted Sherwin Williams Color: To match SW 9117 Urban Jungle	Artisan V-Groove Rustic Trim Board See sections & details for additional info, typ.	James Hardie

EXTERIOR MATERIAL SCHEDULE 4


NOT USED	3
----------	---



PROPOSED NORTH ELEVATION 2
1/4" = 1'-0"



EXISTING NORTH ELEVATION 1
1/4" = 1'-0"


 LogicDA.com : 414.909.0080
 Project Manager: WBM
 Job Number: 22-150

Additional Info

Project Name

Building Remodel For: Starbucks

1609 South Park Street,
Madison, WI 53716

Dates/Revisions

06.12.23
PC SUBMITTAL
07.07.23
UDC RESUBMITTAL

Drawing Title

ELEVATIONS

A2.4

COPYRIGHT LOGIC DESIGN & ARCHITECTURE, INC. (LDA), 2023. ALL RIGHTS RESERVED. THIS DRAWING IS NOT TO BE REPRODUCED, CHANGED, COPIED OR ASSIGNED TO ANY THIRD PARTY IN ANY FORM OR MANNER WITHOUT FIRST OBTAINING THE EXPRESSED WRITTEN PERMISSION OF LDA. THE CLIENT AGREES TO INDEMNIFY AND HOLD THE DESIGNER/ARCHITECT/SCOPOR HARMLESS FROM ANY DAMAGES, LIABILITY, OR COST, INCLUDING ATTORNEYS FEES AND COSTS OF DEFENSE ARISING FROM ANY CHANGES OR ALTERATIONS MADE BY ANYONE OTHER THAN THE LDA, OR FROM ANY REUSE OF THE DRAWINGS OR DATA WITHOUT THE PRIOR WRITTEN CONSENT OF LDA.

- PRELIMINARY -
 NOT FOR CONSTRUCTION

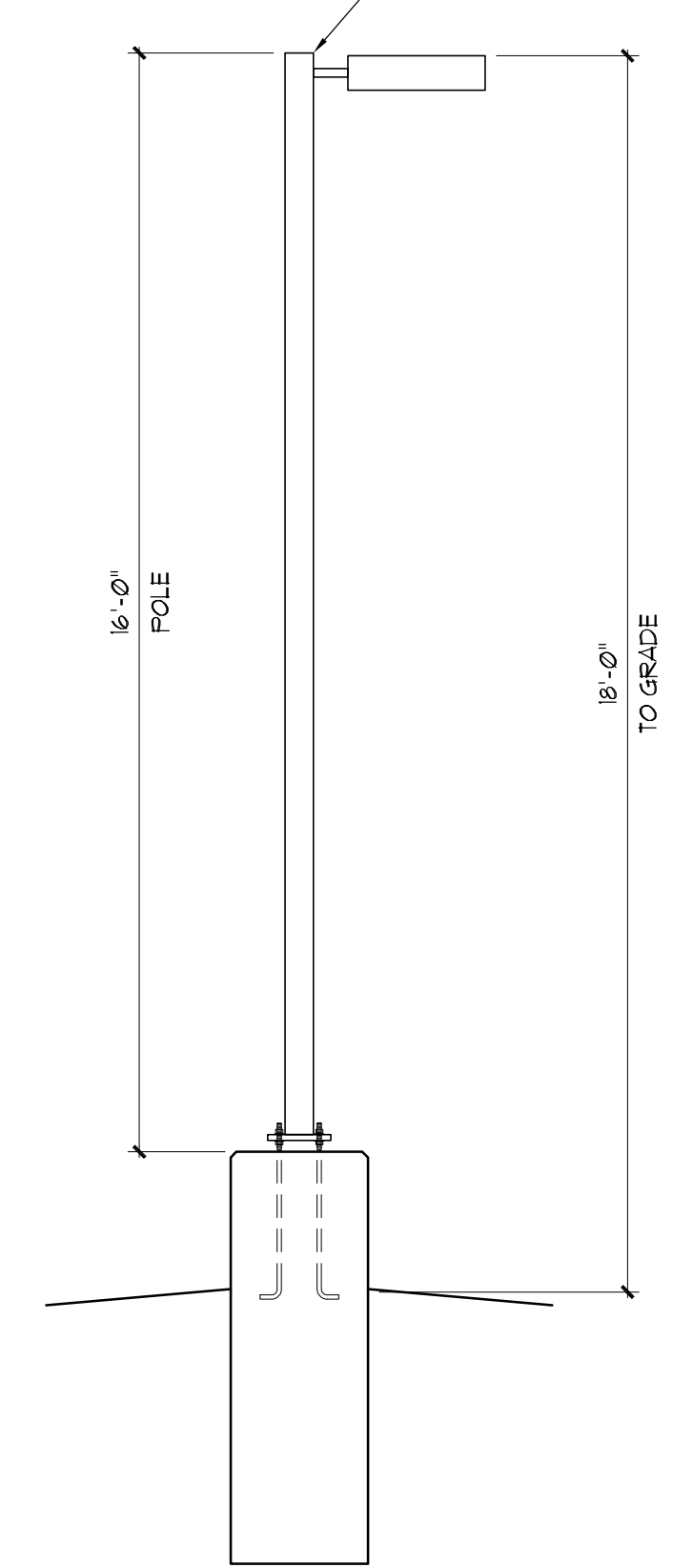
FILE NAME: C:\USERS\MACDONALD.LOIC DA DROPBOX\WESLEY MACDONALD_ACTIVE PROJECTS\22-160_SBX PARK ST MADISON WI\CONSULT\PHOTOMETRIC\220804_PSP_LAYOUT.DWG
 PLOT DATE: 07/2023

LUMINAIRE SCHEDULE

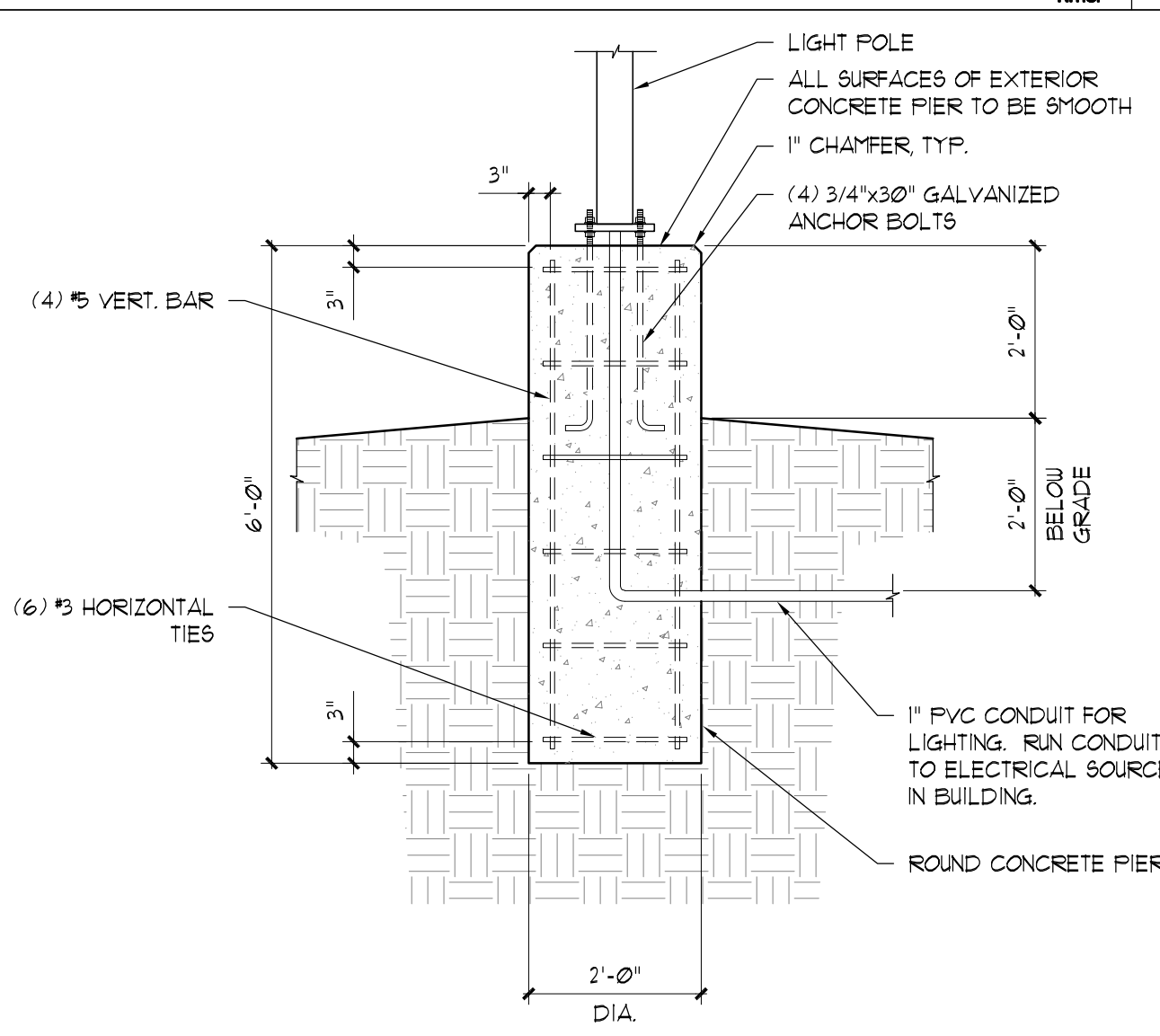
SYMBOL	LABEL	QTY	MANUFACTURER/MODEL	DESCRIPTION	LAMP	SYMBOL	LABEL	QTY	MANUFACTURER/MODEL	DESCRIPTION	LAMP	SYMBOL	LABEL	QTY	MANUFACTURER/MODEL	DESCRIPTION	LAMP
○	A	16	LITHONIA LDN6 40/10 L06BR L5 MVOLT EZ10	RECESSED DOWNLIGHT MOUNTED APPROX. 8'-8" AFF	LED 10.4W 4000K	□	D	2	LITHONIA KAD LED 60C 40K R5 MVOLT 9FD04 DBLXD	POLE MOUNTED ON CONCRETE BASE MOUNTED APPROX. 18' AFF	(60) LED 216W 4000K	□	EX	4	EXISTING VERIFY IN FIELD	POLE MOUNTED ON CONCRETE BASE MOUNTED APPROX. 20' AFF	EXISTING LED VERIFY IN FIELD
□	B	7	CONTECH CY81 40K MYD W X NCLR-B-RDB	WALL MOUNTED DOWNLIGHT MOUNTED APPROX. 7'-0" AFF	LED 36W 4000K	□	E	1	LITHONIA KAD LED 60C 40K R4 MVOLT 9FD04 DBLXD	POLE MOUNTED ON CONCRETE BASE MOUNTED APPROX. 18' AFF	(60) LED 216W 4000K	□	EX	9	EXISTING VERIFY IN FIELD	WALL MOUNTED DOWNLIGHT MOUNTED APPROX. 9'-0" AFF	EXISTING LED VERIFY IN FIELD
○	C	1	TRITON LED TRL-EM-BR-EL	WALL MOUNTED DOWNLIGHT MOUNTED APPROX. 8'-0" AFF	LED 11W 5000K	□	EX	3	EXISTING VERIFY IN FIELD	POLE MOUNTED ON CONCRETE BASE MOUNTED APPROX. 18' AFF	EXISTING LED VERIFY IN FIELD	○	EX	2	EXISTING VERIFY IN FIELD	WALL MOUNTED DOWNLIGHT MOUNTED APPROX. 9'-0" AFF	EXISTING LED VERIFY IN FIELD

NOT USED 4

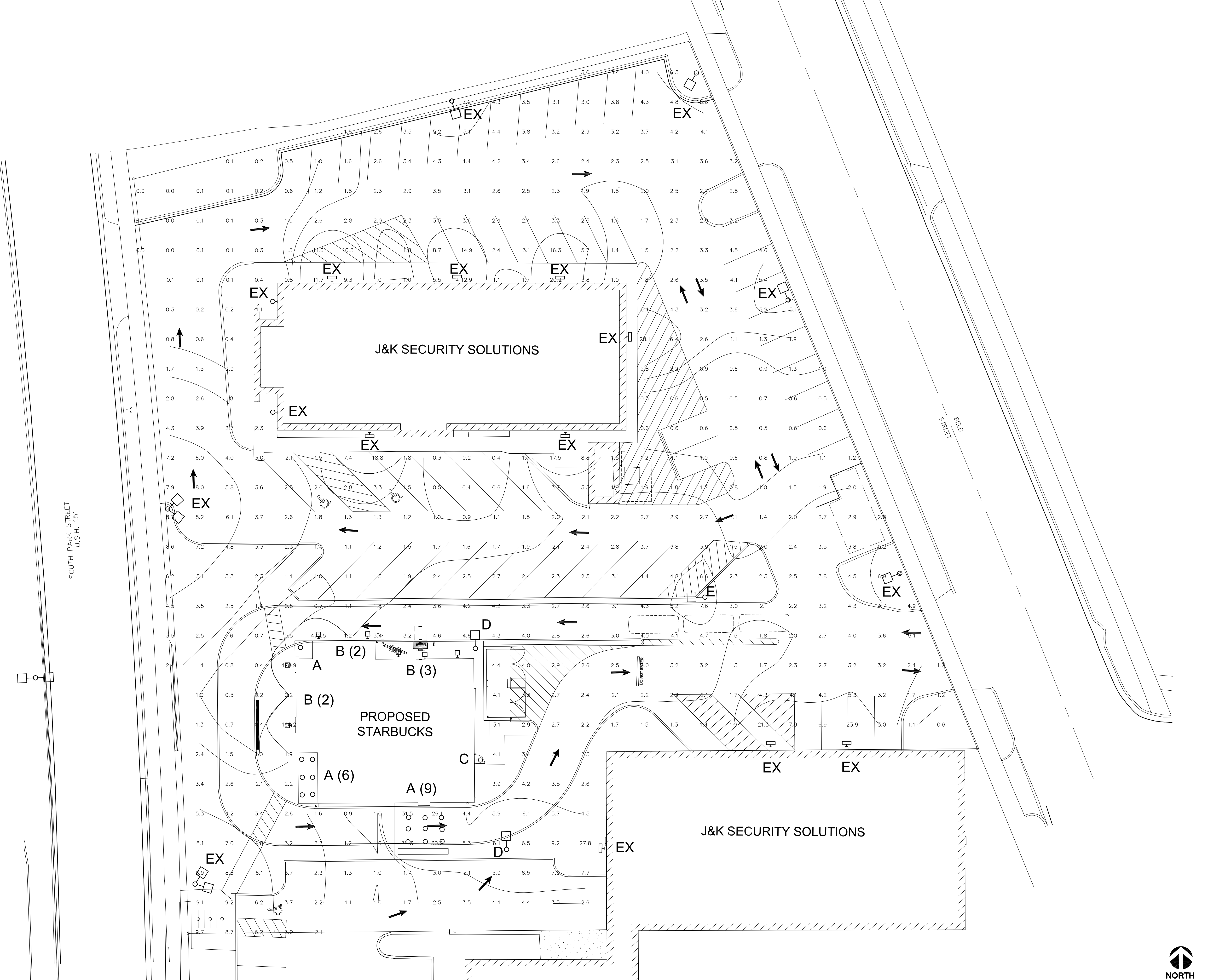
LITHONIA 656 16 FOOT BLACK POLE WITH ARM FOR LIGHT OR EQUAL. SEE SCHEDULE FOR FIXTURE.




AREA LIGHT POLE NTS 3



LIGHT POLE FOUNDATION 1/2"=1'-0" 2



PROPOSED PHOTOMETRIC SITE PLAN NTS 1



LogicDA.com : 414.909.0080
 Project Manager: WBM
 Job Number: 22-150

Additional Info

Project Name
 Building Remodel For: Starbucks
 1609 South Park Street,
 Madison, WI 53716

Dates/Revisions
 06.12.23
 PC SUBMITTAL
 07.07.23
 UDC RESUBMITTAL

Drawing Title
 PHOTOMETRIC
 SITE PLAN

PSP1.1

COPYRIGHT LOGIC DESIGN & ARCHITECTURE, INC. (LDA), 2023. ALL RIGHTS RESERVED. THIS DRAWING IS NOT TO BE REPRODUCED, CHANGED, COPIED OR ASSIGNED TO ANY THIRD PARTY IN ANY FORM OR MANNER WITHOUT FIRST OBTAINING THE EXPRESSED WRITTEN PERMISSION OF LDA. THE CLIENT AGREES TO INDEMNIFY AND HOLD THE DESIGNER/HATCHER/SCOPER HARMLESS FROM ANY DAMAGES, LIABILITY, OR COST, INCLUDING ATTORNEYS FEES AND COSTS OF DEFENSE, ARISING FROM ANY CHANGES OR ALTERATIONS MADE BY ANYONE OTHER THAN LDA, OR FROM ANY REUSE OF THE DRAWINGS OR DATA WITHOUT THE PRIOR WRITTEN CONSENT OF LDA.

- PRELIMINARY -
 NOT FOR CONSTRUCTION

