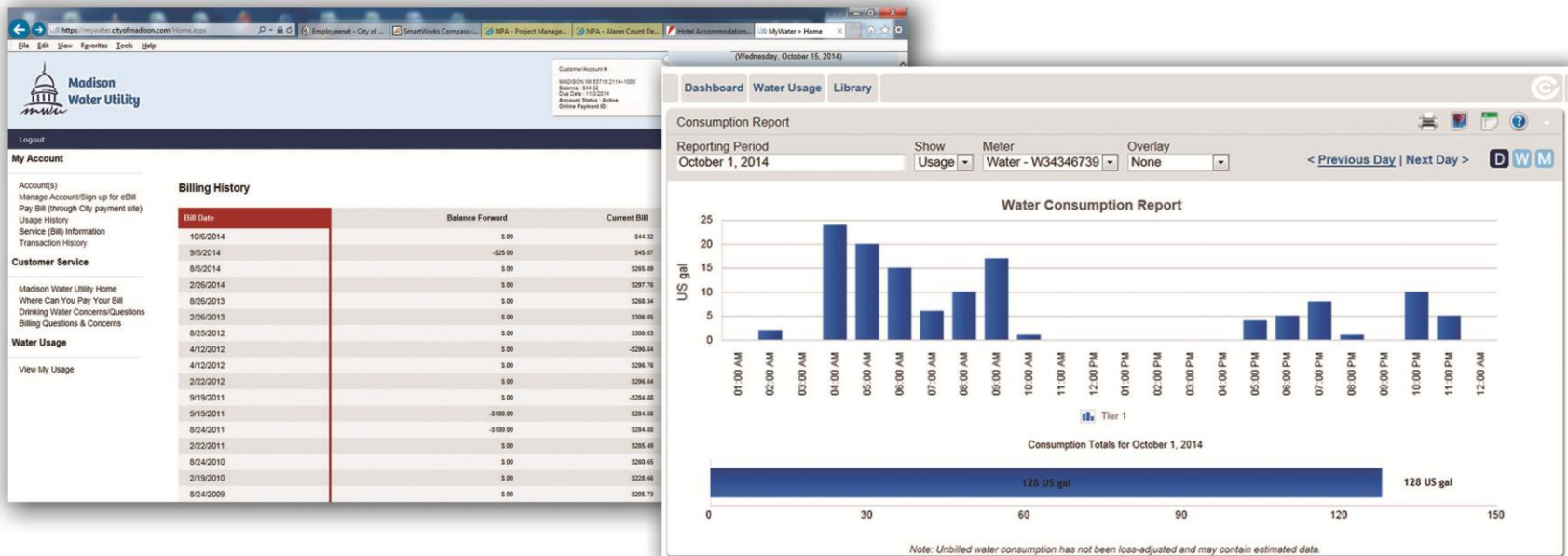


AMI Technology & Customer Conservation



Amy Barrilleaux
Public Information Officer
Madison Water Utility



The Read-o-Matic Problem



#EveryDropMadison



\$13M Investment in AMI



#EveryDropMadison



\$13M Investment in AMI



\$13M Investment in AMI

- Monthly billing (gallons)



\$13M Investment in AMI

- Monthly billing (gallons)
- Improved leak detection



\$13M Investment in AMI

- Monthly billing (gallons)
- Improved leak detection
- Customer conservation



\$13M Investment in AMI



Leak Detection

#EveryDropMadison





#EveryDropMadison





#EveryDropMadison





#EveryDropMadison





#EveryDropMadison





#EveryDropMadison



#EveryDropMadison





#EveryDropMadison





#EveryDropMadison





#EveryDropMadison





#EveryDropMadison



Leak Detection

- More than 1,000 customers contacted
- Continue to call and investigate high usage
- Notify customers about Toilet Rebate



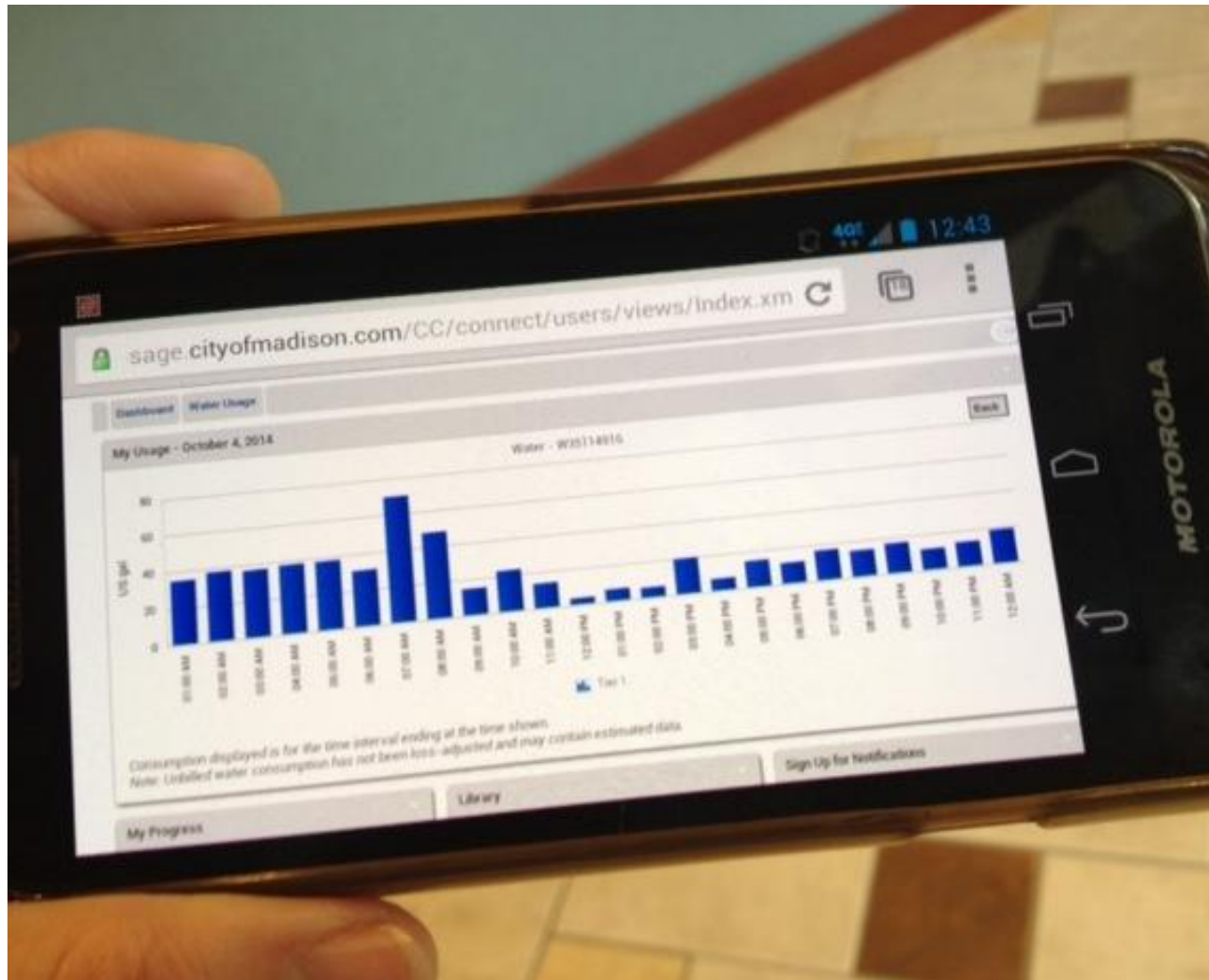
The big leap...



#EveryDropMadison



The big leap...



#EveryDropMadison



The big leap...



#EveryDropMadison



Detailed Data

Consumption Report



Reporting Period

May 1, 2015 - May 31, 2015

Show

Usage

Meter

Water - W34346739

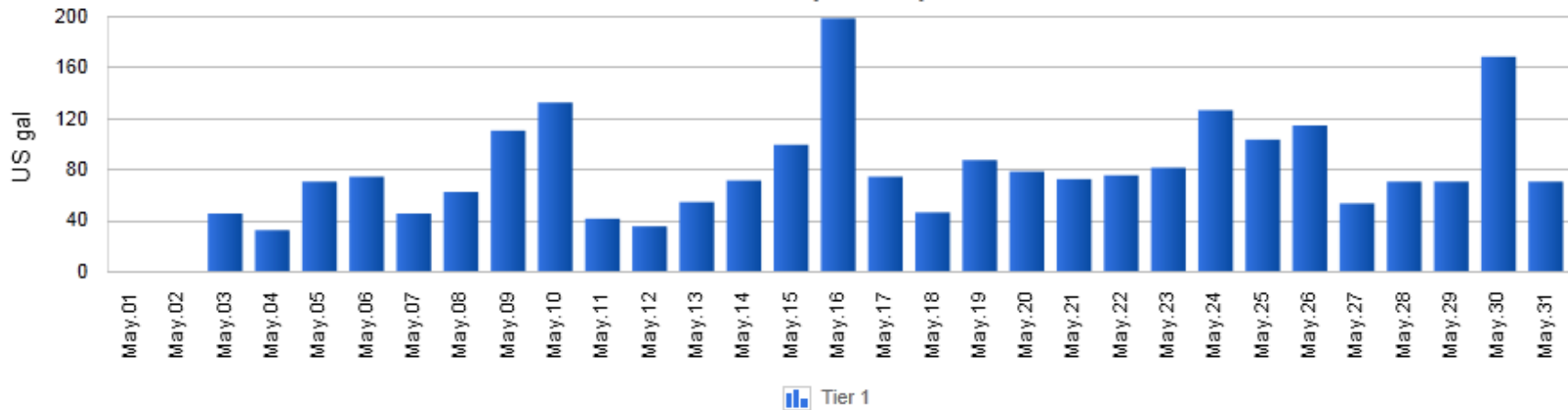
Overlay

None

[< Previous Month](#) | [Next Month >](#)

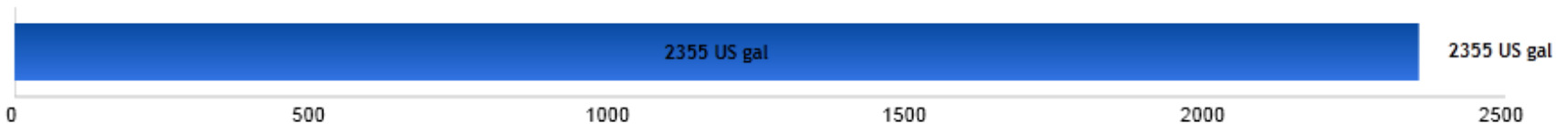


Water Consumption Report



Tier 1

Consumption Totals for May 1, 2015 to May 31, 2015



Note: Water usage as presented in the monthly graph does not correspond with the billing period of your monthly bill.

#EveryDropMadison



Detailed Data

Consumption Report



Reporting Period
May 16, 2015

Show
Usage

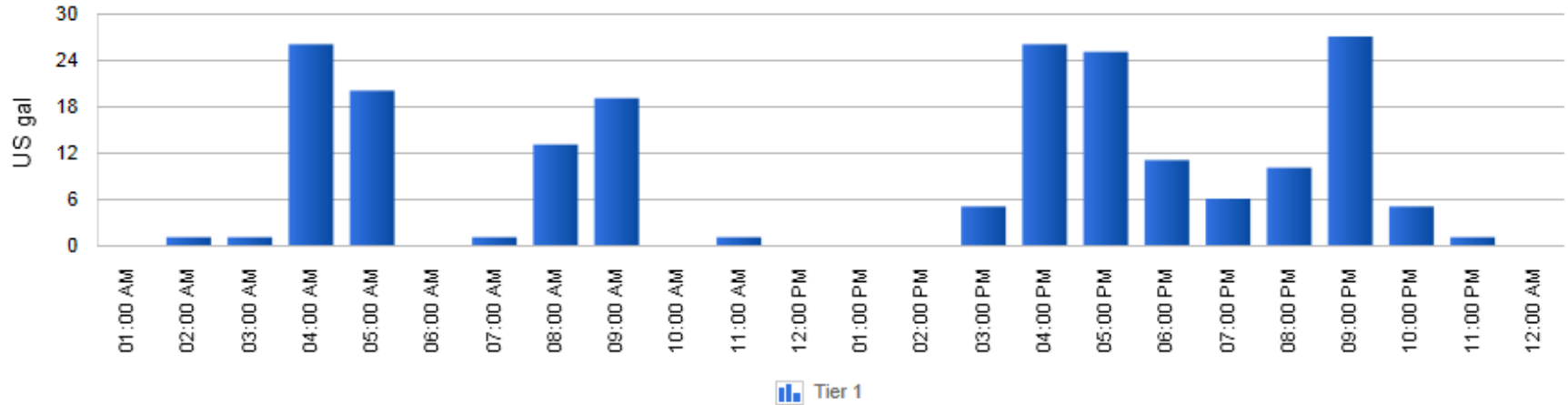
Meter
Water - W34346739

Overlay
None

< Previous Day | Next Day >

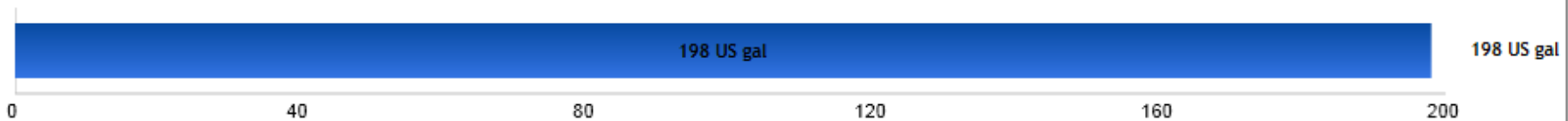
D W M

Water Consumption Report



Tier 1

Consumption Totals for May 16, 2015



Note: Water usage as presented in the monthly graph does not correspond with the billing period of your monthly bill.

#EveryDropMadison



Detailed Data

Consumption Report



Reporting Period

May 17, 2015 - May 23, 2015

Show

Usage

Meter

Water - W34346739

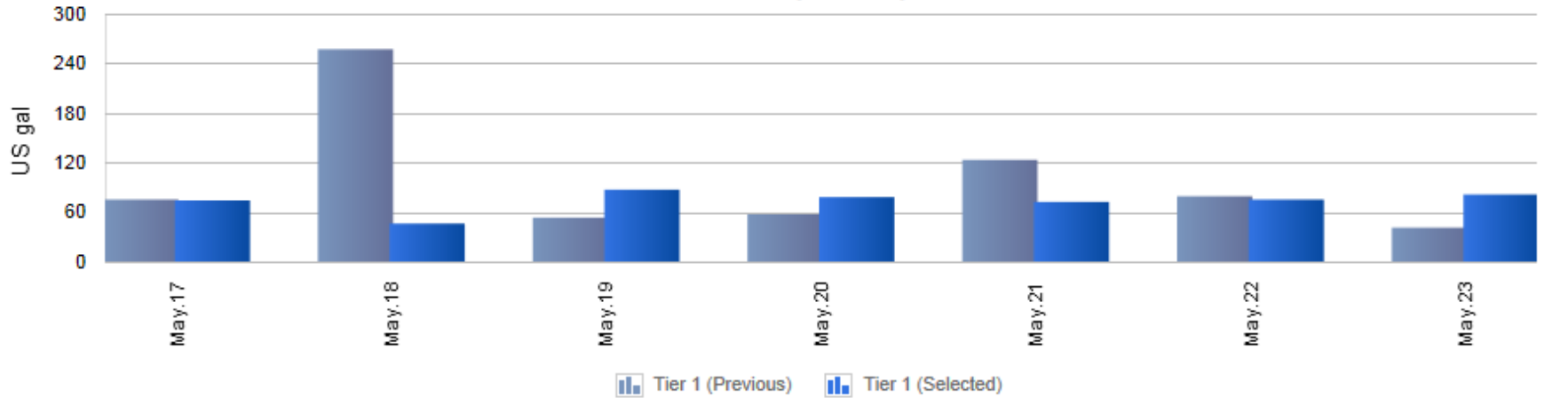
Overlay

Previous Year

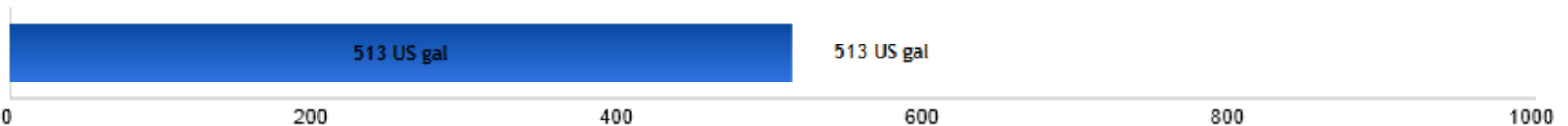
< Previous Week | Next Week >



Water Consumption Report



Consumption Totals for May 17, 2015 to May 23, 2015



Note: Water usage as presented in the monthly graph does not correspond with the billing period of your monthly bill.


#EveryDropMadison




Detailed Data

Notification Settings Save Cancel

We can help you monitor your usage. Set your threshold(s) and we will send alerts when the threshold is exceeded.

Water 

- Alert me when my monthly usage consumption exceeds US gal
- Alert me when my weekly usage consumption exceeds US gal
- Alert me when my daily usage consumption exceeds US gal

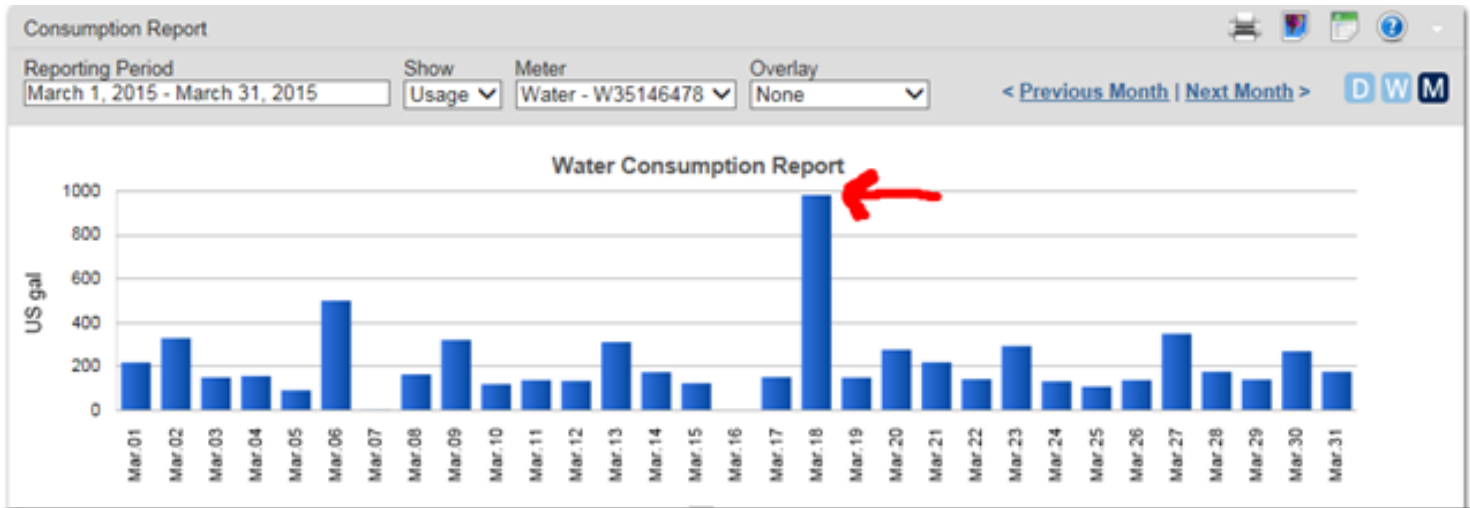
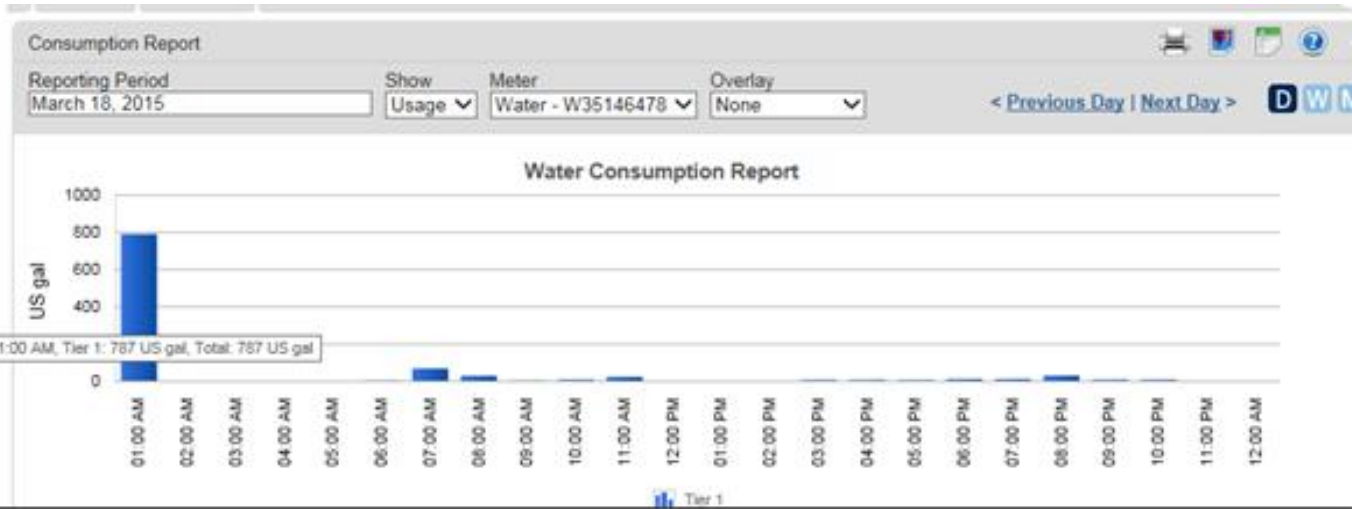
I want to receive general notifications about utility programs 

My Notification Contact Methods

- My web portal account
- Email to:
[+ Add email](#)




Road Bumps



#EveryDropMadison





#EveryDropMadison



AMI Technology & Customer Conservation



Amy Barrilleaux
Public Information Officer
Madison Water Utility

