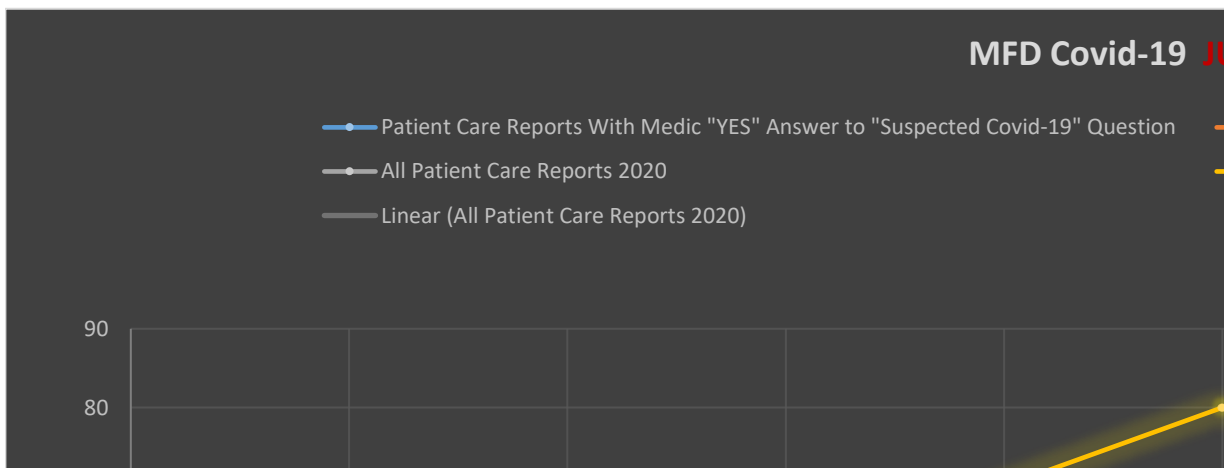
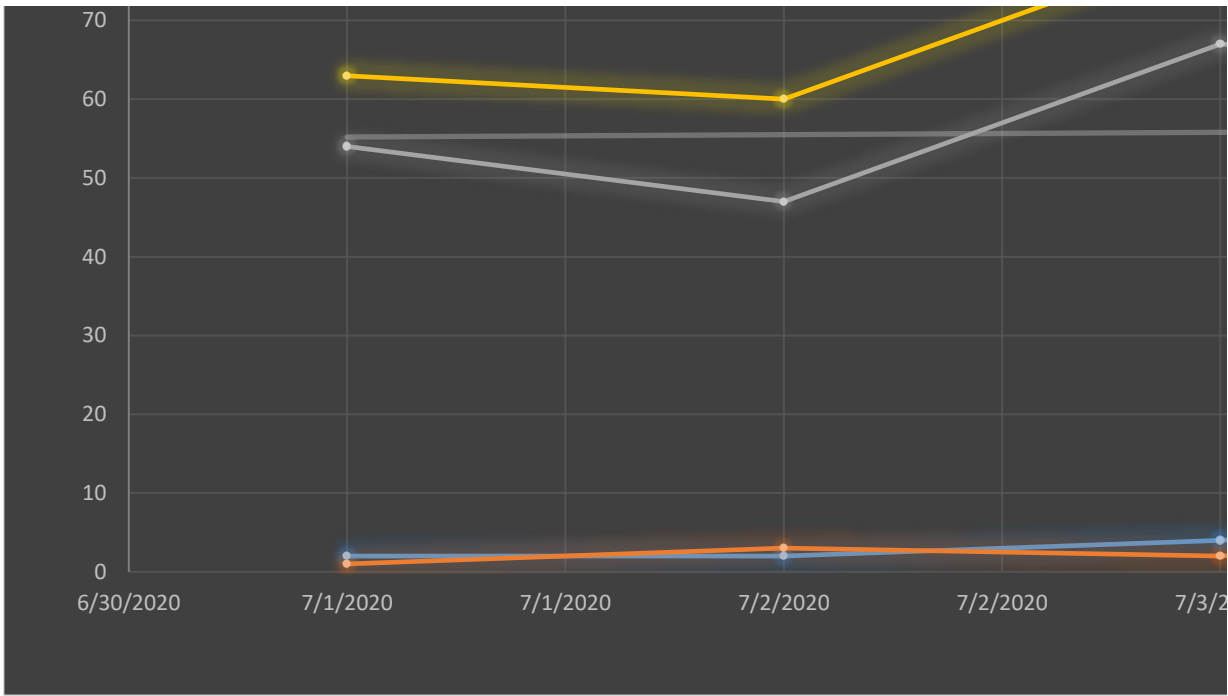


Date	Patient Care Reports With Medic "YES " Answer to "Suspected Covid- 19 " Question	Patient Care Reports With Respiratory or Infectious Complaint	All Patient Care Reports 2020	All Patient Care Reports 2019	Percent Change in Patient Care Reports 2019-2020
3/9/2020	0	9	58	65	-10.8%
3/10/2020	0	11	48	62	-22.6%
3/11/2020	0	10	62	58	6.9%
3/12/2020	0	11	63	68	-7.4%
3/13/2020	0	13	58	73	-20.5%
3/14/2020	0	7	39	44	-11.4%
3/15/2020	0	8	48	53	-9.4%
3/16/2020	0	11	60	56	7.1%
3/17/2020	2	7	55	38	44.7%
3/18/2020	9	2	44	59	-25.4%
3/19/2020	8	6	39	62	-37.1%
3/20/2020	13	11	48	55	-12.7%
3/21/2020	10	11	40	56	-28.6%
3/22/2020	6	8	47	48	-2.1%
3/23/2020	4	4	42	77	-45.5%
3/24/2020	22	15	59	56	5.4%
3/25/2020	15	9	53	47	12.8%
3/26/2020	20	9	43	61	-29.5%
3/27/2020	7	7	56	56	0.0%
3/28/2020	8	9	42	58	-27.6%
3/29/2020	17	11	55	52	5.8%
3/30/2020	14	13	46	58	-20.7%
3/31/2020	10	4	52	61	-14.8%
4/1/2020	11	9	53	54	-1.9%
4/2/2020	8	6	36	51	-29.4%
4/3/2020	9	5	38	53	-28.3%
4/4/2020	12	9	48	63	-23.8%
4/5/2020	9	10	52	53	-1.9%
4/6/2020	8	5	42	73	-42.5%
4/7/2020	14	5	55	59	-6.8%
4/8/2020	7	6	43	52	-17.3%
4/9/2020	9	4	37	54	-31.5%
4/10/2020	7	11	48	46	4.3%
4/11/2020	4	5	39	53	-26.4%
4/12/2020	6	9	38	52	-26.9%
4/13/2020	12	8	41	62	-33.9%
4/14/2020	15	8	34	58	-41.4%
4/15/2020	10	5	46	64	-28.1%
4/16/2020	10	5	54	61	-11.5%

4/17/2020	8	5	45	51	-11.8%
4/18/2020	7	3	52	62	-16.1%
4/19/2020	4	6	45	57	-21.1%
4/20/2020	10	8	47	52	-9.6%
4/21/2020	6	6	38	66	-42.4%
4/22/2020	7	7	34	71	-52.1%
4/23/2020	9	10	49	55	-10.9%
4/24/2020	6	5	50	67	-25.4%
4/25/2020	7	7	44	71	-38.0%
4/26/2020	8	6	44	43	2.3%
4/27/2020	3	4	49	66	-25.8%
4/28/2020	5	4	30	68	-55.9%
4/29/2020	6	6	29	71	-59.2%
4/30/2020	5	5	42	65	-35.4%
5/1/2020	6	6	53	65	-18.5%
5/2/2020	6	4	49	78	-37.2%
5/3/2020	3	4	35	61	-42.6%
5/4/2020	2	1	38	64	-40.6%
5/5/2020	10	5	48	60	-20.0%
5/6/2020	4	4	38	60	-36.7%
5/7/2020	4	2	49	64	-23.4%
5/8/2020	3	6	36	58	-37.9%
5/9/2020	3	3	34	62	-45.2%
5/10/2020	3	2	31	49	-36.7%
5/11/2020	4	6	45	55	-18.2%
5/12/2020	5	5	38	56	-32.1%
5/13/2020	4	5	45	50	-10.0%
5/14/2020	4	5	50	64	-21.9%
5/15/2020	4	3	51	74	-31.1%
5/16/2020	9	6	55	62	-11.3%
5/17/2020	5	3	35	60	-41.7%
5/18/2020	8	9	56	49	14.3%
5/19/2020	5	8	44	65	-32.3%
5/20/2020	5	5	47	65	-27.7%
5/21/2020	6	5	53	62	-14.5%
5/22/2020	6	4	44	59	-25.4%
5/23/2020	6	6	49	62	-21.0%
5/24/2020	1	4	50	56	-10.7%
5/25/2020	2	4	55	44	25.0%
5/26/2020	8	5	65	51	27.5%
5/27/2020	15	17	72	59	22.0%
5/28/2020	7	6	53	73	-27.4%
5/29/2020	6	8	56	63	-11.1%
5/30/2020	5	4	47	64	-26.6%
5/31/2020	2	1	49	59	-16.9%
6/1/2020	7	13	58	43	34.9%
6/2/2020	2	5	63	63	0.0%

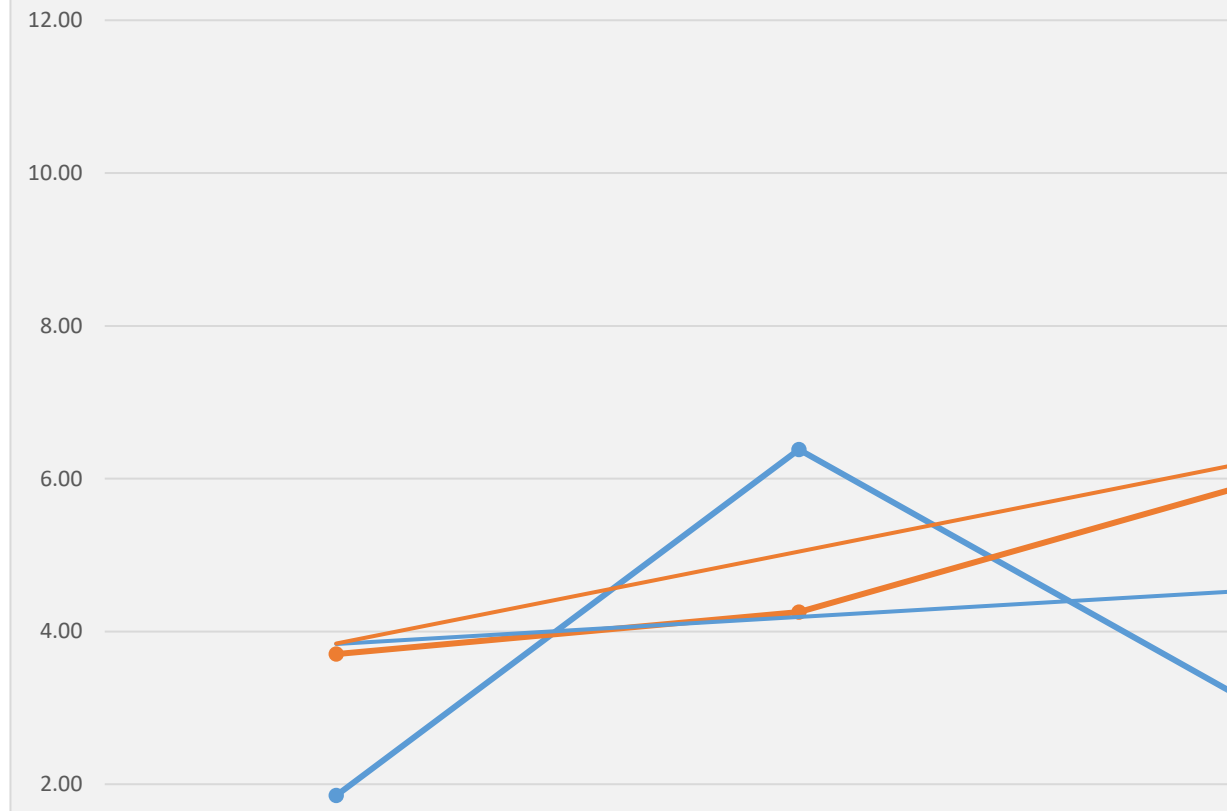
6/3/2020	2	4	68	49	38.8%
6/4/2020	9	8	66	60	10.0%
6/5/2020	2	4	49	53	-7.5%
6/6/2020	7	7	54	64	-15.6%
6/7/2020	6	8	60	60	0.0%
6/8/2020	3	10	59	49	20.4%
6/9/2020	6	6	65	62	4.8%
6/10/2020	4	2	67	42	59.5%
6/11/2020	4	8	59	63	-6.3%
6/12/2020	3	2	59	63	-6.3%
6/13/2020	5	7	45	62	-27.4%
6/14/2020	1	2	45	59	-23.7%
6/15/2020	4	4	57	59	-3.4%
6/16/2020	3	6	57	69	-17.4%
6/17/2020	7	3	59	58	1.7%
6/18/2020	2	3	53	61	-13.1%
6/19/2020	7	6	52	53	-1.9%
6/20/2020	3	3	58	55	5.5%
6/21/2020	3	4	54	51	5.9%
6/22/2020	6	2	58	61	-4.9%
6/23/2020	6	9	52	65	-20.0%
6/24/2020	3	1	40	67	-40.3%
6/25/2020	3	4	50	59	-15.3%
6/26/2020	8	7	56	66	-15.2%
6/27/2020	5	3	44	62	-29.0%
6/28/2020	2	3	54	47	14.9%
6/29/2020	6	4	57	72	-20.8%
6/30/2020	2	2	72	63	14.3%
7/1/2020	2	1	54	63	-14.3%
7/2/2020	2	3	47	60	-21.7%
7/3/2020	4	2	67	80	-16.3%
7/4/2020	7	6	64	53	20.8%
7/5/2020	3	1	47	57	-17.5%





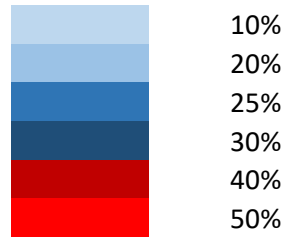
Percentage of Patient Care Reports with Resp or Medic-Suspected

- Percentage of all Patient Care Reports having Resp
- Percentage of all Patient Care Reports with Medic
- Linear (Percentage of all Patient Care Reports hav
- Linear (Percentage of all Patient Care Reports with





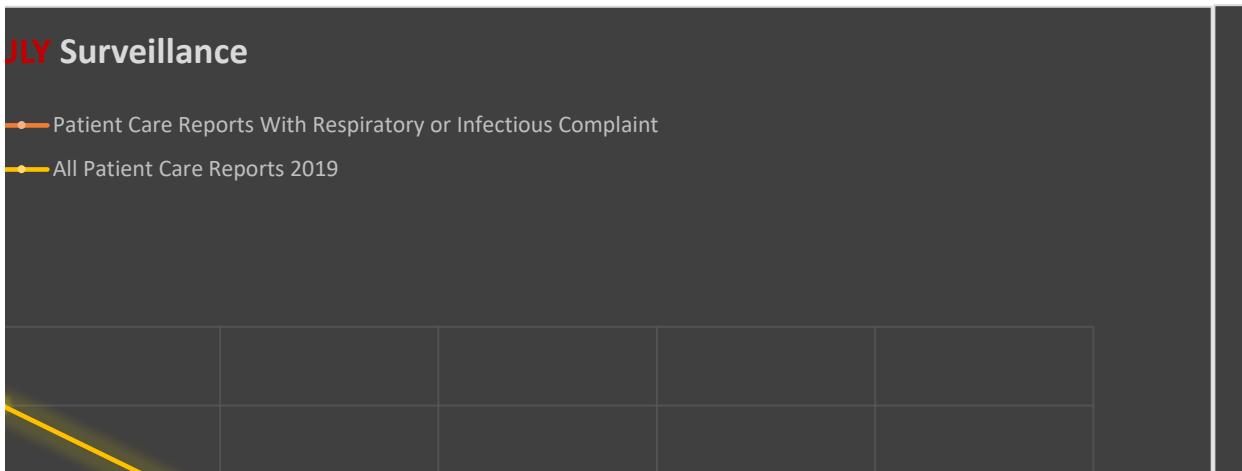
Percentage of all Patient Care Reports having Respiratory or Infectious Complaint	Percentage of all Patient Care Reports with Medic "YES" Answer to "Suspected Covid-19" Question
15.52	0.00
22.92	0.00
16.13	0.00
17.46	0.00
22.41	0.00
17.95	0.00
16.67	0.00
18.33	0.00
12.73	3.64
4.55	20.45
15.38	20.51
22.92	27.08
27.50	25.00
17.02	12.77
9.52	9.52
25.42	37.29
16.98	28.30
20.93	46.51
12.50	12.50
21.43	19.05
20.00	30.91
28.26	30.43
7.69	19.23
16.98	20.75
16.67	22.22
13.16	23.68
18.75	25.00
19.23	17.31
11.90	19.05
9.09	25.45
13.95	16.28
10.81	24.32
22.92	14.58
12.82	10.26
23.68	15.79
19.51	29.27
23.53	44.12
10.87	21.74
9.26	18.52

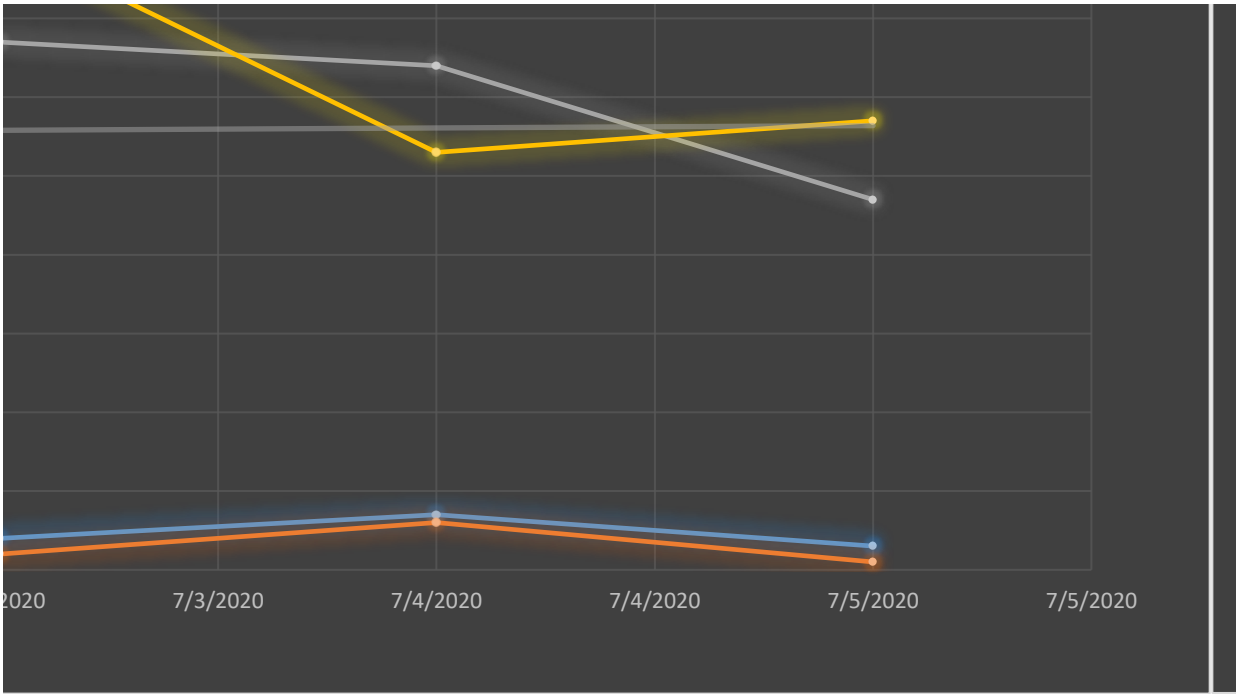


- 14.5% Average **Overall** Daily Decrease in
- 10.6% Average **March** Daily Decrease in C
- 24.9% Average **April** Daily Decrease in Ca
- 20.3% Average **May** Daily Decrease in Cal
- 2.5% Average **June** Daily Change in Calls
- 9.8% Average **July** Daily Change in Calls

11.11	17.78
5.77	13.46
13.33	8.89
17.02	21.28
15.79	15.79
20.59	20.59
20.41	18.37
10.00	12.00
15.91	15.91
13.64	18.18
8.16	6.12
13.33	16.67
20.69	20.69
11.90	11.90
11.32	11.32
8.16	12.24
11.43	8.57
2.63	5.26
10.42	20.83
10.53	10.53
4.08	8.16
16.67	8.33
8.82	8.82
6.45	9.68
13.33	8.89
13.16	13.16
11.11	8.89
10.00	8.00
5.88	7.84
10.91	16.36
8.57	14.29
16.07	14.29
18.18	11.36
10.64	10.64
9.43	11.32
9.09	13.64
12.24	12.24
8.00	2.00
7.27	3.64
7.69	12.31
23.61	20.83
11.32	13.21
14.29	10.71
8.51	10.64
2.04	4.08
22.41	12.07
7.94	3.17

5.88	2.94
12.12	13.64
8.16	4.08
12.96	12.96
13.33	10.00
16.95	5.08
9.23	9.23
2.99	5.97
13.56	6.78
3.39	5.08
15.56	11.11
4.44	2.22
7.02	7.02
10.53	5.26
5.08	11.86
5.66	3.77
11.54	13.46
5.17	5.17
7.41	5.56
3.45	10.34
17.31	11.54
2.50	7.50
8.00	6.00
12.50	14.29
6.82	11.36
5.56	3.70
7.02	10.53
2.78	2.78
1.85	3.70
6.38	4.26
2.99	5.97
9.38	10.94
2.13	6.38





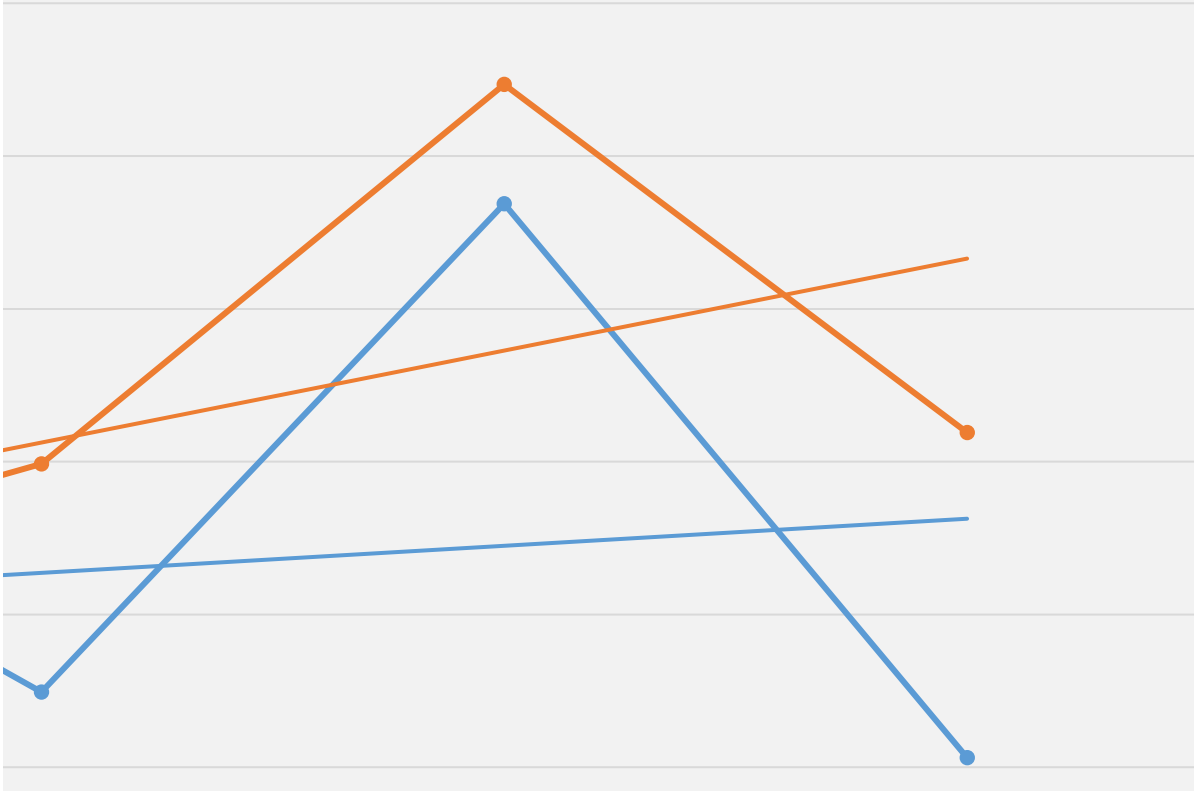
Respiratory/Infectious Complaint I Covid in JULY

Respiratory or Infectious Complaint

:"YES" Answer to "Suspected Covid-19" Question

(Including Respiratory or Infectious Complaint)

(with Medic "YES" Answer to "Suspected Covid-19" Question)



7/3/2020


7/4/2020

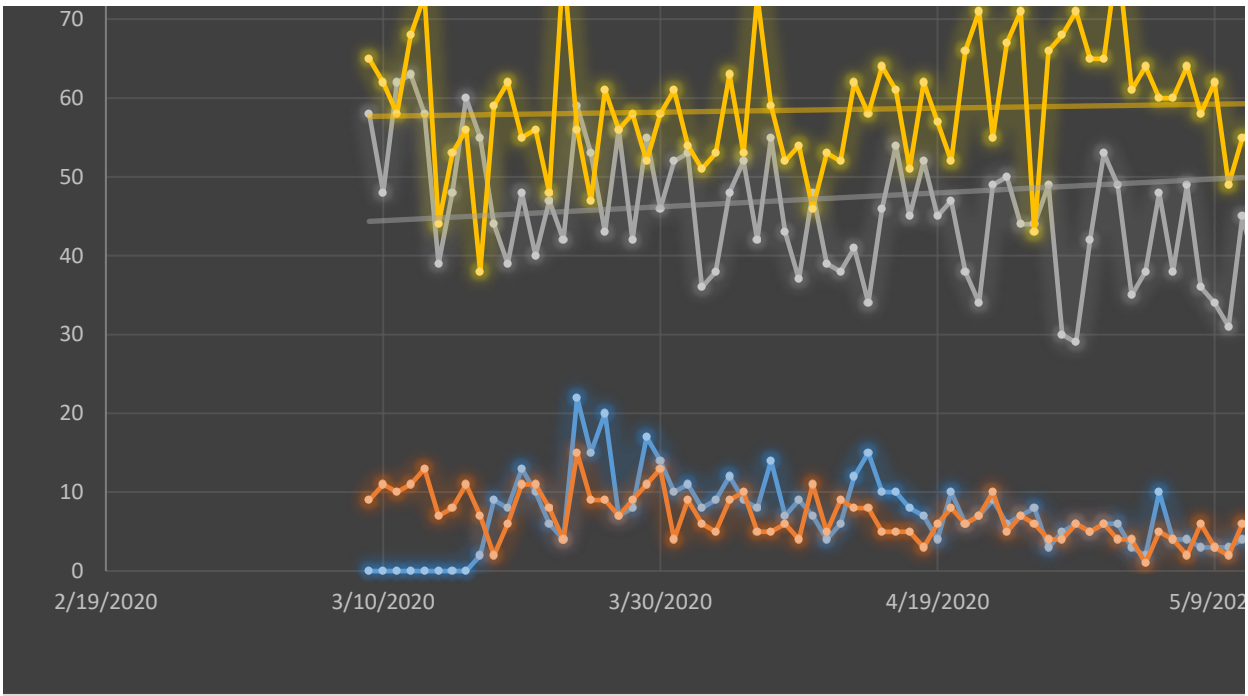
7/5/2020

Calls from 2019
Calls from 2019
Calls from 2019
Calls from 2019
; from 2019
from 2019

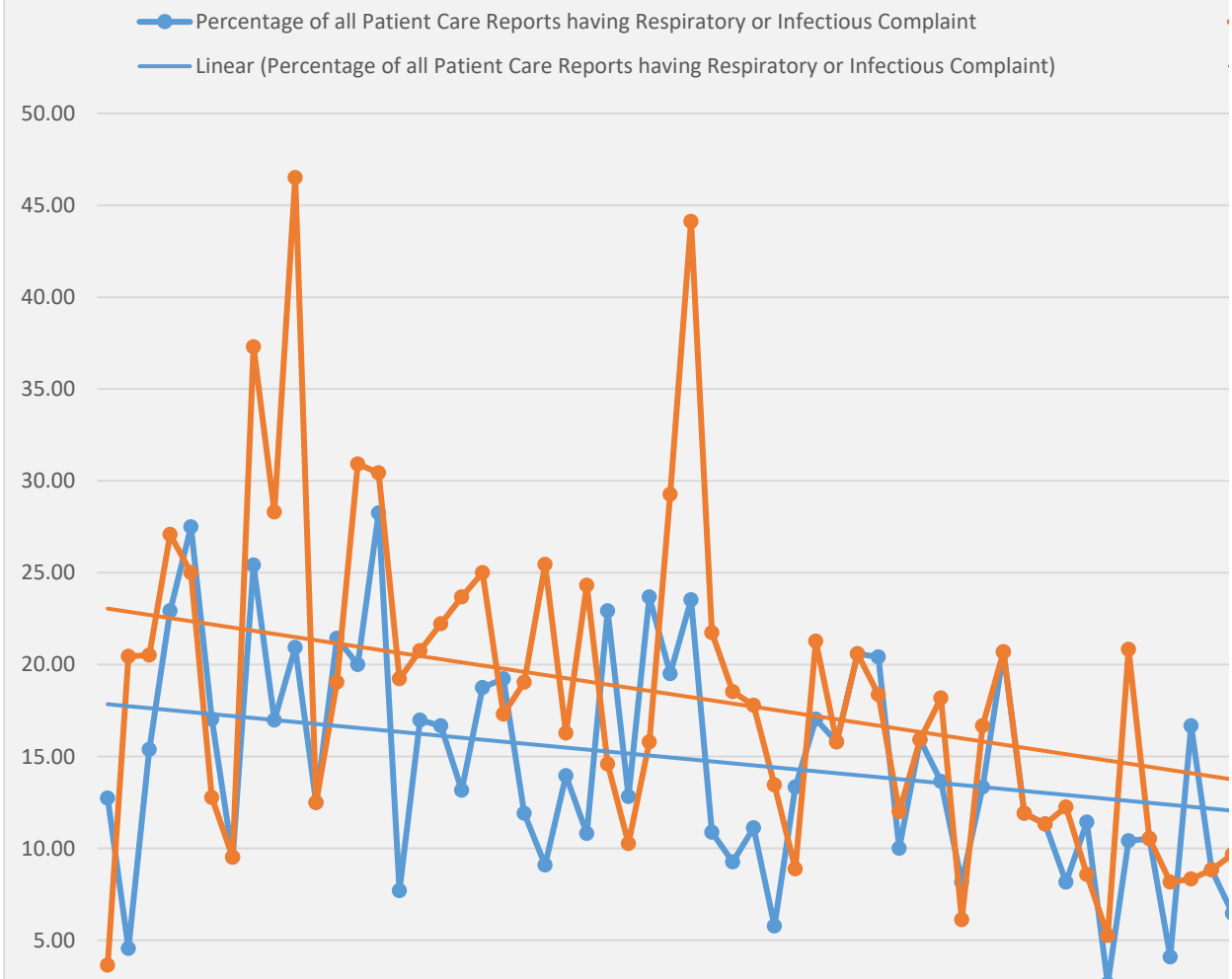
MFD Covid-19 Dai

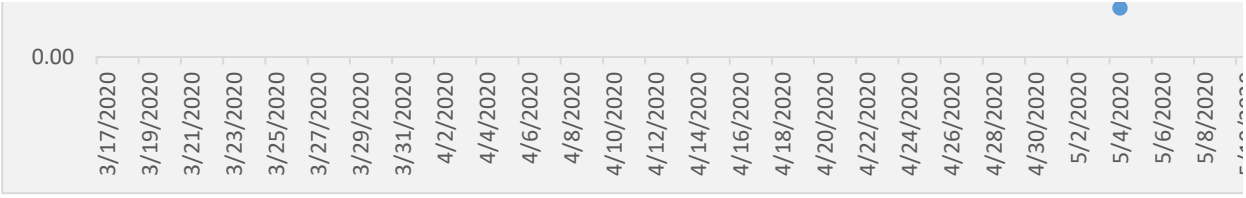
- Patient Care Reports With Medic "YES" Answer to "Suspected Covid-19" Question
- All Patient Care Reports 2020
- Linear (All Patient Care Reports 2020)






Percentage of Patient Care Reports with Respiratory or Infectious Complaints or Medic-Susceptible

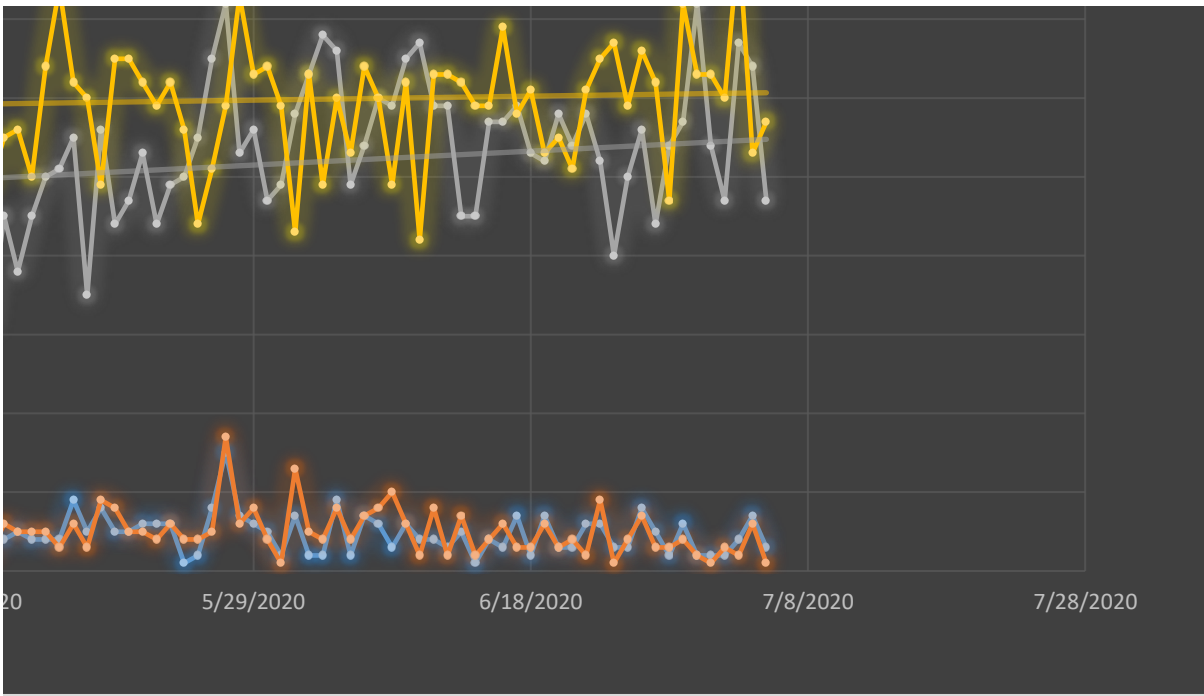




ly Surveillance

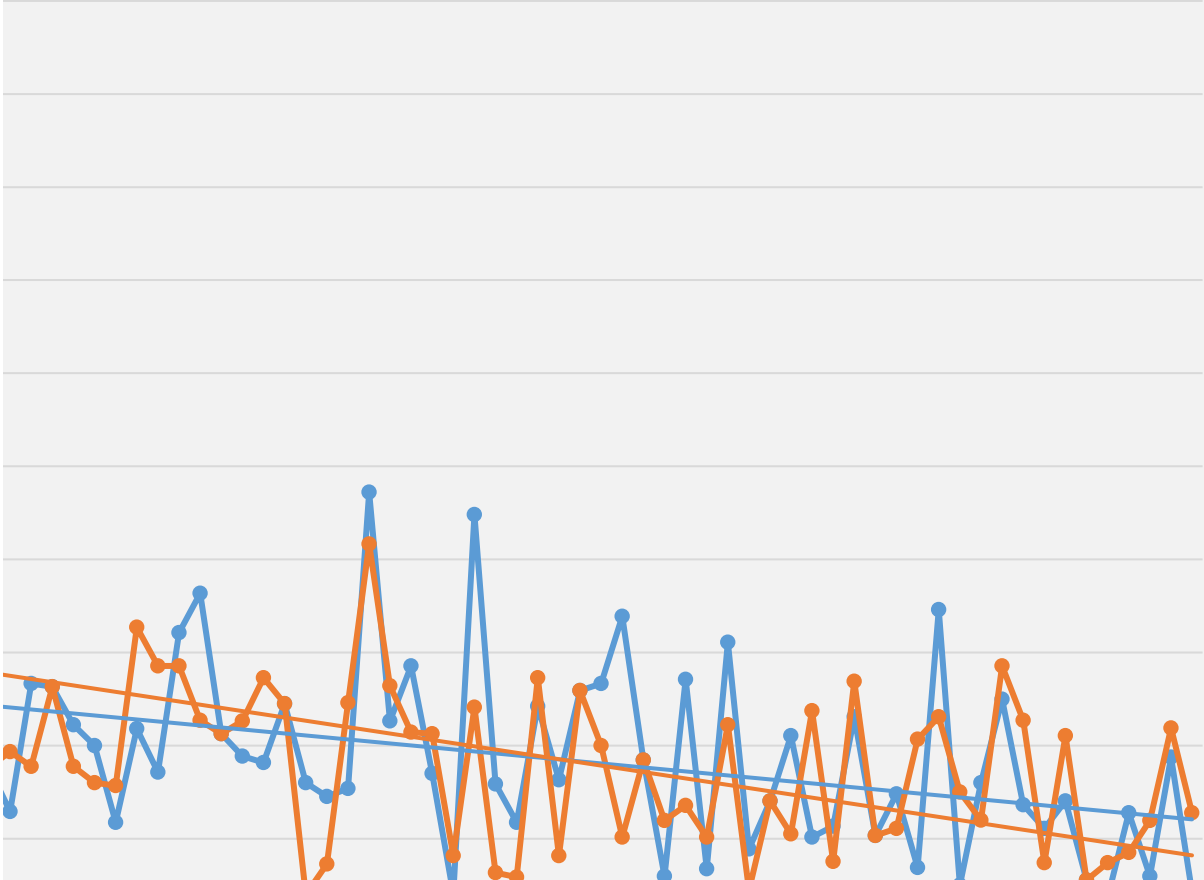
- Patient Care Reports With Respiratory or Infectious Complaint
- All Patient Care Reports 2019
- Linear (All Patient Care Reports 2019)





**ith Respiratory/Infectious Complaint
pected Covid**

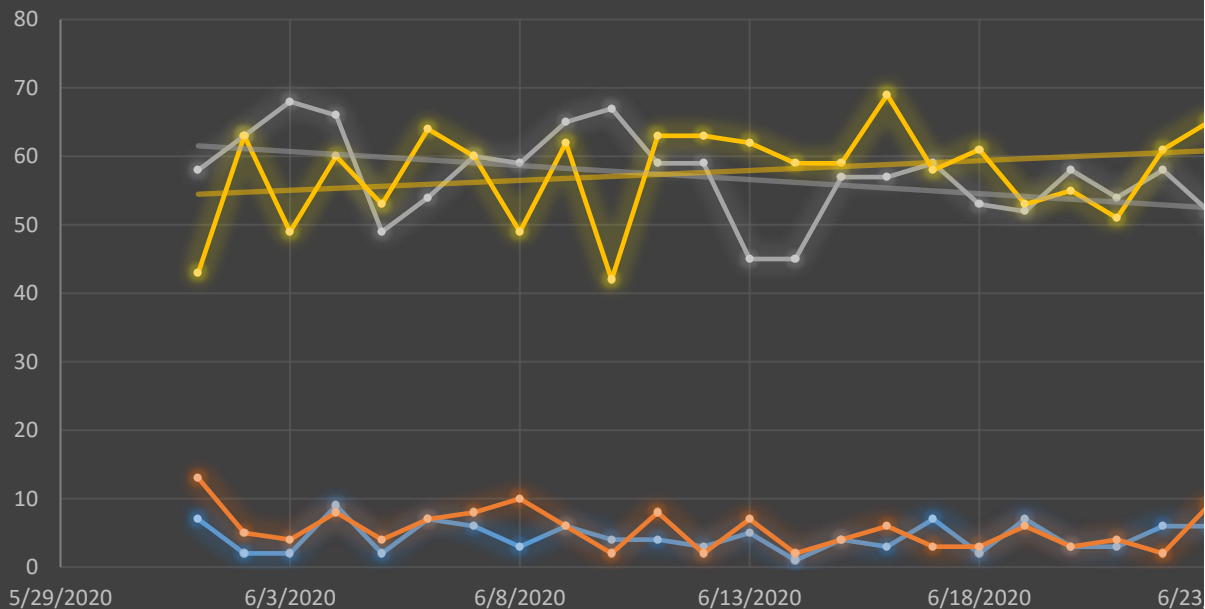
- Percentage of all Patient Care Reports with Medic "YES" Answer to "Suspected Covid-19" Question
- Linear (Percentage of all Patient Care Reports with Medic "YES" Answer to "Suspected Covid-19" Question)





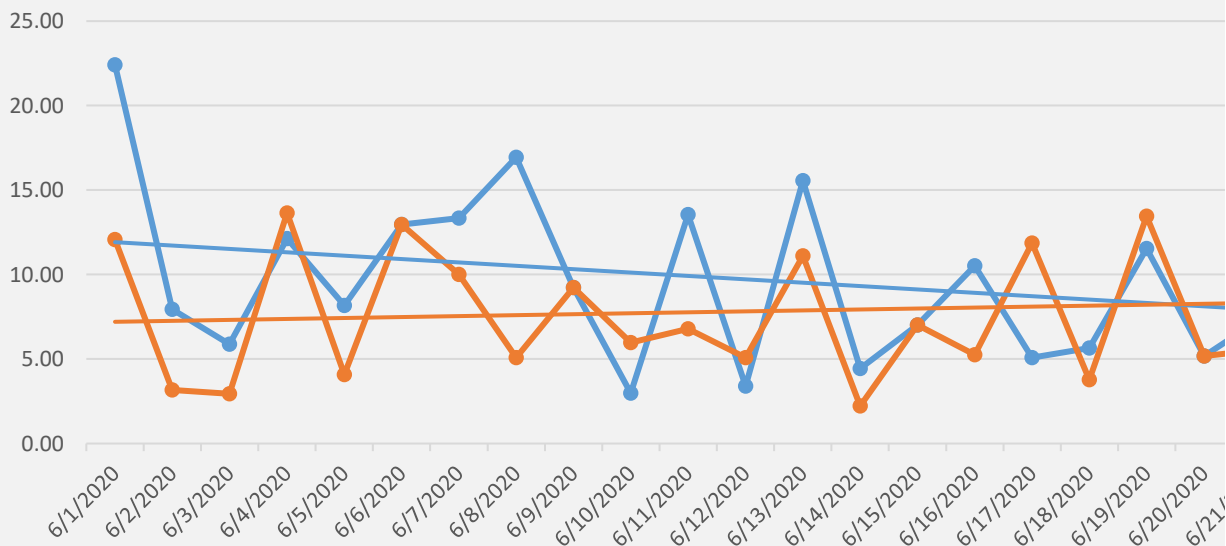
MFD Covid-19 JUNE Surveillance

- Patient Care Reports With Medic "YES" Answer to "Suspected Covid-19"
- Patient Care Reports With Respiratory or Infectious Complaint
- All Patient Care Reports 2020
- All Patient Care Reports 2019
- Linear (All Patient Care Reports 2020)

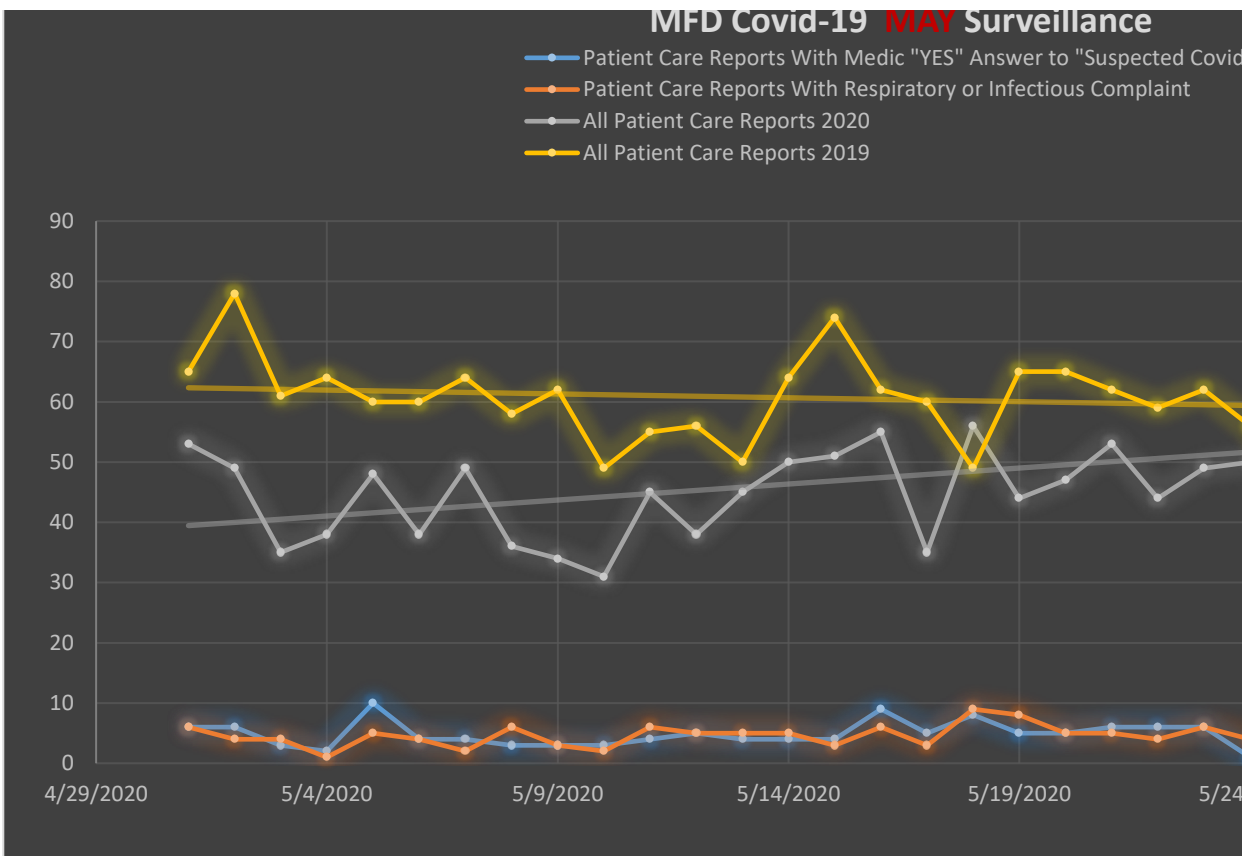


Percentage of Patient Care Reports with Respiratory or Medic-Suspected Covid in JU

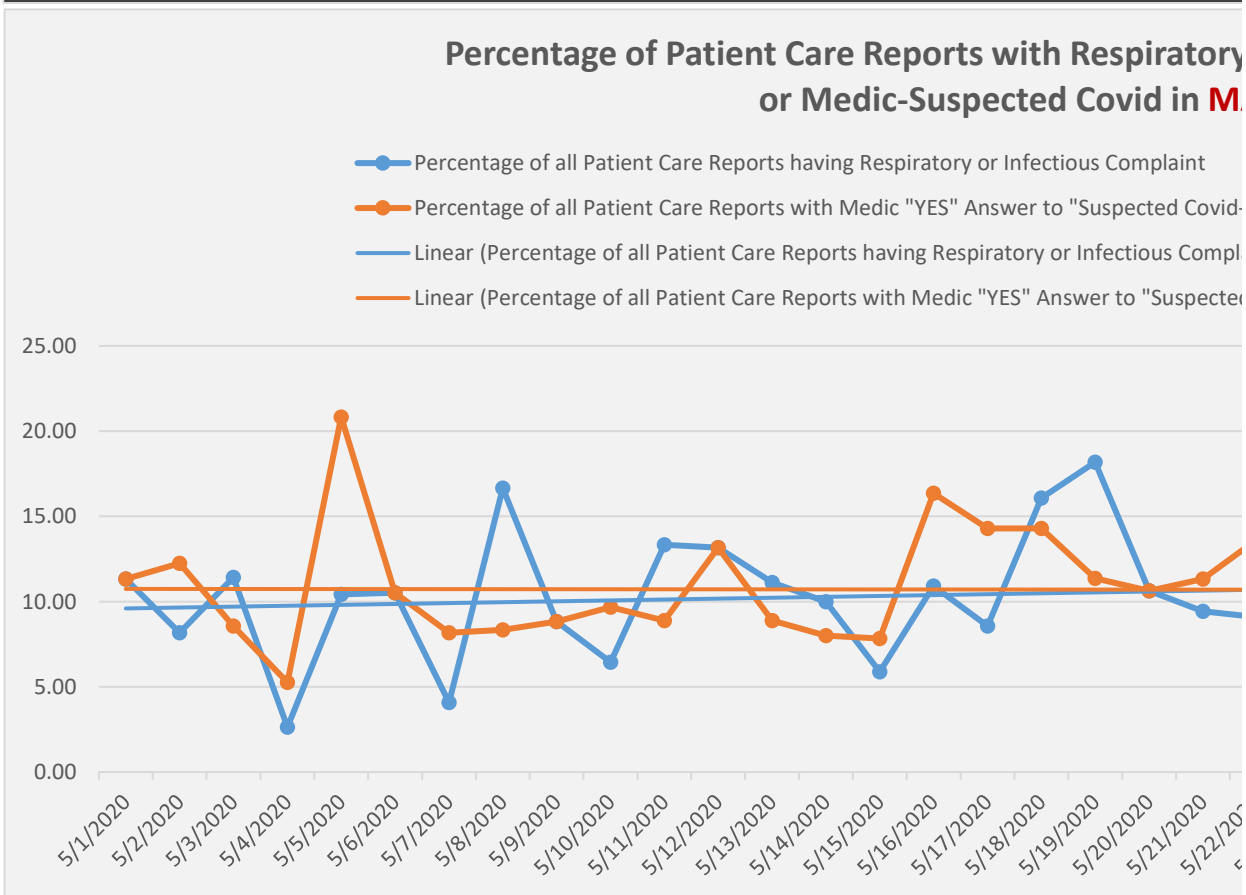
- Percentage of all Patient Care Reports having Respiratory or Infectious Complaint
- Percentage of all Patient Care Reports with Medic "YES" Answer to "Suspected Covid-19"
- Linear (Percentage of all Patient Care Reports having Respiratory or Infectious Complaint)
- Linear (Percentage of all Patient Care Reports with Medic "YES" Answer to "Suspected Covid-19")



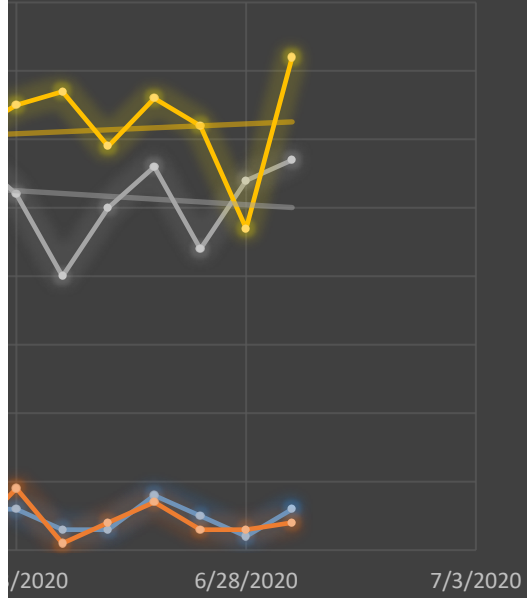
MFD Covid-19 MAY Surveillance



Percentage of Patient Care Reports with Respiratory or Medic-Suspected Covid in M

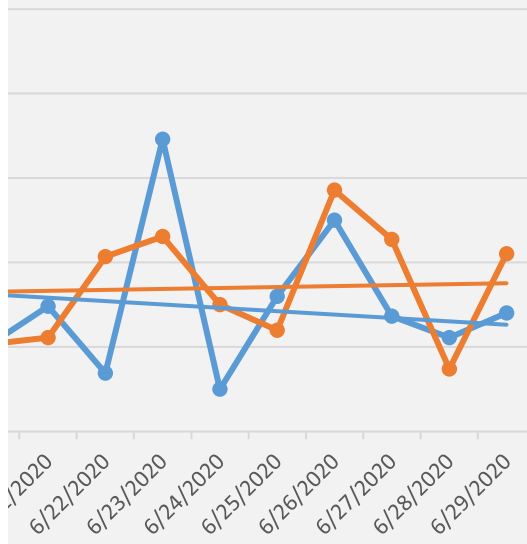


Covid-19" Question

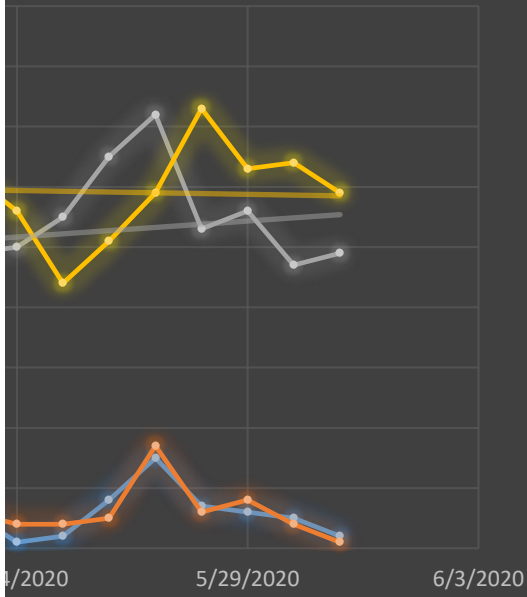


y/Infectious Complaint LINE

-19" Question
(Infectious Complaint)
(and Covid-19" Question)



Covid-19 Question



AY/Infectious Complaint

AY

Covid-19 Question

(Infectious Complaint)

(and Covid-19 Question)

