



2025 Capital Budget: Agency Request Overview

Finance Committee
May 13, 2024

Agenda

- Key Dates & Navigating Website
- Changes from 2024 Adopted to 2025 Request
- Highlights by Agency
- Borrowing Targets for the Executive Budget
- Upcoming Presentations

Key Dates for 2025 Budget Development

(All dates in 2024)

	Capital	Operating
Kick-Off Meeting	Tuesday, March 19 11:00am	Monday, June 17 1:00pm
Agency Requests Due	Friday, April 19	Friday, July 19
Agency Briefings with Mayor's Office	May 8 – 17	August 12 – 14
Executive Budget introduced to Common Council (CC)	Tuesday, September 10	Tuesday, October 8
Finance Committee (FC) Briefings	September 16 – 17	October 14 – 15
FC Amendment Meeting	September 30	October 28
CC Amendment Week		October 30 – November 8
CC Budget Adoption Meetings		November 12 – 14

Navigating the Budget Website

<https://www.cityofmadison.com/budget>

- Updated regularly at each phase of budget development
- Includes timeline for each phase
- Prior budgets linked at bottom of page

2025 Budget

Budget Outlook

Information Series on Budget

Capital Budget

- [Budget Kickoff](#)
March 19, 2024
- [Agency Requests](#)
April 19, 2024
- [Executive Budget](#)
September 10, 2024
- [Finance Committee Hearings](#)
September 16, 17, & 30, 2024
- [Common Council Hearings](#)
November 12-14, 2024
- [Adopted Budget](#)
January 2025

Operating Budget

- [Budget Kickoff](#)
June 17, 2024
- [Agency Requests](#)
July 19, 2024
- [Executive Budget](#)
October 8, 2024
- [Finance Committee Hearings](#)
October 14, 15, & 28, 2024
- [Common Council Hearings](#)
November 12-14, 2024
- [Adopted Budget](#)
January 2025

Reviewing Agency Requests

Agency proposals include:

- **Agency Request Summary & Analysis:** capital request by year along with summary of key changes from 2024 Adopted to 2025 Agency Request (prepared by Budget Team)
- **Transmittal Memo:** summary memo from department head
- **Capital Proposals:** proposal for each program/ project within the capital request

“Short” forms were used for projects/programs with no proposed changes in funding from 2024 adopted CIP

2025 Capital Budget

Agency Requests

The 2025 Capital Budget planning process began with agencies preparing requests for all items within their capital budget. The links below include the submitted proposals along with overview memos outlining priorities for the 2025 Capital Budget. Note, proposals from Engineering are broken out by section.

- [All Agency Requests PDF](#)

Administration and General Government

- [Finance Department PDF](#)
- [Information Technology PDF](#)
- [Mayor's Office PDF](#)

Planning and Development

- [CDA Redevelopment PDF](#)
- [Community Development Division PDF](#)
- [Economic Development Division PDF](#)
- [Planning Division PDF](#)

Agency Request Summary

Note on CIP Analysis

- Following slides compare the 2025 Request to the 2024 Adopted CIP
- When noting budget changes (e.g. increase in funding request), we are comparing the overlapping years of the CIP (2025 – 2029)
- Comments do not include funding requested in 2030 unless explicitly stated

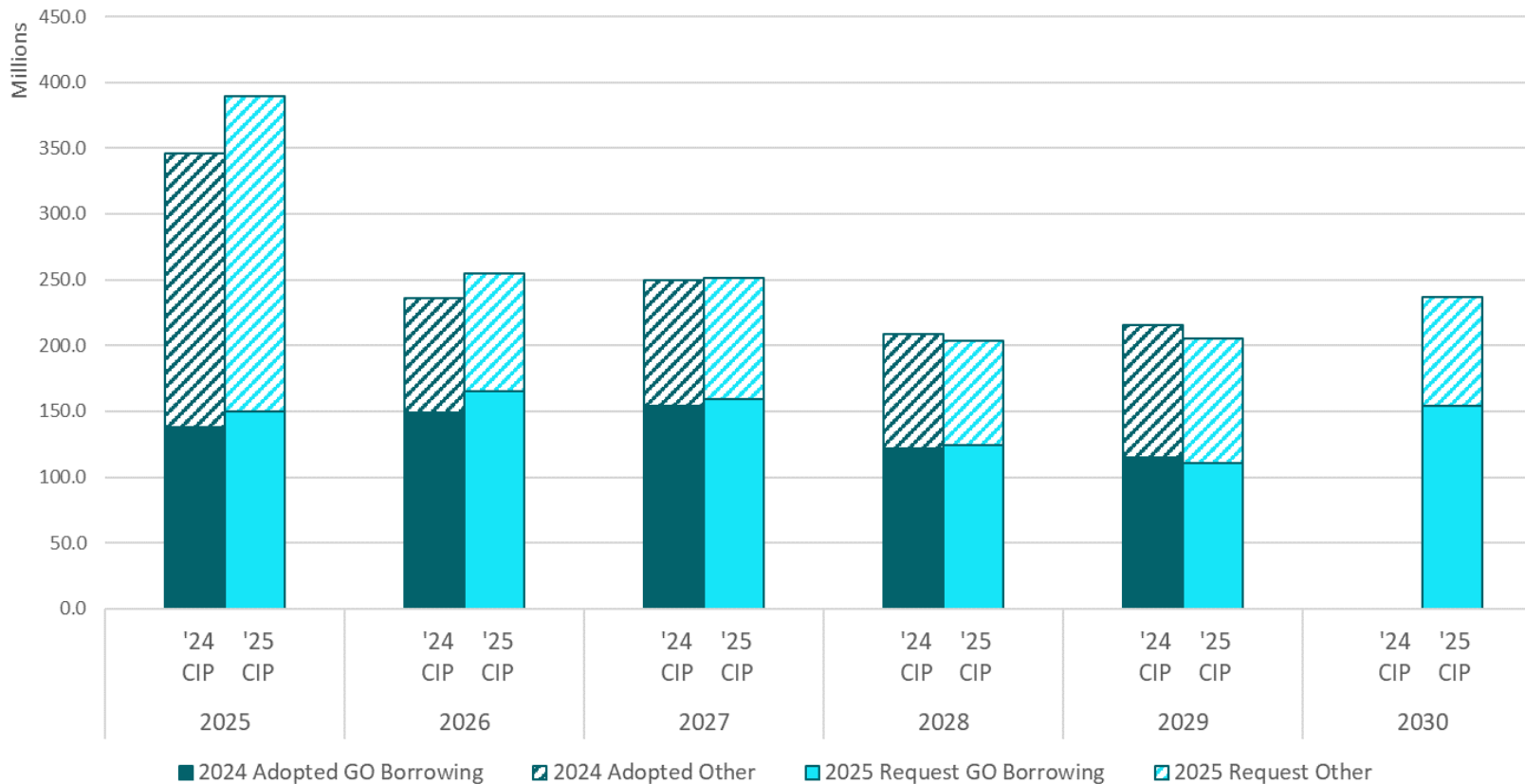
	2024	2025	2026	2027	2028	2029	2030
2024 Adopted CIP	1,000,000	1,000,000	1,000,000	1,000,000	1,000,000	1,000,000	n/a
2025 Request	n/a	1,250,000	1,250,000	1,250,000	1,250,000	1,250,000	1,500,000

2024 Adopted = \$5.0 million

2025 Request = \$6.25 million; \$1.25 million increase

2025 Request is \$48.0m greater than 2024 Adopted CIP

2024 Adopted CIP Compared to 2025 Request
All Funds



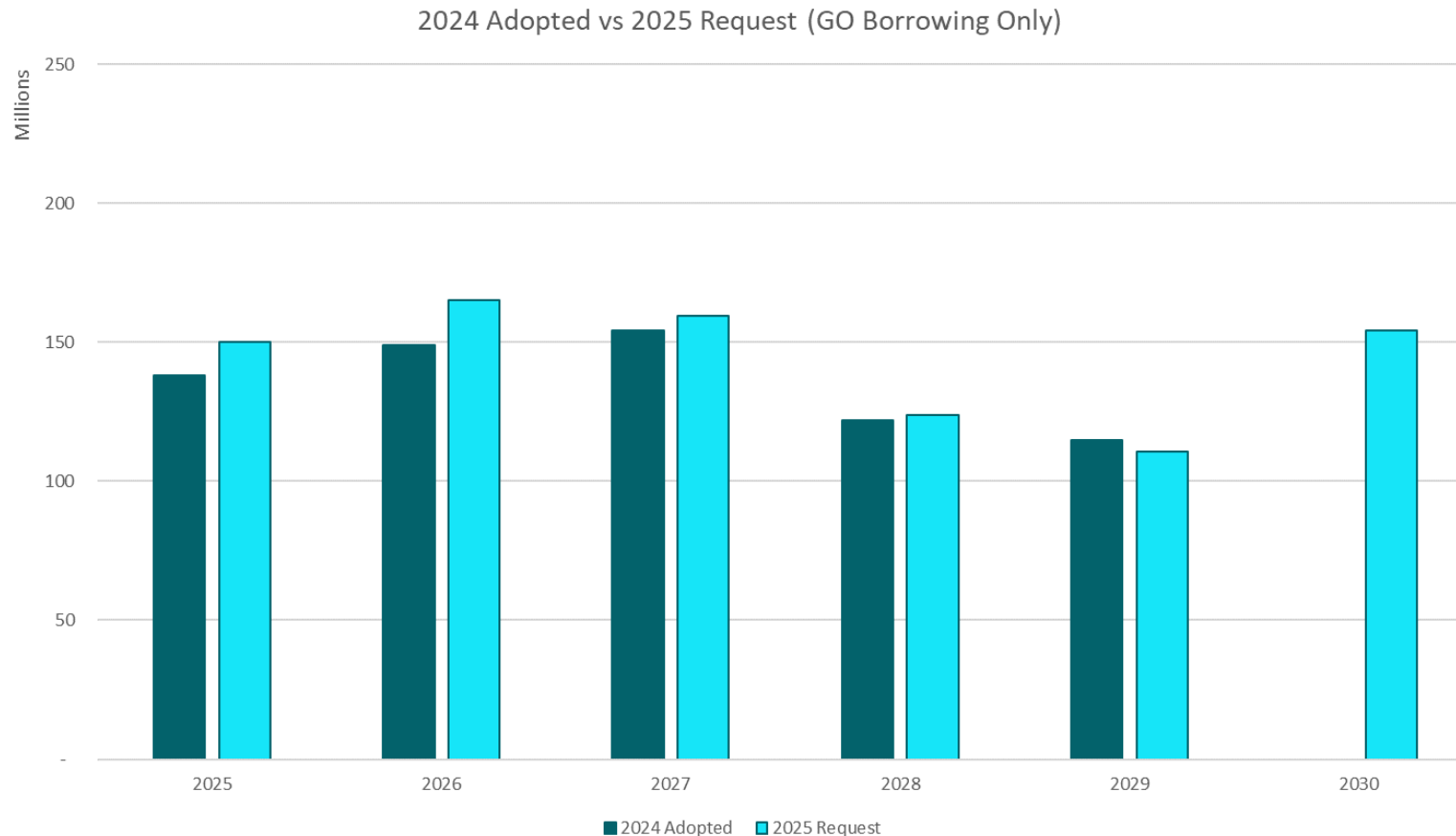
2025 – 2029

- 2025 Request for 2025 - 2029 = \$1.30 billion
- Adds \$48.0 million compared to the same period in 2024 adopted CIP
- \$30.9 million of additional funding is GO borrowing

2030

- Request adds \$236.6 million in 2030, including \$154.3 million in new borrowing

2025 Request includes \$30.9m in new GO borrowing



- Budget guidance for agencies set GO borrowing target to remain at 2024 Adopted CIP levels but allowed scenarios for new funding/project requests.
- Request is 4.6% higher than 2024 adopted CIP
- Adds \$154.3 million in 2030

Major GO Borrowing Increases: \$11.7m added to 2025

Proposals with a \$1m+ increase in GO Borrowing compared to 2024 Adopted CIP

Includes all sources of GO borrowing, including non-general fund borrowing (e.g. utility and TID supported GO)

Amounts below show the increase, not the total project cost

- **Engineering:** \$1.3m Sidewalk Program; \$1.2m Troy Drive Railroad Bridge; \$1.1m Pleasant View Rd Phase 2
- **Fire:** \$1.0m moved from 2026 to 2025 for a training structure
- **Fleet:** \$2.7m moved from 2028 for Fire Apparatus & Rescue Vehicle Replacement
- **Transportation:** \$6.2m in TIF-supported borrowing added for Park Street reconstruction
- **Stormwater:** \$1.0m Lower Badger Mill Creek Pond

Major GO Borrowing Increases: \$16.1m added to 2026

Proposals with a \$1m+ increase in GO Borrowing compared to 2024 Adopted CIP

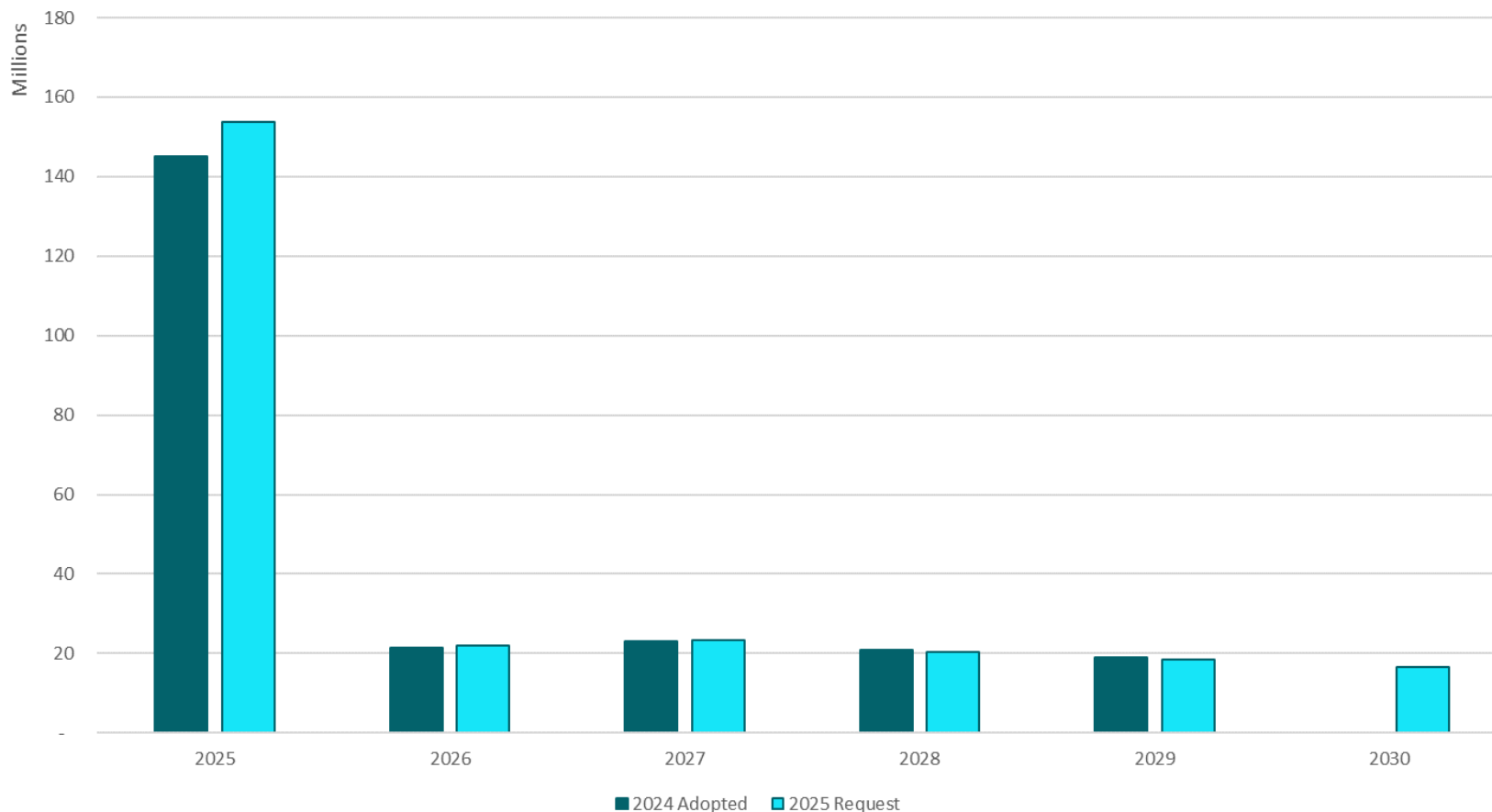
Includes all sources of GO borrowing, including non-general fund borrowing (e.g. utility and TID supported GO)

Amounts below show the increase, not the total project cost

- **Engineering:** \$1.4m Sidewalk Program; \$3.7m High Point/Raymond/Midtown; \$16.0m Regent Street;
- **IT:** \$1.3m Network Ops & Infrastructure, \$1.9m Enterprise Business Solutions
- **Fleet:** \$2.0m moved from 2029 for Fire Apparatus & Rescue Vehicle Replacement
- **Parks:** \$2.3m Park Facility Improvements

Federal & State Funding Assumptions

2024 Adopted vs 2025 Request (State and Federal)

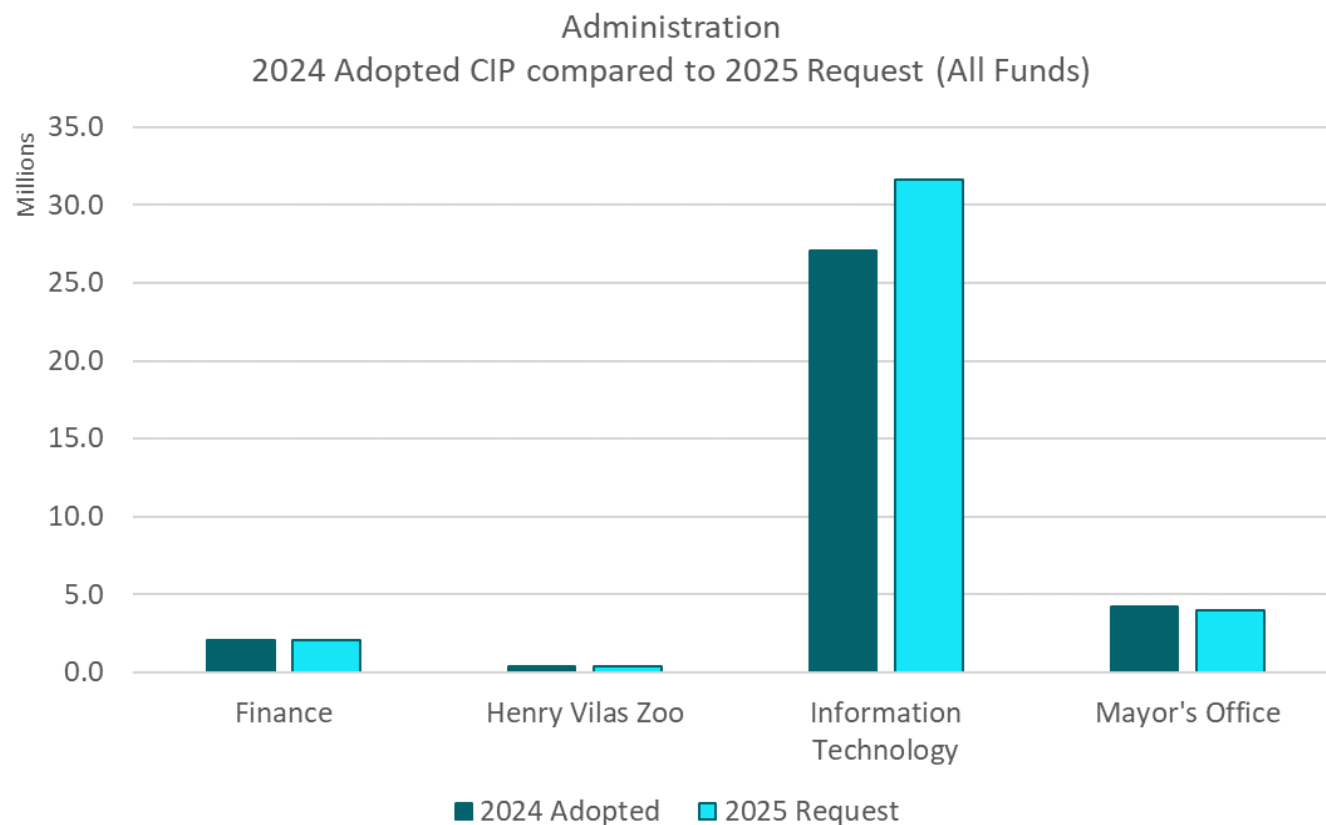


- \$8.6m increase in 2025 primarily driven by federal increases for:
 - \$5.7m - CDA Redevelopment – Triangle Redevelopment (GRRP grant submitted; response expected late summer 2024)
 - \$3.0m- Engineering – Bicycle and Pedestrian –Troy Drive Railroad Bridge
- 83% of federal/state funding in 2025 is associated with North-South BRT

Major Facility Requests

- CDA Redevelopment – Triangle Redevelopment: Project budget increased by \$30.2m to fund Phases 2 and 3 of the project.
- Engineering - Facilities Management – Streets Facility Improvements: \$1.1m increase for fire suppression system repair at Street's East Sycamore location and other anticipated cost increases.
- Fleet - B100 Fueling Infrastructure – new \$750,000 project to install underground fueling infrastructure that is biodiesel compatible.
- Parks – Odana Hills Clubhouse Improvements - \$4.0m increase due to advancing project timeline.
- Transportation – Traffic Engineering and Parking Operations Center - new \$20.0m project to locate Parking Maintenance, Traffic Engineering Field Operations, and Parking Enforcement Officers into Streets Badger Road facility after a portion of Streets personnel relocate to the West facility.

Major Requests by Agency: Administration



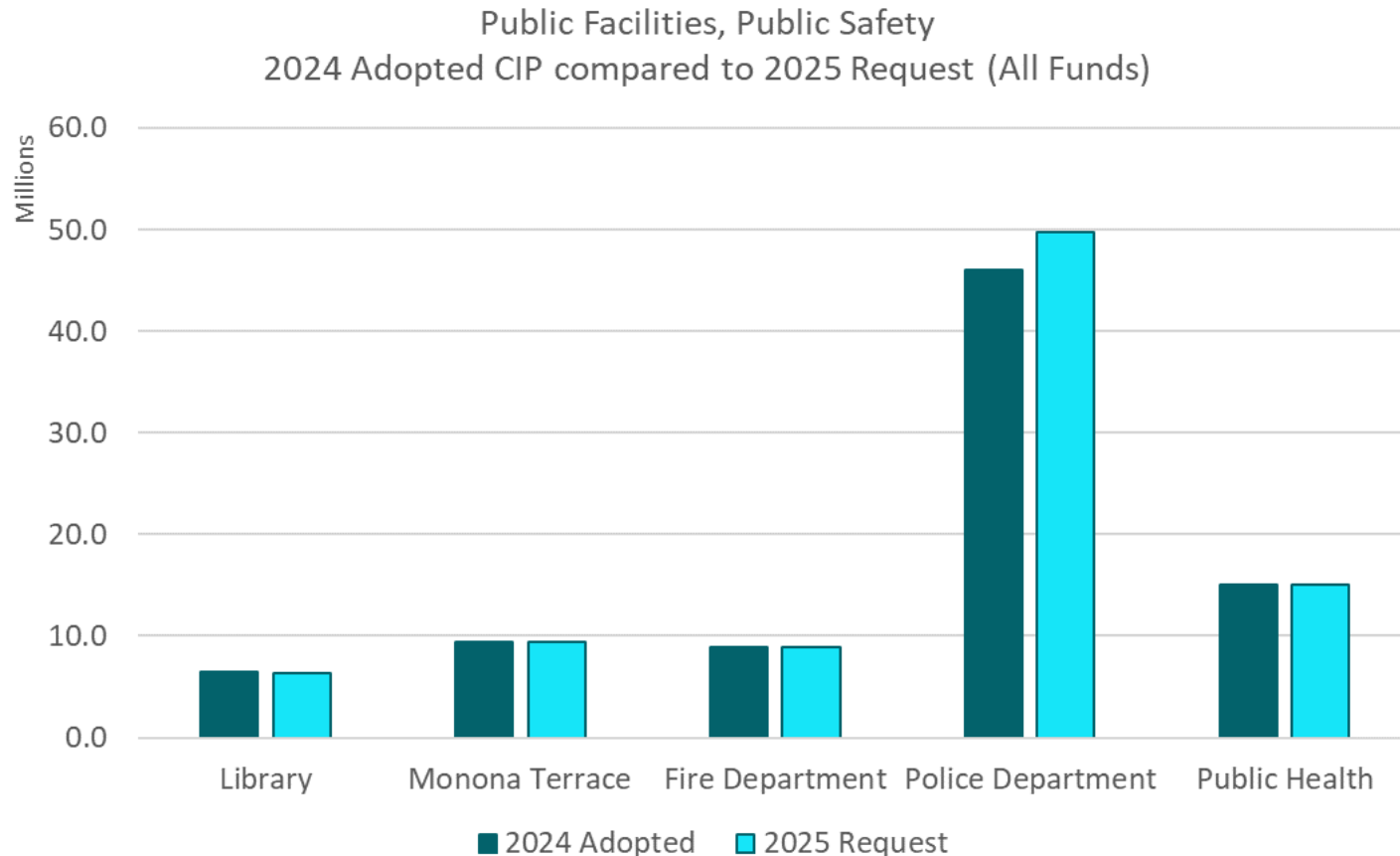
- No change to Finance, Zoo
- Mayor's Office
 - Sustainability Improvements GO Borrowing decreased \$305,000 in 2025 - 2026
- IT:
 - \$4.5m total increase in GO borrowing across multiple programs 2025-2029
 - Major changes 2025-2029 include: additional \$1.3m for Network Ops & Infrastructure; \$714k for Digital Workplace; \$1.9m for Enterprise Business Solutions; and \$517k for Digital Media Program
 - Combined AV Systems and Camera Lifecycle Mgmt into Digital Media Program; Enterprise Business Solutions absorbed Database Lifecycle Mgmt

Major Requests by Agency: Planning & Development



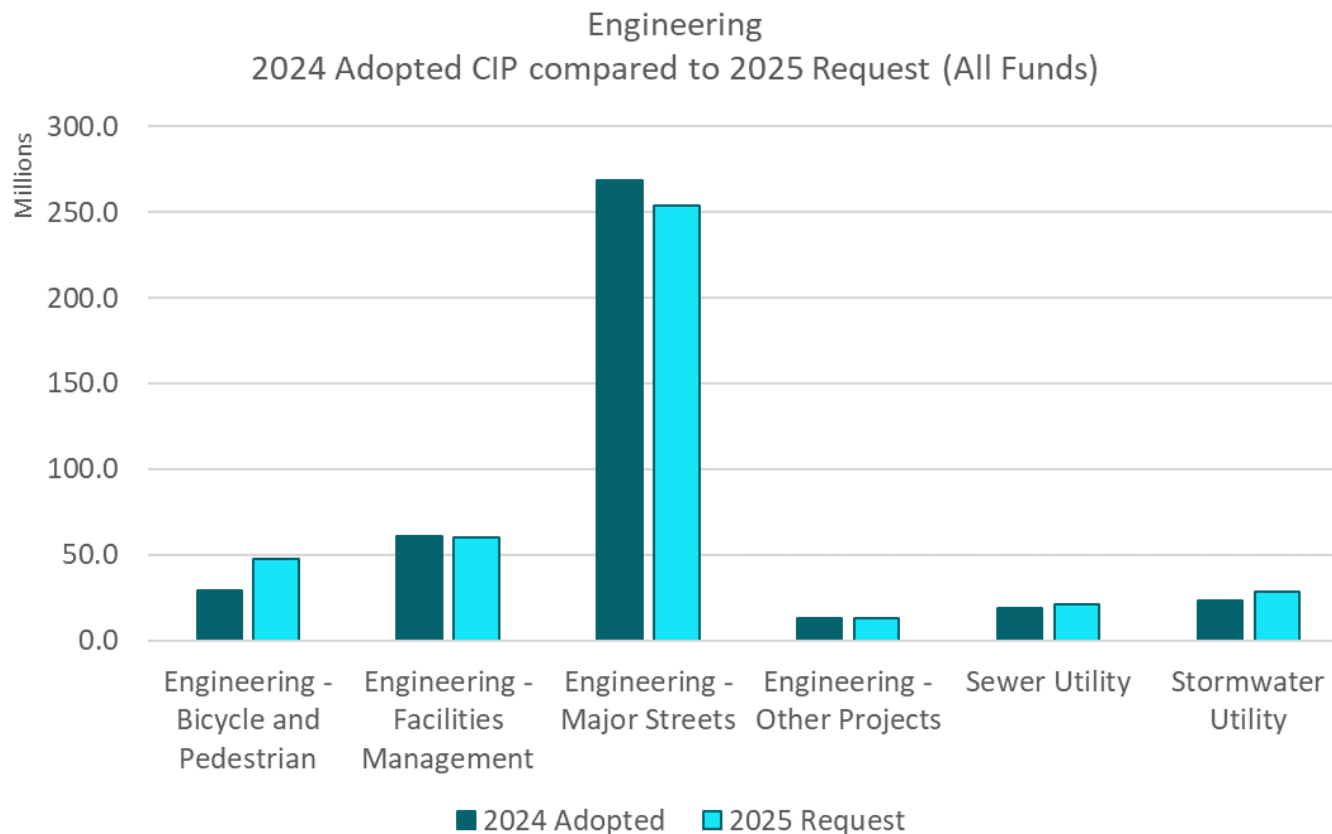
- CDA Redevelopment:
 - \$30.2m for Triangle Redevelopment
- CDD:
 - No major changes.
- EDD:
 - No major changes.
- Planning:
 - No major changes.

Major Requests by Agency: Public Facilities, Public Safety



- **Library:**
 - \$152,000 decrease GO Borrowing in 2025 for Technology Upgrades
- **Monona Terrace**
 - No major changes in overlapping CIP years.
 - \$2.0m added in 2030 for Building Improvements, including \$1m for elevator repairs
- **Fire**
 - \$1m in GO Borrowing advanced from 2026 to 2025 for training structure construction.
- **Police**
 - \$5m in GO Borrowing added in 2027 – 2030 for Portable Radios.

Major Requests by Agency: Engineering + Utilities



Bike/ Ped:

- Bikeways increased \$3.1M in GF GO and \$5.5M in Federal Sources – 7 minor projects with Federal funds.
- \$7.0m increase in GF GO Borrowing for Sidewalk Program (net neutral w/ Major Streets)

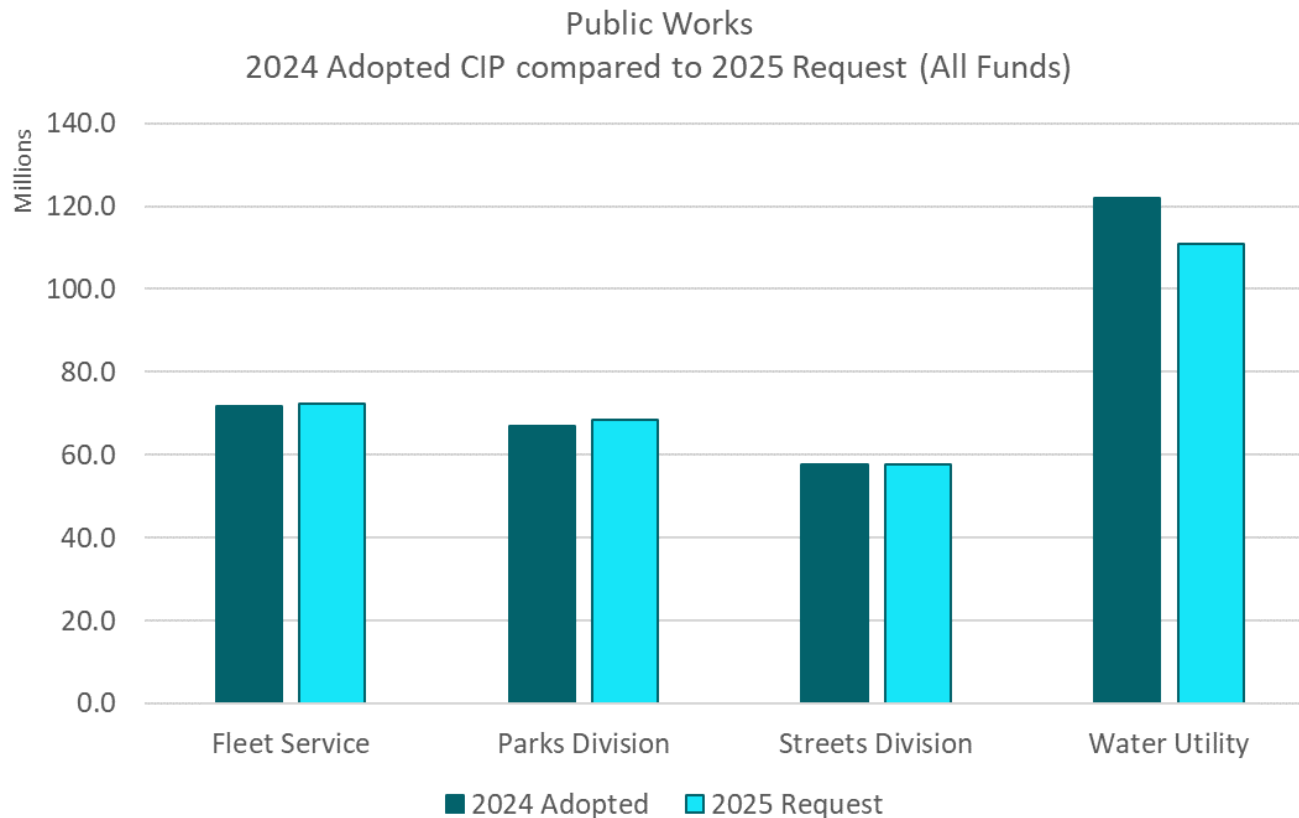
Facilities:

- \$660,000 GF GO increase for Reserve Fund to Maintain Temporary Shelters to continue program beyond 2025.
- Streets Facility Improvements - \$1.1m GF GO increase from 2025 to 2029, includes funding for fire suppression system at Streets East Sycamore location.

Major Streets:

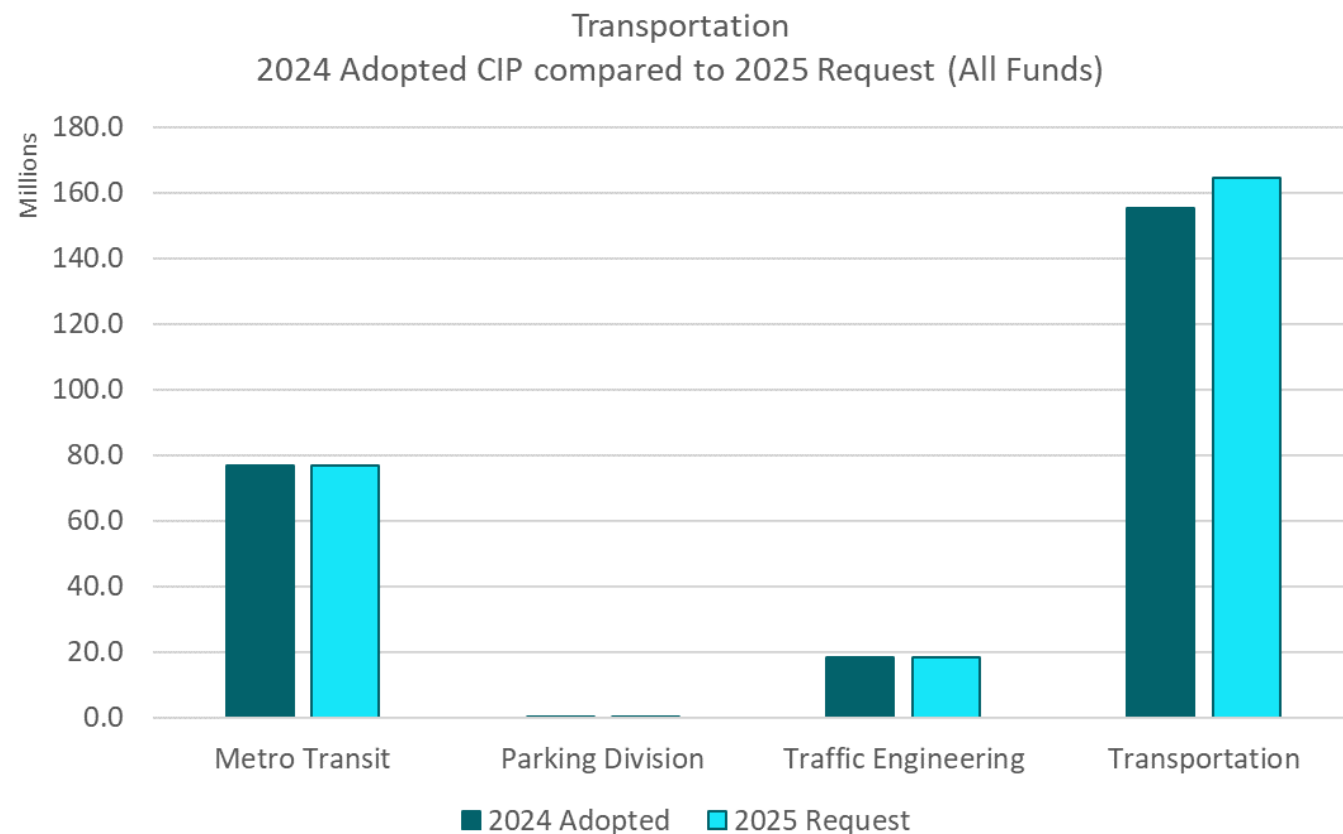
- \$4.6m increase for High Point/Raymond/Midtown and timing change.
- \$5.6m increase for Park Street, South for BRT work.
- \$18m for Regent Street in 2025-2026.

Major Requests by Agency: Other Public Works



- **Fleet:**
 - New project: B100 Fueling Infrastructure. Includes \$294,500 in federal funding, \$455,500 in Non-GF GO Borrowing. Project funding scheduled in 2025-26.
 - Advances Non-GF GO Borrowing from 2028-29 to 2025-26 (\$4.7m total) based on current order lead times.
- **Parks:**
 - \$5.6m increase in Park Land Improvements from 2025-2029.
 - Odana Hills golf clubhouse advanced to 2027 from 2029 (\$5.1m total).
- **Streets:**
 - Streets Non-Fleet Equipment Program. \$40,000 in GF GO annually starting in 2026.
- **Water:**
 - High Point/Raymond/Midtown project schedule changed with Engineering – Major Streets schedule (\$2.8m total).

Major Requests by Agency: Transportation



- Metro:
 - No major changes
- Parking:
 - Increased funding (Parking reserves) by \$42,000 for an additional vehicle replacement; amount offset by a reduction in PEO Technology Equipment
- TE:
 - Advances \$1.2m of GO borrowing from 2029 to 2027 for the Public Safety Radio System program
- Transportation:
 - \$6.2m in TIF borrowing added to North-South BRT for Park Street reconstruction
 - New \$20.0m project to move Transportation units into Streets Badger Road facility.

Horizon List

Agency	Capital Item	Status
Engineering Bike-Ped	US Highway Pedestrian/Bicycle Overpasses	New HL Request
CDA Redevelopment	Triangle Redevelopment Phases 2, 3, 4 and 5	Continue
Fire	PFAS-Free Turnout Gear	New HL Request
Fleet Service	Fueling Infrastructure Upgrades	New HL Request
Information Technology	311/CRM System	Continue
	Common Customer File	Continue
Parks Division	Breese Stevens	Continue
	Cherokee Marsh Shelter	Continue
	Elver Park Community Center	Continue
	Goodman Pool Replacement	Continue
	Hill Creek Park Improvements	Continue
	Hudson Park Slope Stabilization	Continue
	James Madison Park Facilities	Continue
	McPike Park Construction	Continue
	Olbrich Botanical Gardens	Continue
	Vilas Park Master Plan Implementation	Continue
Police	Warner Park Splash Pad	Continue
	Wingra Triangle Park	Continue
Streets	New North District Station	Continue
	Badger Rd Facility Wash Bay Expansion	Continue
	Sycamore Maintenance Facility Fire Suppression	Continue
	Sycamore Maintenance Facility Siding	Continue

Carryforward Appropriations

- Interim Carryforward report (as of 3/31) will be shared separately
- Carryforwards will be included as a table in the executive and adopted books
- [APM 1-8](#) outlines a policy for closing out projects; Accounting monitors throughout year
- Some carryforward projects may be pending a policy or operating budget decision

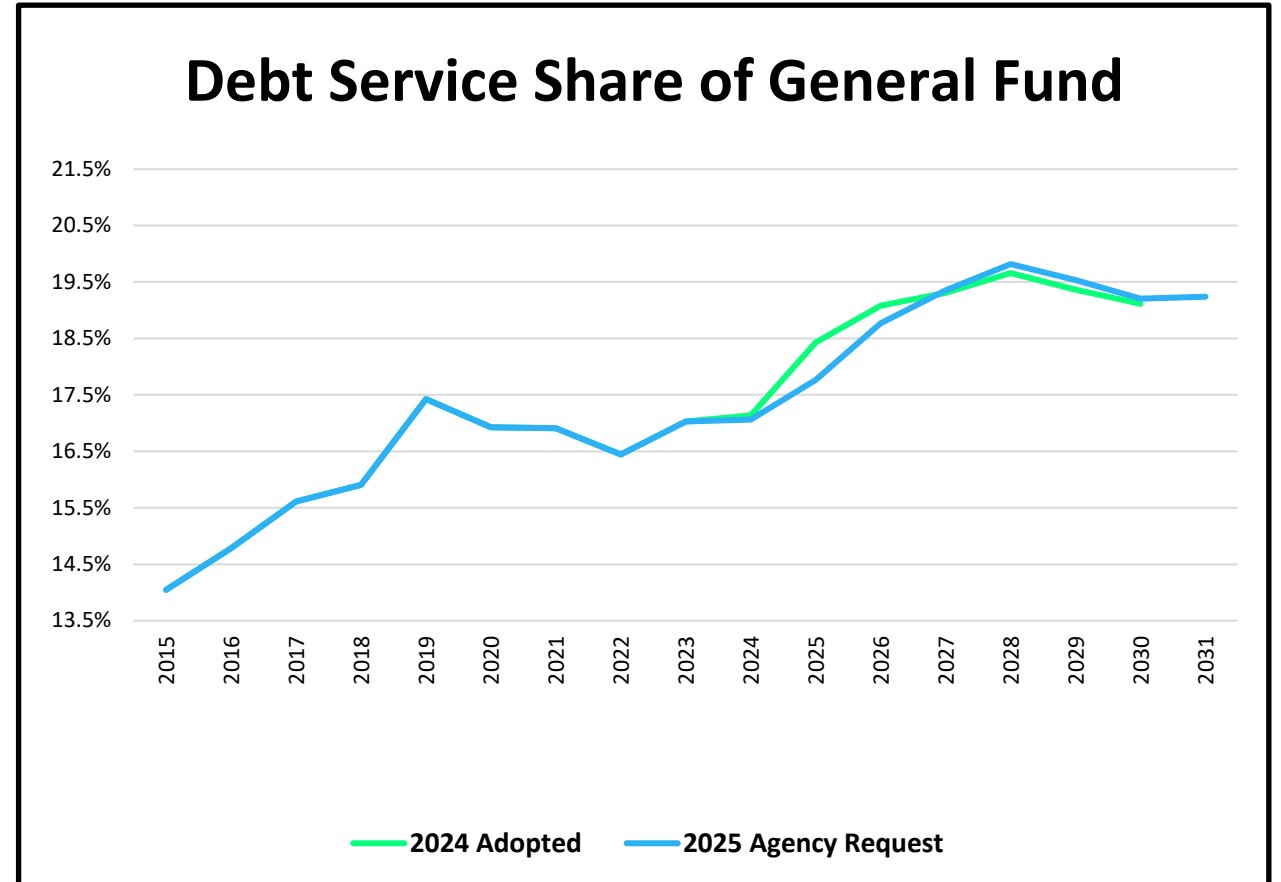
Agency	Project Title	Reauthorized GO Borrowing	Consolidated Project	Consolidated Project Description	Responsible for Payment
LIBRARY	IMAGINATION CENTER AT REINDAHL PARK	(12,625,000)	17085	IMAGINATION CENTER AT REINDAHL PARK	General Fund
COMMUNITY DEVELOPMENT	AFFORDABLE HOUSING-DEVELOPMENT 2024	(12,090,800)	17110	AFFORDABLE HOUSING-DEVELOPMENT	General Fund
METRO TRANSIT	FACILITY REPAIRS &IMPROVEMENTS 2023	(9,000,000)	85002	FACILITY REPAIRS &IMPROVEMENTS	General Fund
FLEET SERVICES	2024 FLEET EQUIPMENT REPLACEMENT	(8,684,250)	17060	FLEET EQUIPMENT REPLACEMENT	Fleet Services
PARKS	WARNER PARK COMMUNITY CENTER	(7,010,000)	17196	WARNER PARK COMMUNITY CENTER	General Fund
COMMUNITY DEVELOPMENT	MEN'S PERMANENT HOMELESS SHELTER	(6,750,000)	13344	MEN'S HOMELESS SHELTER	General Fund
ENGINEERING - MAJOR STREETS	RECONSTRUCTION STREETS 2024	(6,590,000)	10226	RECONSTRUCTION STREETS	General Fund
TAX INCREMENT DISTRICT	TAX INCR DIST 54 BORROWING PRJ	(6,250,000)	66000	TAX INCREMENT DIST BORROWING PRJ	TID
FLEET SERVICES	2023 FLEET EQUIPMENT REPLACEMENT	(6,000,000)	17060	FLEET EQUIPMENT REPLACEMENT	Fleet Services
CDA REDEVELOPMENT	Triangle Redevelopment	(5,000,000)	14696	Triangle Redevelopment	CDA
TRANSPORTATION	NS BRT 2024	(5,000,000)	13665	North-South Bus Rapid Transit	General Fund
STORMWATER	UNIVERSITY AVE (SHOREWOOD-UNIV BAY)	(4,596,000)	11168	UNIVERSITY AVE (SHOREWOOD-UNIV BAY)	Stormwater
ENGINEERING - FACILITIES MGMT	CCB REMODEL PHASE 1 & 2	(4,400,588)	13667	CCB OFFICE REMODELS	General Fund
ENGINEERING - MAJOR STREETS	CRACK REPAIR AND CHIP SEAL 2024	(4,126,988)	10540	PAVEMENT MANAGEMENT	General Fund
TRAFFIC ENGINEERING	SAFE STREETS FOR ALL FED GRANT 2023	(4,000,000)	14149	Safe Streets for All Federal Grant	General Fund
COMMUNITY DEVELOPMENT	AFFORDABLE HOUSING-DEVELOPMENT 2023	(3,926,600)	17110	AFFORDABLE HOUSING-DEVELOPMENT	General Fund
TRAFFIC ENGINEERING	MONONA TERRACE/JOHN NOLEN DR LIGHT	(3,900,000)	12730	MONONA TERRACE/JOHN NOLEN DR LIGHT	General Fund
ENGINEERING - FACILITIES MGMT	CCB REMODEL-DCR 1F & 108A	(3,850,000)	13667	CCB OFFICE REMODELS	General Fund
FLEET SERVICES	2024 FLEET FIRE APPARATUS RESCUE VE	(3,850,000)	12504	FIRE APPARATUS / RESCUE VEHICLES	Fleet Services
FLEET SERVICES	2021 FLEET EQUIPMENT REPLACEMENT	(3,747,094)	12003	2021 FLEET EQUIPMENT REPLACEMENT	Fleet Services
FIRE	FIRE STATION-6W BADGER RD	(3,375,000)	17040	FIRE STATION-6W BADGER RD	General Fund
ENGINEERING - MAJOR STREETS	SEGOE & SHEBOYGAN RESURFACING	(3,366,045)	10540	PAVEMENT MANAGEMENT	General Fund
CDA REDEVELOPMENT	VILLAGE ON PARK REDEVELOPMENT	(3,200,000)	13624	VILLAGE ON PARK REDEVELOPMENT	TID
METRO TRANSIT	Electric Trans Bus and Charg Equip	(3,044,710)	85001	TRANSIT COACHES (MAJOR)	General Fund

Considerations for the Executive Budget

Citywide Borrowing Targets

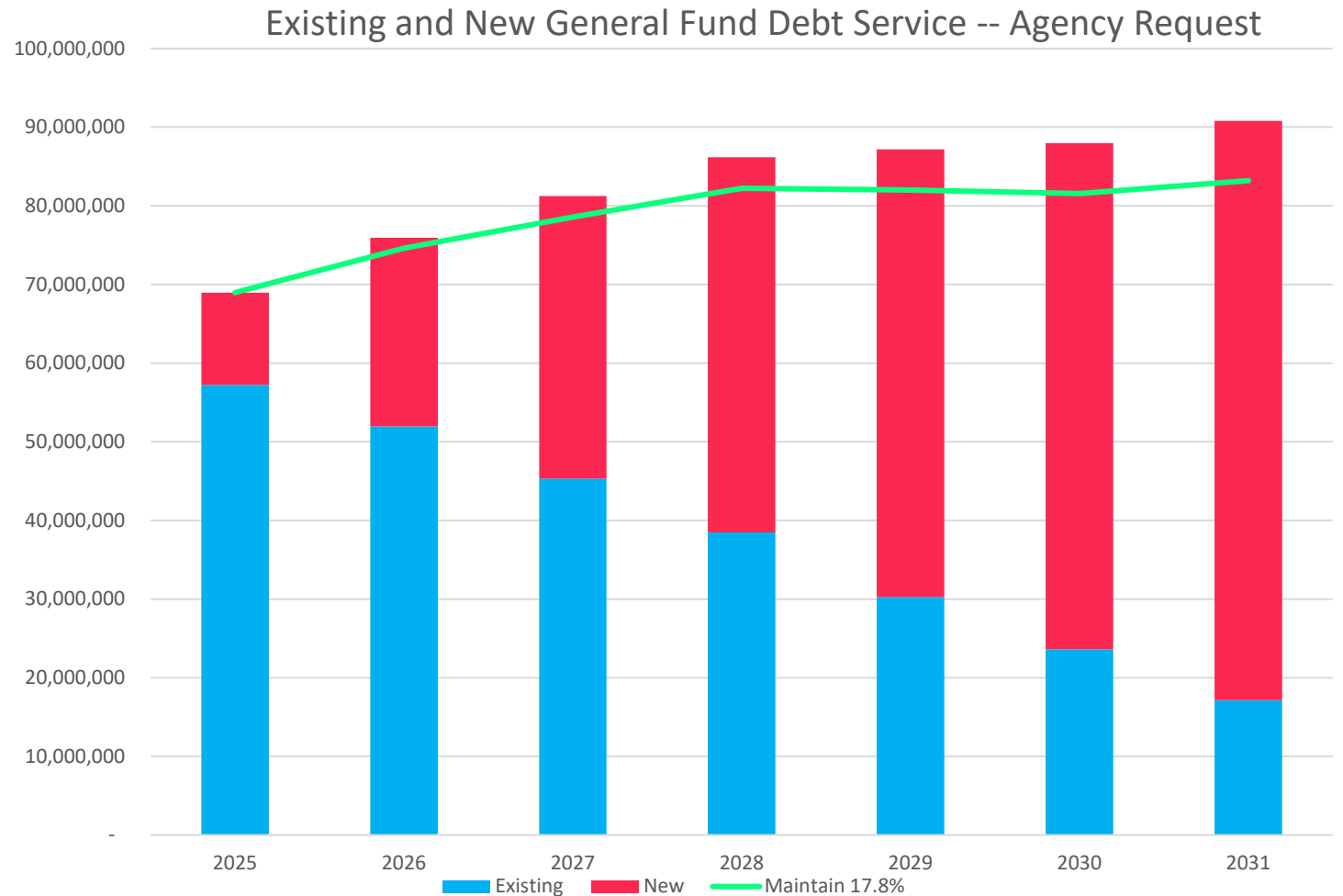
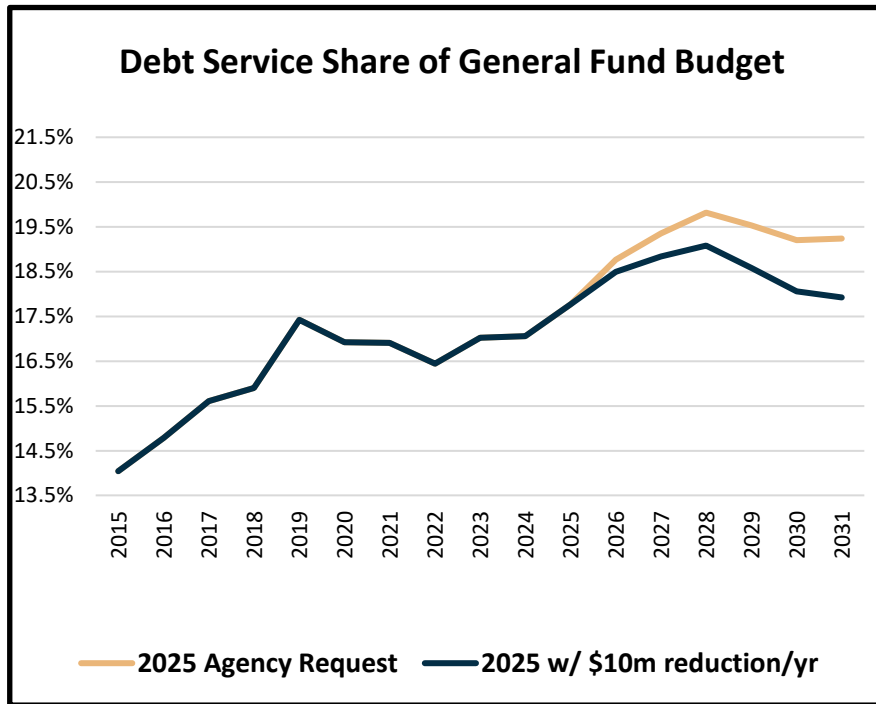
Overall Target: Keep projected debt service at or below current levels (~18%) throughout the CIP time horizon.

- Agency requests above target ~\$10m average annually; Agency Request CIP is “front-loaded” – more debt in first three years; more reductions needed in first three years to stay at 18% annually.
- Request adds \$31m in GO borrowing from 2025-2029 (\$12m GF GO; \$19m Non-GF GO)
- Request adds \$154 million in GO borrowing in 2030 (\$112m GF GO; \$42m Non-GF GO)



Citywide Borrowing Targets

- Maintaining share of budget for debt service below 18% = \$60m reduction in GF-supported GO borrowing in 2025-2030



Inputs for Executive Budget Development

- Mayor, deputy mayors, finance staff, and cross-departmental Management Review Team review all proposals
- Agencies present briefings to mayor + management team to discuss proposals
- New projects and projects with significant changes are thoroughly evaluated to:
 - Evaluate fiscal impact and ensure prudent spending priorities
 - Identify equity and sustainability opportunities
 - Determine project readiness and alignment with strategic plans
- Executive budget balances city priorities with financial considerations and target borrowing levels

Upcoming Presentations

- 2025 Cost-to-Continue / Outlook update – June 10th (changed from May 28th)
- 2025 Operating Budget Guidance – June 24th
- 2024 Mid-year projections -- July 22nd
- 2025 Agency Operating Requests – August 26th