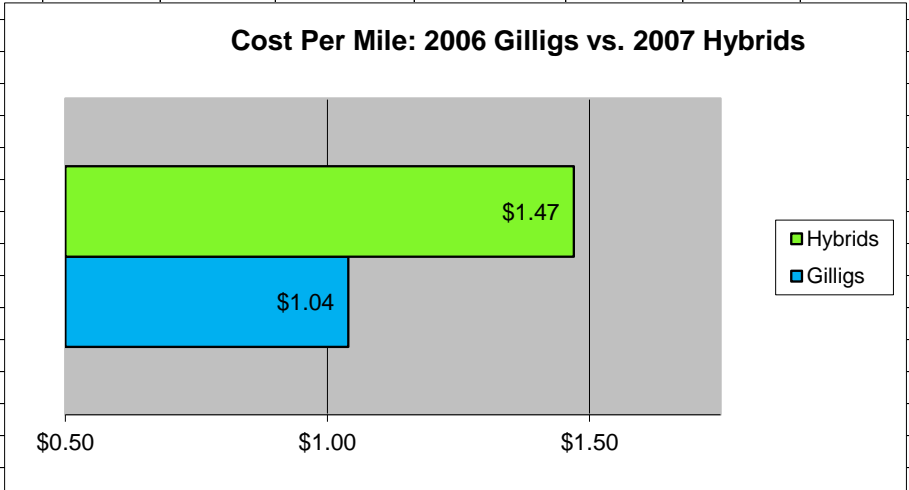
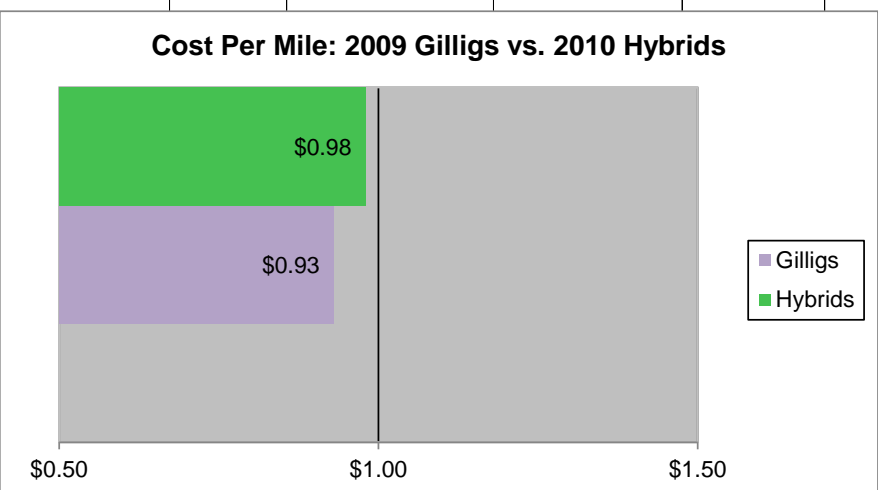
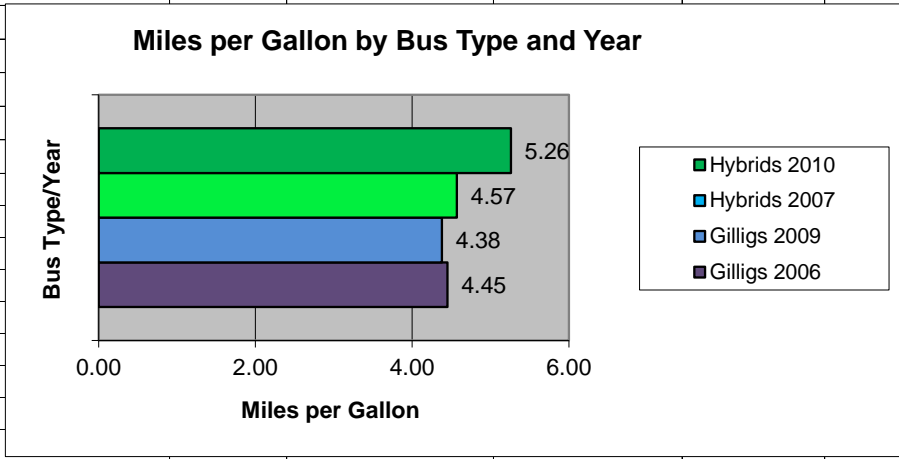


Hybrid/Diesel Comparison - July 1 - September 31, 2017

Bus Type/Year	Bus #	Mileage	Fuel	Fuel Cost*	Parts	Labor	CPM**	AVG MPG
Gilligs (2006)	906 - 921	72,346	16,245	\$38,351	\$20,295	\$16,932	\$1.04	4.45
Hybrids (2007)	001-005	27,922	6,105	\$14,412	\$15,249	\$11,482	\$1.47	4.57
Gilligs (2009)	922-954	184,303	42,068	\$99,314	\$32,812	\$38,510	\$0.93	4.38
Hybrids (2010)	006-019	92,901	17,654	\$41,678	\$26,133	\$22,844	\$0.98	5.26



*Average fuel price \$2.361 per gallon for the period.

**Cost Per Mile (CPM) = fuel + parts + labor / miles