

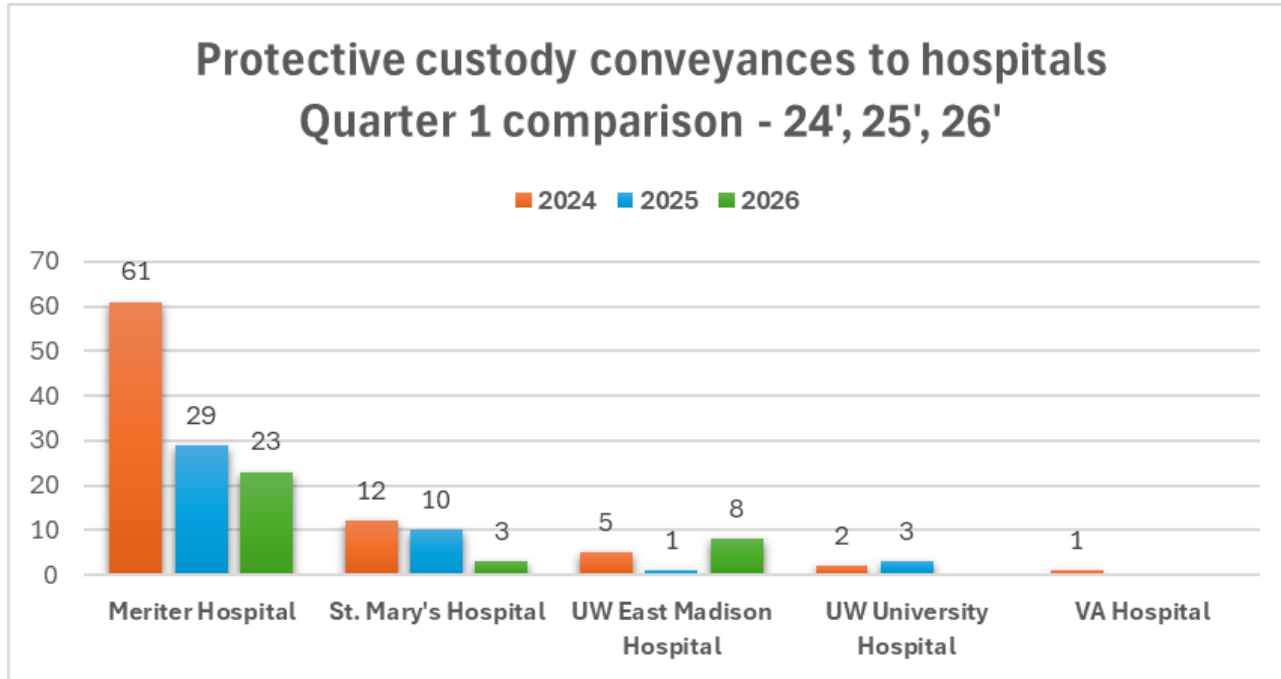


City of Madison 3YR - Quarter 1 comparison of Protective custody conveyances

Prepared by: Assistant Chief Tye



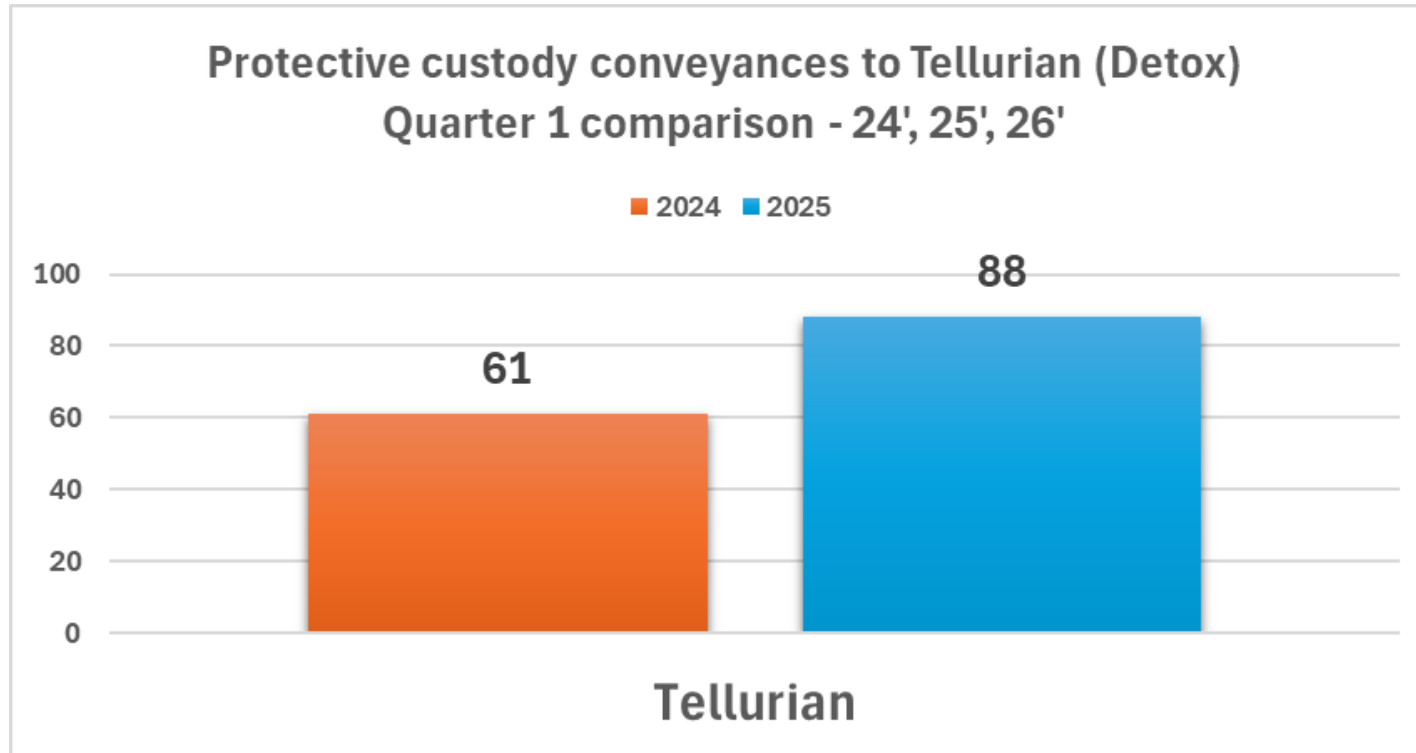
Protective custody conveyances to hospitals



Location	2024	2025	2026	Grand Total
Meriter Hospital	61	29	23	113
St. Mary's Hospital	12	10	3	25
UW East Madison Hospital	5	1	8	14
UW University Hospital	2	3		5
VA Hospital	1			1
Grand Total	81	43	34	158



Protective custody conveyances to Tellurian



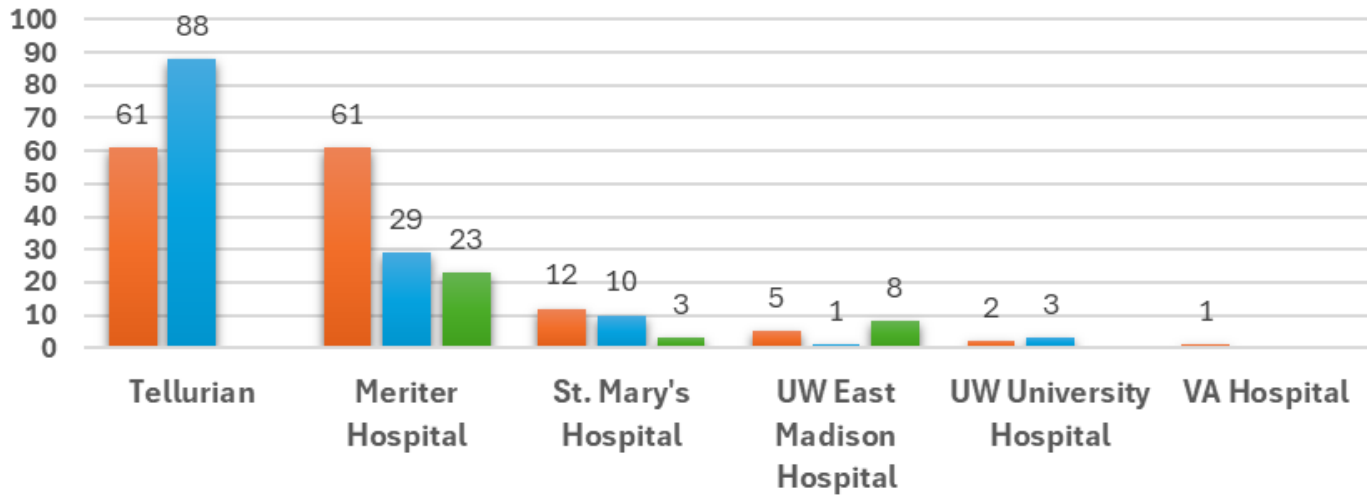
Location	2024	2025	Grand Total
Tellurian	61	88	149



Protective custody conveyances to Hospitals & Tellurian

Protective custody conveyances to Hospitals & Tellurian (Detox)
Quarter 1 comparison - 24', 25', 26'

2024 2025 2026



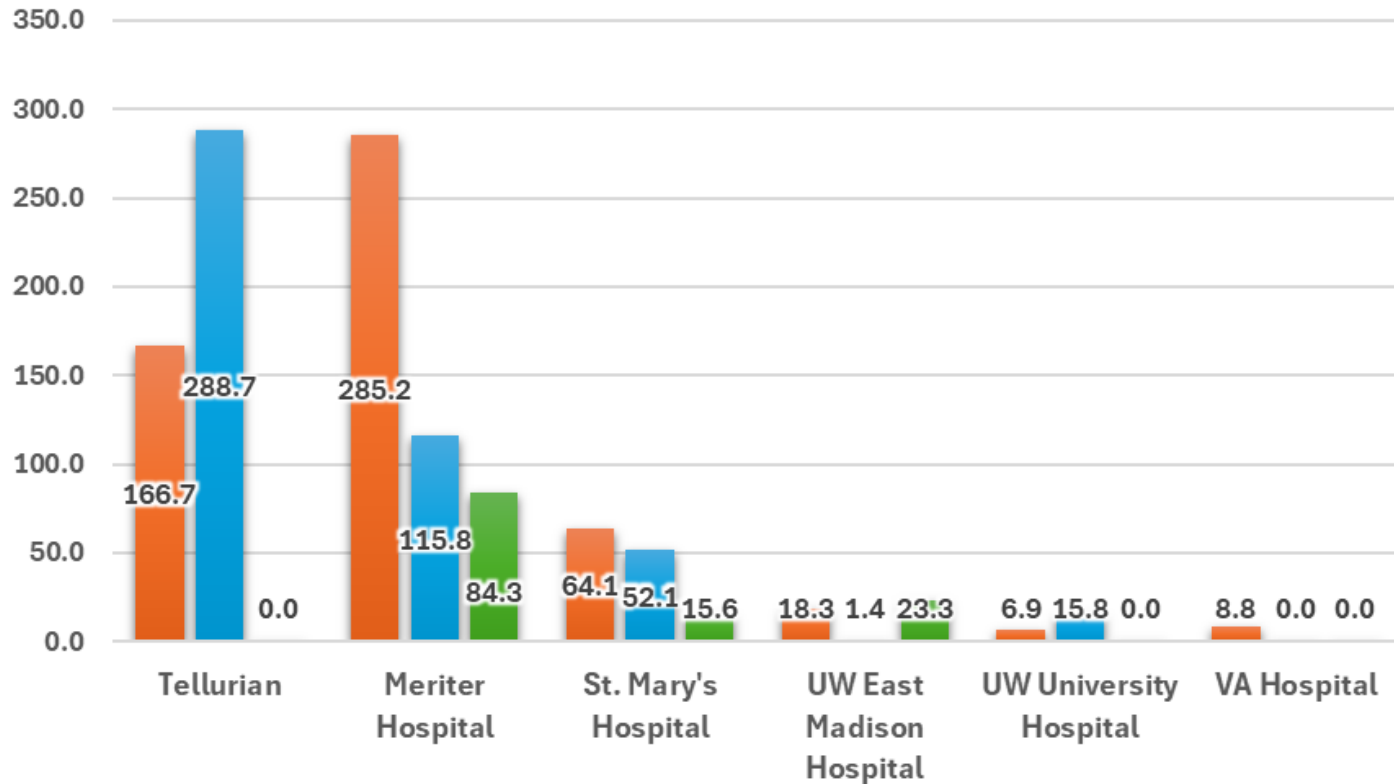
Locations	2024	2025	2026	Grand Total
Tellurian	61	88		149
Meriter Hospital	61	29	23	113
St. Mary's Hospital	12	10	3	25
UW East Madison Hospital	5	1	8	14
UW University Hospital	2	3		5
VA Hospital	1			1
Grand Total	142	131	34	307



Protective custody conveyances Time on call (hrs.) comparison

Protective custody conveyances - time on call (hrs.)
Quarter 1 comparison - 24', 25', 26'

2024 2025 2026



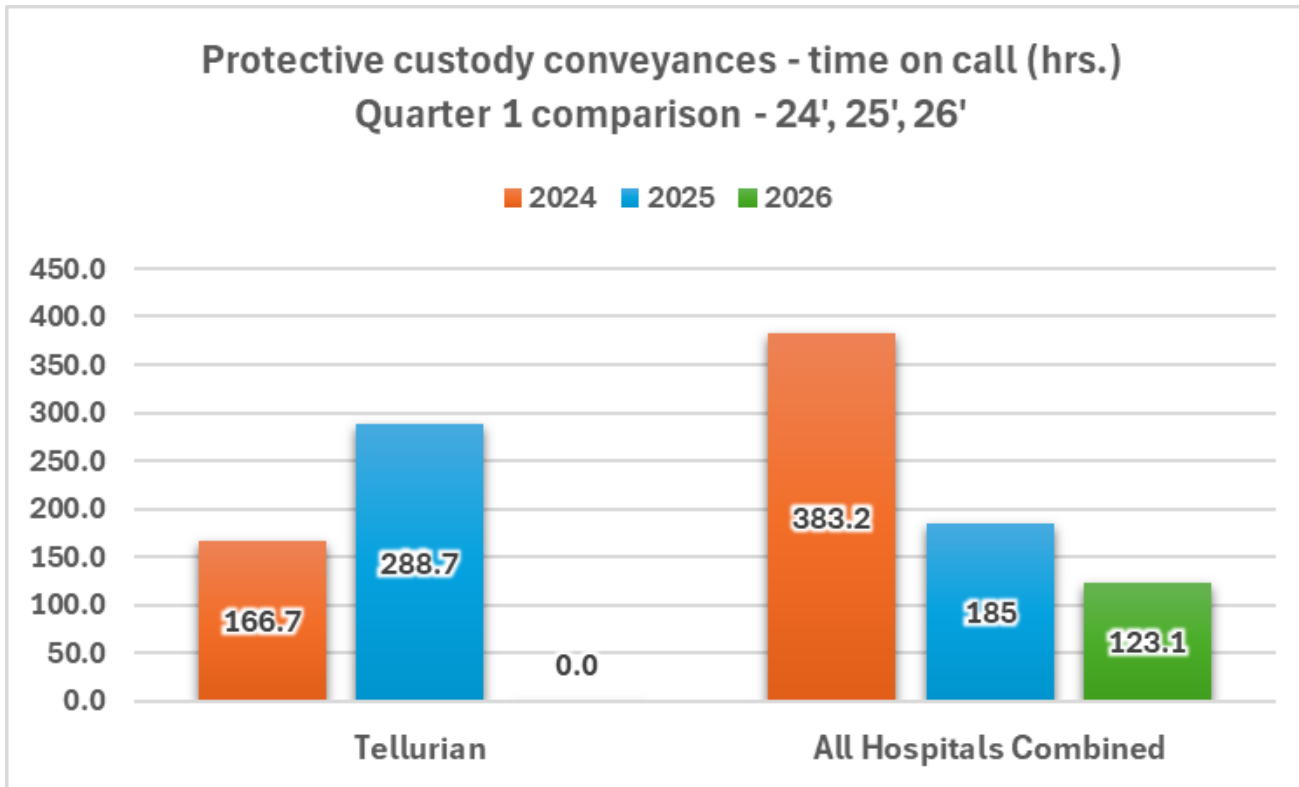
Locations	2024	2025	2026	Grand Total
Tellurian	166.7	288.7	0.0	455.5
Meriter Hospital	285.2	115.8	84.3	485.2
St. Mary's Hospital	64.1	52.1	15.6	131.8
UW East Madison Hospital	18.3	1.4	23.3	43.0
UW University Hospital	6.9	15.8	0.0	22.7
VA Hospital	8.8	0.0	0.0	8.8
Grand Total	550.0	473.8	123.1	1146.9



Protective custody conveyances

Yearly – quarter 1 time on call (hrs.) comparisons

All Hospitals Combined vs. Tellurian



Time on call - Tellurian vs. all Hospitals

Locations	2024	2025	2026	Grand Total
Tellurian	166.7	288.7	0.0	455.5
All Hospitals Combined	383.2	185	123.1	691.4
Grand Total	550.0	473.8	123.1	1146.9