

<b>Date</b>	<b>Patient Care Reports With Medic "YES" Answer to "Suspected Covid-19" Question</b>	<b>Patient Care Reports With Respiratory or Infectious Complaint</b>	<b>All Patient Care Reports 2020</b>	<b>All Patient Care Reports 2019</b>	<b>Percent Change in Patient Care Reports 2019-2020</b>
3/9/2020	0	9	58	65	-10.8%
3/10/2020	0	11	48	62	-22.6%
3/11/2020	0	10	62	58	6.9%
3/12/2020	0	11	63	68	-7.4%
3/13/2020	0	13	58	73	-20.5%
3/14/2020	0	7	39	44	-11.4%
3/15/2020	0	8	48	53	-9.4%
3/16/2020	0	11	60	56	7.1%
3/17/2020	2	7	55	38	44.7%
3/18/2020	9	2	44	59	-25.4%
3/19/2020	8	6	39	62	-37.1%
3/20/2020	13	11	48	55	-12.7%
3/21/2020	10	11	40	56	-28.6%
3/22/2020	6	8	47	48	-2.1%
3/23/2020	4	4	42	77	-45.5%
3/24/2020	22	15	59	56	5.4%
3/25/2020	15	9	53	47	12.8%
3/26/2020	20	9	43	61	-29.5%
3/27/2020	7	7	56	56	0.0%
3/28/2020	8	9	42	58	-27.6%
3/29/2020	17	11	55	52	5.8%
3/30/2020	14	13	46	58	-20.7%
3/31/2020	10	4	52	61	-14.8%
4/1/2020	11	9	53	54	-1.9%
4/2/2020	8	6	36	51	-29.4%
4/3/2020	9	5	38	53	-28.3%
4/4/2020	12	9	48	63	-23.8%
4/5/2020	9	10	52	53	-1.9%
4/6/2020	8	5	42	73	-42.5%
4/7/2020	14	5	55	59	-6.8%
4/8/2020	7	6	43	52	-17.3%
4/9/2020	9	4	37	54	-31.5%
4/10/2020	7	11	48	46	4.3%
4/11/2020	4	5	39	53	-26.4%
4/12/2020	6	9	38	52	-26.9%
4/13/2020	12	8	41	62	-33.9%
4/14/2020	15	8	34	58	-41.4%
4/15/2020	10	5	46	64	-28.1%
4/16/2020	10	5	54	61	-11.5%

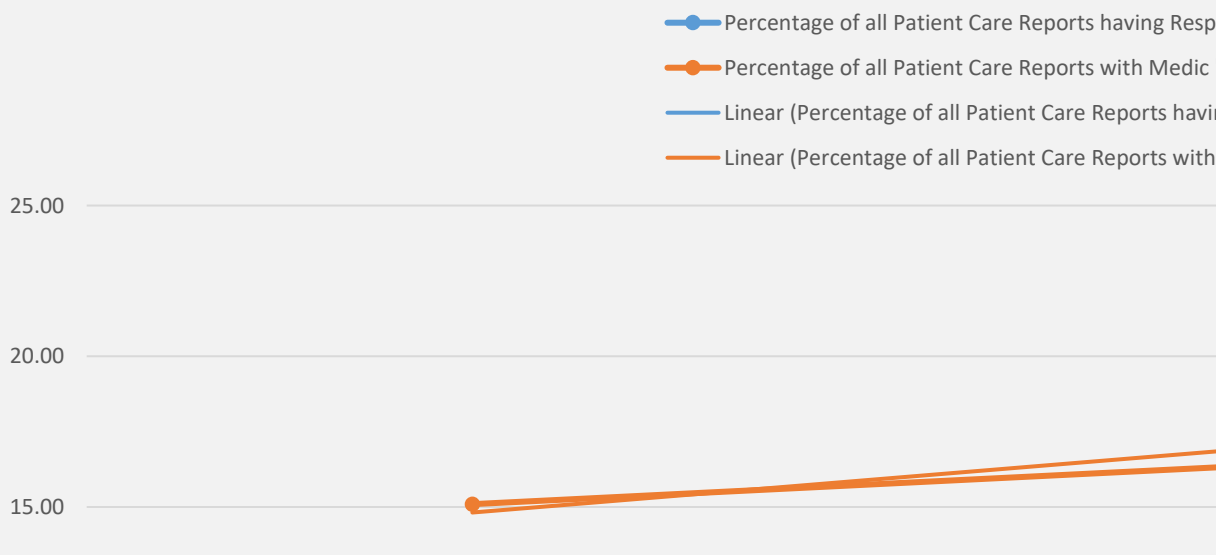
4/17/2020	8	5	45	51	-11.8%
4/18/2020	7	3	52	62	-16.1%
4/19/2020	4	6	45	57	-21.1%
4/20/2020	10	8	47	52	-9.6%
4/21/2020	6	6	38	66	-42.4%
4/22/2020	7	7	34	71	-52.1%
4/23/2020	9	10	49	55	-10.9%
4/24/2020	6	5	50	67	-25.4%
4/25/2020	7	7	44	71	-38.0%
4/26/2020	8	6	44	43	2.3%
4/27/2020	3	4	49	66	-25.8%
4/28/2020	5	4	30	68	-55.9%
4/29/2020	6	6	29	71	-59.2%
4/30/2020	5	5	42	65	-35.4%
5/1/2020	6	6	53	65	-18.5%
5/2/2020	6	4	49	78	-37.2%
5/3/2020	3	4	35	61	-42.6%
5/4/2020	2	1	38	64	-40.6%
5/5/2020	10	5	48	60	-20.0%
5/6/2020	4	4	38	60	-36.7%
5/7/2020	4	2	49	64	-23.4%
5/8/2020	3	6	36	58	-37.9%
5/9/2020	3	3	34	62	-45.2%
5/10/2020	3	2	31	49	-36.7%
5/11/2020	4	6	45	55	-18.2%
5/12/2020	5	5	38	56	-32.1%
5/13/2020	4	5	45	50	-10.0%
5/14/2020	4	5	50	64	-21.9%
5/15/2020	4	3	51	74	-31.1%
5/16/2020	9	6	55	62	-11.3%
5/17/2020	5	3	35	60	-41.7%
5/18/2020	8	9	56	49	14.3%
5/19/2020	5	8	44	65	-32.3%
5/20/2020	5	5	47	65	-27.7%
5/21/2020	6	5	53	62	-14.5%
5/22/2020	6	4	44	59	-25.4%
5/23/2020	6	6	49	62	-21.0%
5/24/2020	1	4	50	56	-10.7%
5/25/2020	2	4	55	44	25.0%
5/26/2020	8	5	65	51	27.5%
5/27/2020	15	17	72	59	22.0%
5/28/2020	7	6	53	73	-27.4%
5/29/2020	6	8	56	63	-11.1%
5/30/2020	5	4	47	64	-26.6%
5/31/2020	2	1	49	59	-16.9%
6/1/2020	7	13	58	43	34.9%
6/2/2020	2	5	63	63	0.0%

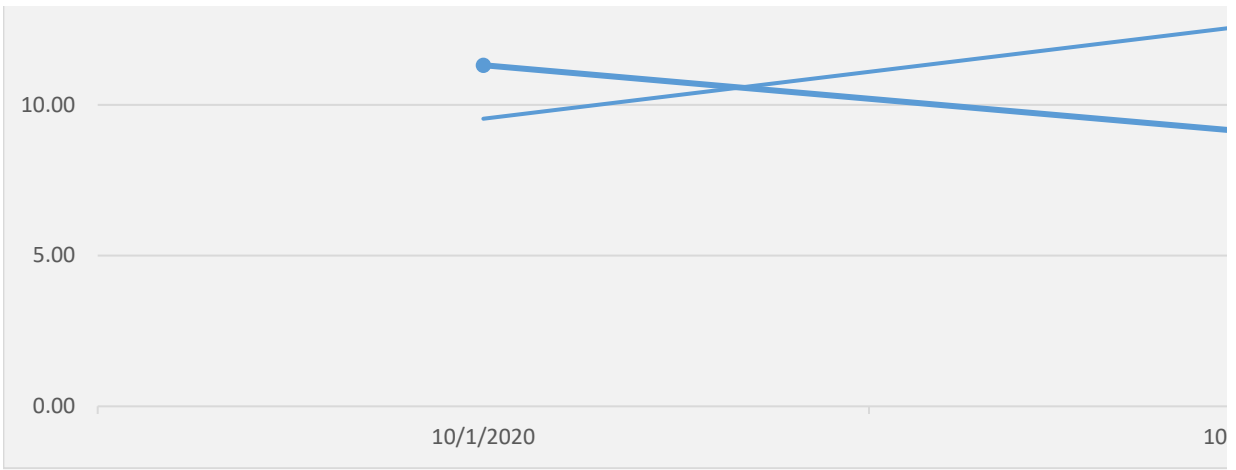
6/3/2020	2	4	68	49	38.8%
6/4/2020	9	8	66	60	10.0%
6/5/2020	2	4	49	53	-7.5%
6/6/2020	7	7	54	64	-15.6%
6/7/2020	6	8	60	60	0.0%
6/8/2020	3	10	59	49	20.4%
6/9/2020	6	6	65	62	4.8%
6/10/2020	4	2	67	42	59.5%
6/11/2020	4	8	59	63	-6.3%
6/12/2020	3	2	59	63	-6.3%
6/13/2020	5	7	45	62	-27.4%
6/14/2020	1	2	45	59	-23.7%
6/15/2020	4	4	57	59	-3.4%
6/16/2020	3	6	57	69	-17.4%
6/17/2020	7	3	59	58	1.7%
6/18/2020	2	3	53	61	-13.1%
6/19/2020	7	6	52	53	-1.9%
6/20/2020	3	3	58	55	5.5%
6/21/2020	3	4	54	51	5.9%
6/22/2020	6	2	58	61	-4.9%
6/23/2020	6	9	52	65	-20.0%
6/24/2020	3	1	40	67	-40.3%
6/25/2020	3	4	50	59	-15.3%
6/26/2020	8	7	56	66	-15.2%
6/27/2020	5	3	44	62	-29.0%
6/28/2020	2	3	54	47	14.9%
6/29/2020	6	4	57	72	-20.8%
6/30/2020	2	2	72	63	14.3%
7/1/2020	2	1	54	63	-14.3%
7/2/2020	2	3	47	60	-21.7%
7/3/2020	4	2	67	80	-16.3%
7/4/2020	7	6	64	53	20.8%
7/5/2020	3	1	49	57	-14.0%
7/6/2020	8	7	56	63	-11.1%
7/7/2020	3	3	52	44	18.2%
7/8/2020	6	3	54	64	-15.6%
7/9/2020	3	7	63	51	23.5%
7/10/2020	3	3	54	70	-22.9%
7/11/2020	4	1	53	72	-26.4%
7/12/2020	3	4	42	64	-34.4%
7/13/2020	3	3	67	61	9.8%
7/14/2020	8	11	64	71	-9.9%
7/15/2020	2	4	37	70	-47.1%
7/16/2020	3	2	55	62	-11.3%
7/17/2020	8	8	62	50	24.0%
7/18/2020	2	2	44	71	-38.0%
7/19/2020	9	7	62	54	14.8%

7/20/2020	7	8	61	65	-6.2%
7/21/2020	0	2	52	65	-20.0%
7/22/2020	2	7	62	77	-19.5%
7/23/2020	4	3	55	54	1.9%
7/24/2020	0	4	64	66	-3.0%
7/25/2020	8	6	61	60	1.7%
7/26/2020	2	2	58	68	-14.7%
7/27/2020	4	6	49	53	-7.5%
7/28/2020	7	7	50	63	-20.6%
7/29/2020	5	5	54	64	-15.6%
7/30/2020	2	1	57	59	-3.4%
7/31/2020	2	3	61	50	22.0%
8/1/2020	3	3	62	52	19.2%
8/2/2020	5	4	44	55	-20.0%
8/3/2020	3	5	67	64	4.7%
8/4/2020	4	5	49	61	-19.7%
8/5/2020	5	4	52	58	-10.3%
8/6/2020	6	4	46	59	-22.0%
8/7/2020	2	6	49	77	-36.4%
8/8/2020	6	4	54	51	5.9%
8/9/2020	7	7	53	59	-10.2%
8/10/2020	4	3	53	63	-15.9%
8/11/2020	3	5	53	55	-3.6%
8/12/2020	3	2	41	47	-12.8%
8/13/2020	2	4	56	66	-15.2%
8/14/2020	3	2	59	56	5.4%
8/15/2020	1	3	47	65	-27.7%
8/16/2020	3	3	46	52	-11.5%
8/17/2020	3	3	57	77	-26.0%
8/18/2020	0	2	56	47	19.1%
8/19/2020	2	1	47	68	-30.9%
8/20/2020	8	5	57	70	-18.6%
8/21/2020	1	4	56	65	-13.8%
8/22/2020	4	4	65	52	25.0%
8/23/2020	6	8	49	66	-25.8%
8/24/2020	1	1	45	63	-28.6%
8/25/2020	5	4	42	65	-35.4%
8/26/2020	2	5	47	64	-26.6%
8/27/2020	3	3	47	67	-29.9%
8/28/2020	1	6	50	77	-35.1%
8/29/2020	1	1	47	53	-11.3%
8/30/2020	1	7	55	70	-21.4%
8/31/2020	3	6	47	53	-11.3%
9/1/2020	3	5	55	57	-3.5%
9/2/2020	9	8	55	56	-1.8%
9/3/2020	5	7	60	59	1.7%
9/4/2020	2	5	59	62	-4.8%

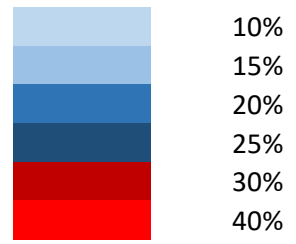
9/5/2020	5	3	51	79	-35.4%
9/6/2020	10	8	60	55	9.1%
9/7/2020	3	2	58	58	0.0%
9/8/2020	1	0	50	70	-28.6%
9/9/2020	6	9	63	48	31.3%
9/10/2020	3	4	52	67	-22.4%
9/11/2020	4	7	62	64	-3.1%
9/12/2020	6	4	56	61	-8.2%
9/13/2020	3	2	47	62	-24.2%
9/14/2020	3	5	58	65	-10.8%
9/15/2020	1	4	55	80	-31.3%
9/16/2020	7	5	53	77	-31.2%
9/17/2020	2	5	54	53	1.9%
9/18/2020	7	10	71	67	6.0%
9/19/2020	5	5	42	61	-31.1%
9/20/2020	1	0	35	59	-40.7%
9/21/2020	7	6	54	82	-34.1%
9/22/2020	7	6	46	69	-33.3%
9/23/2020	7	4	61	63	-3.2%
9/24/2020	5	4	50	42	19.0%
9/25/2020	7	4	42	61	-31.1%
9/26/2020	4	4	47	70	-32.9%
9/27/2020	0	5	58	64	-9.4%
9/28/2020	0	4	47	56	-16.1%
9/29/2020	3	3	48	45	6.7%
9/30/2020	5	2	50	67	-25.4%
10/1/2020	8	6	53	68	-22.1%
10/2/2020	9	5	55	59	-6.78%
10/3/2020	11	10	57	53	7.55%

### Percentage of Patient Care Reports with [unclear] or Medic-Suspected C





Percentage of all Patient Care Reports having Respiratory or Infectious Complaint	Percentage of all Patient Care Reports with Medic "YES" Answer to "Suspected Covid-19" Question
15.52	0.00
22.92	0.00
16.13	0.00
17.46	0.00
22.41	0.00
17.95	0.00
16.67	0.00
18.33	0.00
12.73	3.64
4.55	20.45
15.38	20.51
22.92	27.08
27.50	25.00
17.02	12.77
9.52	9.52
25.42	37.29
16.98	28.30
20.93	46.51
12.50	12.50
21.43	19.05
20.00	30.91
28.26	30.43
7.69	19.23
16.98	20.75
16.67	22.22
13.16	23.68
18.75	25.00
19.23	17.31
11.90	19.05
9.09	25.45
13.95	16.28
10.81	24.32
22.92	14.58
12.82	10.26
23.68	15.79
19.51	29.27
23.53	44.12
10.87	21.74
9.26	18.52



- 13.3% Average **Overall** Daily Decrease in
- 10.6% Average **March** Daily Decrease in C
- 24.9% Average **April** Daily Decrease in Ca
- 20.3% Average **May** Daily Decrease in Cal
- 1.9% Average **June** Daily Change in Calls
- 8.3% Average **July** Daily Change in Calls
- 14.2% Average **August** Daily Change in Ca
- 12.9% Average **September** Daily Change i
- 7.1% Average **October** Daily Change in C

11.11	17.78
5.77	13.46
13.33	8.89
17.02	21.28
15.79	15.79
20.59	20.59
20.41	18.37
10.00	12.00
15.91	15.91
13.64	18.18
8.16	6.12
13.33	16.67
20.69	20.69
11.90	11.90
11.32	11.32
8.16	12.24
11.43	8.57
2.63	5.26
10.42	20.83
10.53	10.53
4.08	8.16
16.67	8.33
8.82	8.82
6.45	9.68
13.33	8.89
13.16	13.16
11.11	8.89
10.00	8.00
5.88	7.84
10.91	16.36
8.57	14.29
16.07	14.29
18.18	11.36
10.64	10.64
9.43	11.32
9.09	13.64
12.24	12.24
8.00	2.00
7.27	3.64
7.69	12.31
23.61	20.83
11.32	13.21
14.29	10.71
8.51	10.64
2.04	4.08
22.41	12.07
7.94	3.17



5.88	2.94
12.12	13.64
8.16	4.08
12.96	12.96
13.33	10.00
16.95	5.08
9.23	9.23
2.99	5.97
13.56	6.78
3.39	5.08
15.56	11.11
4.44	2.22
7.02	7.02
10.53	5.26
5.08	11.86
5.66	3.77
11.54	13.46
5.17	5.17
7.41	5.56
3.45	10.34
17.31	11.54
2.50	7.50
8.00	6.00
12.50	14.29
6.82	11.36
5.56	3.70
7.02	10.53
2.78	2.78
1.85	3.70
6.38	4.26
2.99	5.97
9.38	10.94
2.04	6.12
12.50	14.29
5.77	5.77
5.56	11.11
11.11	4.76
5.56	5.56
1.89	7.55
9.52	7.14
4.48	4.48
17.19	12.50
10.81	5.41
3.64	5.45
12.90	12.90
4.55	4.55
11.29	14.52

13.11	11.48
3.85	0.00
11.29	3.23
5.45	7.27
6.25	0.00
9.84	13.11
3.45	3.45
12.24	8.16
14.00	14.00
9.26	9.26
1.75	3.51
4.92	3.28
4.84	4.84
9.09	11.36
7.46	4.48
10.20	8.16
7.69	9.62
8.70	13.04
12.24	4.08
7.41	11.11
13.21	13.21
5.66	7.55
9.43	5.66
4.88	7.32
7.14	3.57
3.39	5.08
6.38	2.13
6.52	6.52
5.26	5.26
3.57	0.00
2.13	4.26
8.77	14.04
7.14	1.79
6.15	6.15
16.33	12.24
2.22	2.22
9.52	11.90
10.64	4.26
6.38	6.38
12.00	2.00
2.13	2.13
12.73	1.82
12.77	6.38
9.09	5.45
14.55	16.36
11.67	8.33
8.47	3.39

5.88	9.80
13.33	16.67
3.45	5.17
0.00	2.00
14.29	9.52
7.69	5.77
11.29	6.45
7.14	10.71
4.26	6.38
8.62	5.17
7.27	1.82
9.43	13.21
9.26	3.70
14.08	9.86
11.90	11.90
0.00	2.86
11.11	12.96
13.04	15.22
6.56	11.48
8.00	10.00
9.52	16.67
8.51	8.51
8.62	0.00
8.51	0.00
6.25	6.25
4.00	10.00
11.32	15.09
9.09	16.36
17.54	19.30

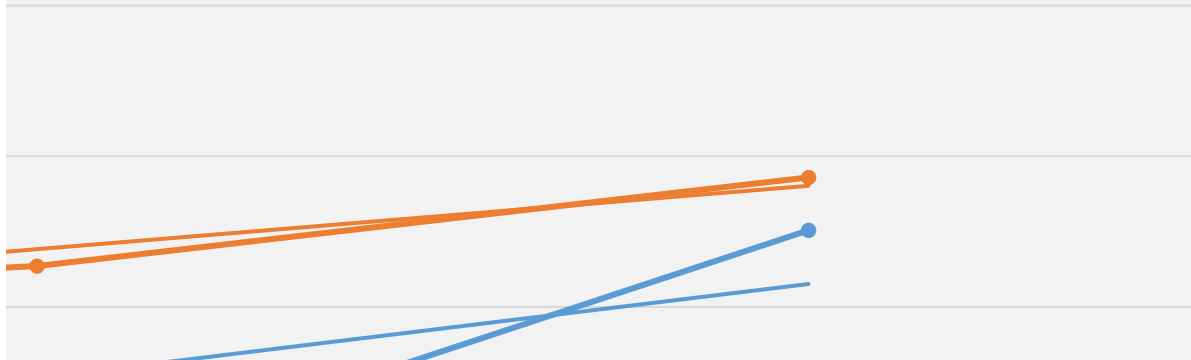
## Respiratory/Infectious Complaint ovid in **October**

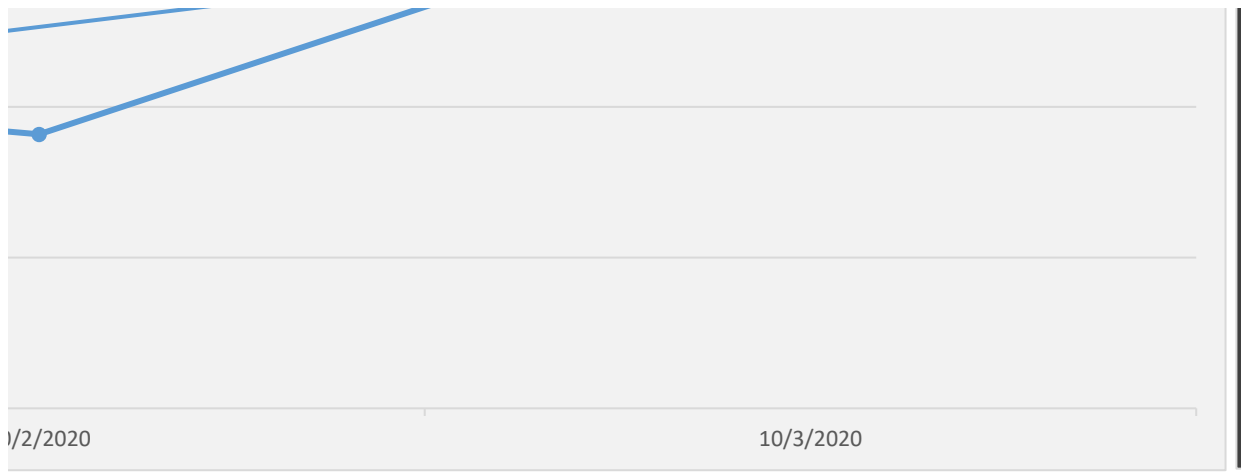
Respiratory or Infectious Complaint

"YES" Answer to "Suspected Covid-19" Question

(Including Respiratory or Infectious Complaint)

(Including Medic "YES" Answer to "Suspected Covid-19" Question)





Calls from 2019  
Calls from 2019  
Calls from 2019  
Calls from 2019  
; from 2019  
from 2019  
Calls from 2019  
in Calls from 2019  
Calls from 2019



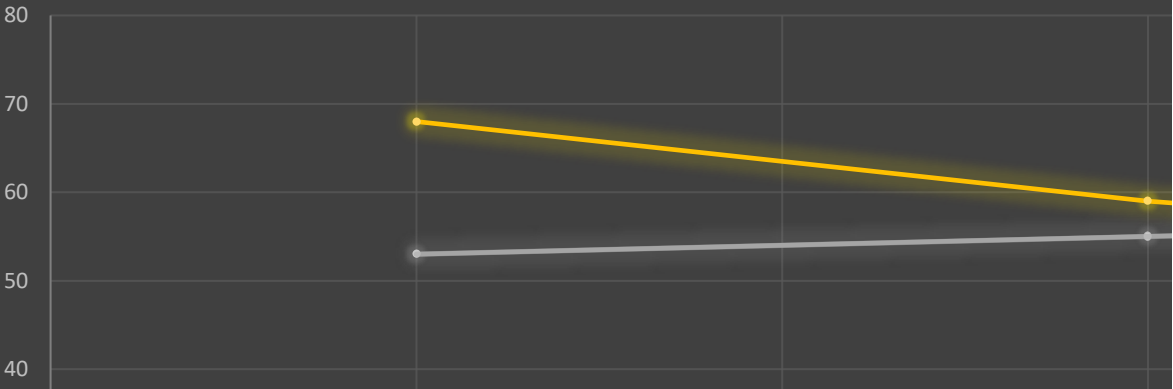


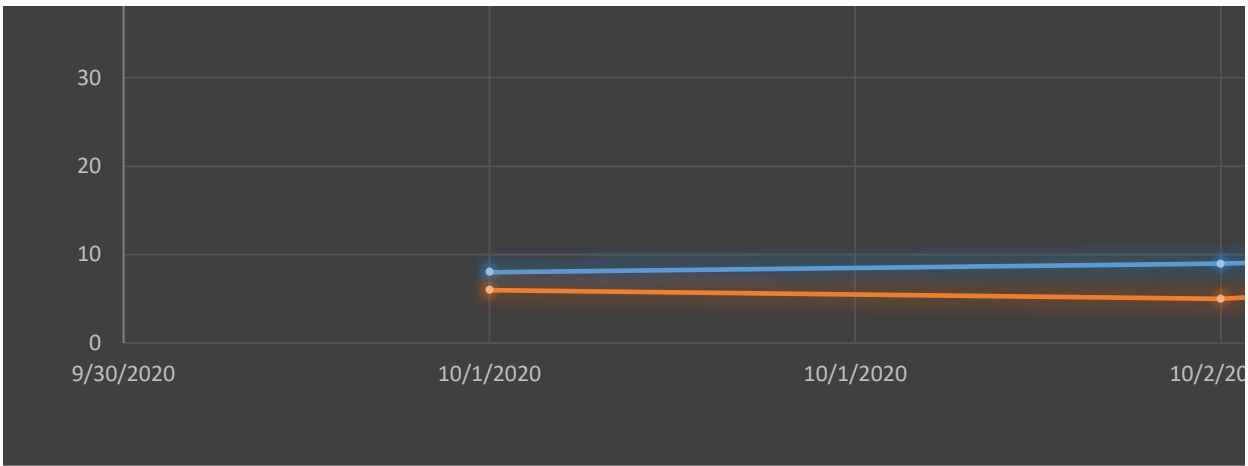




# MFD Covid-19 Octo

- Patient Care Reports With Medic "YES" Answer to "Suspected Covid-19" Question
- All Patient Care Reports 2020
- Linear (All Patient Care Reports 2020)







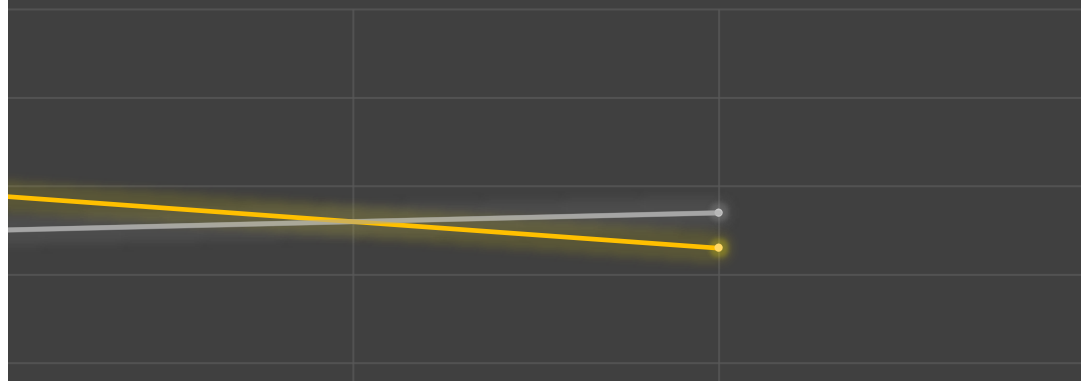


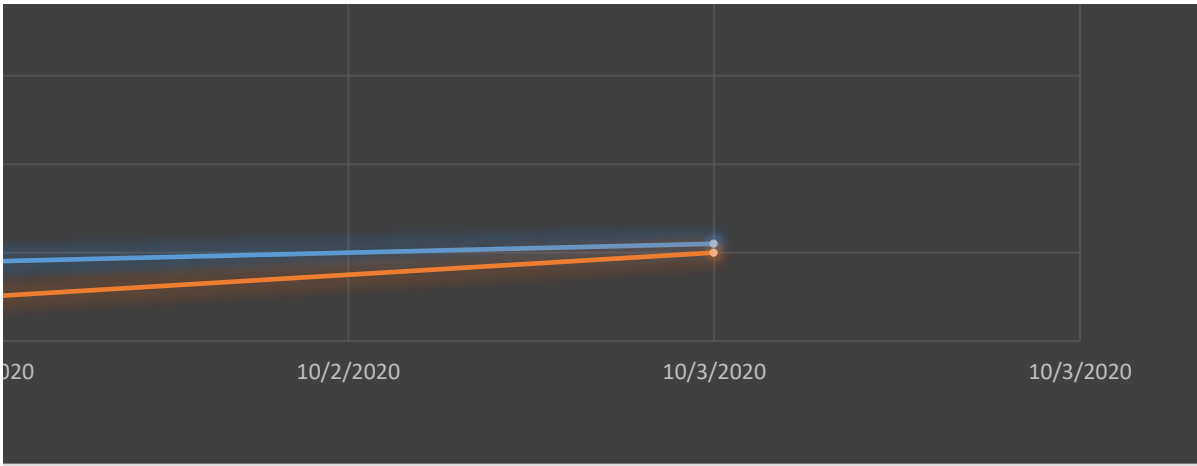




## iber Surveillance

- Patient Care Reports With Respiratory or Infectious Complaint
- All Patient Care Reports 2019

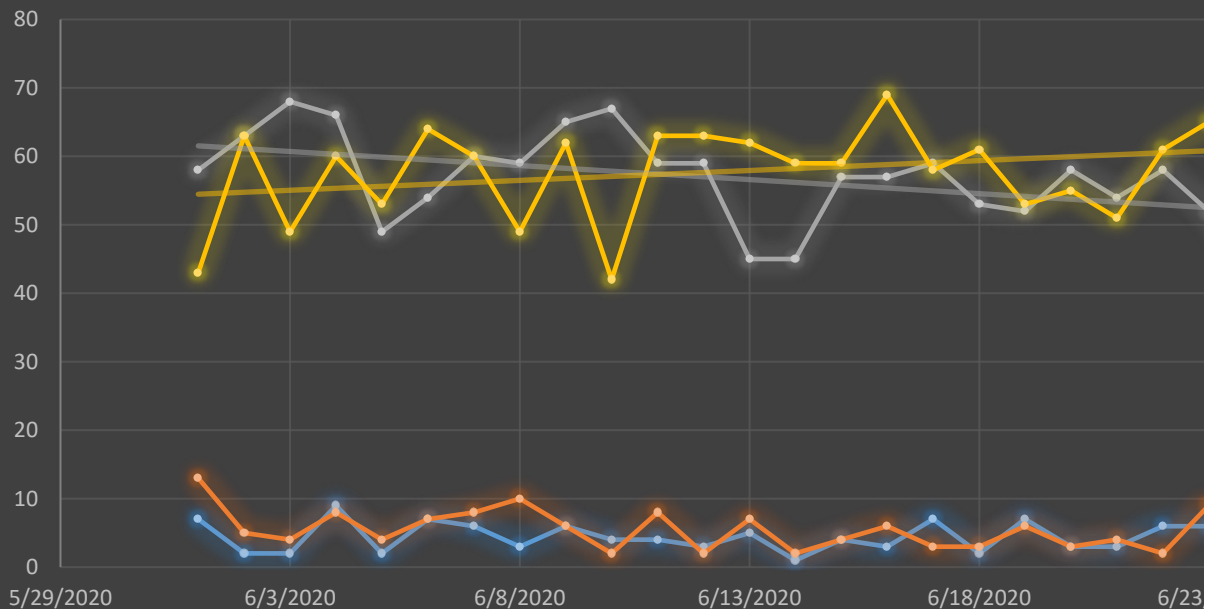






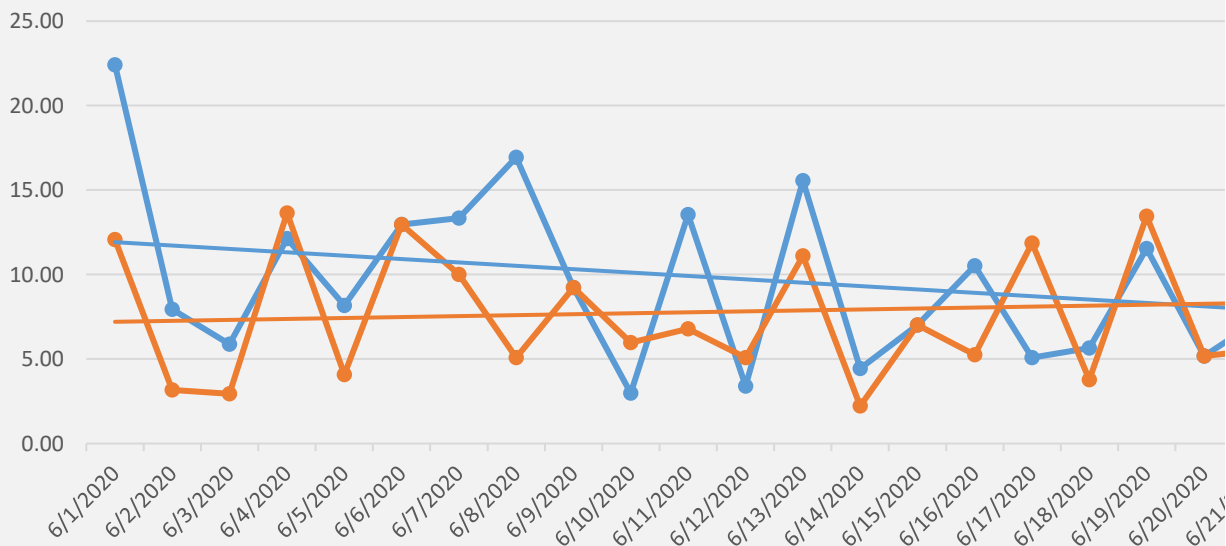
### MFD Covid-19 JUNE Surveillance

- Patient Care Reports With Medic "YES" Answer to "Suspected Covid-19"
- Patient Care Reports With Respiratory or Infectious Complaint
- All Patient Care Reports 2020
- All Patient Care Reports 2019
- Linear (All Patient Care Reports 2020)

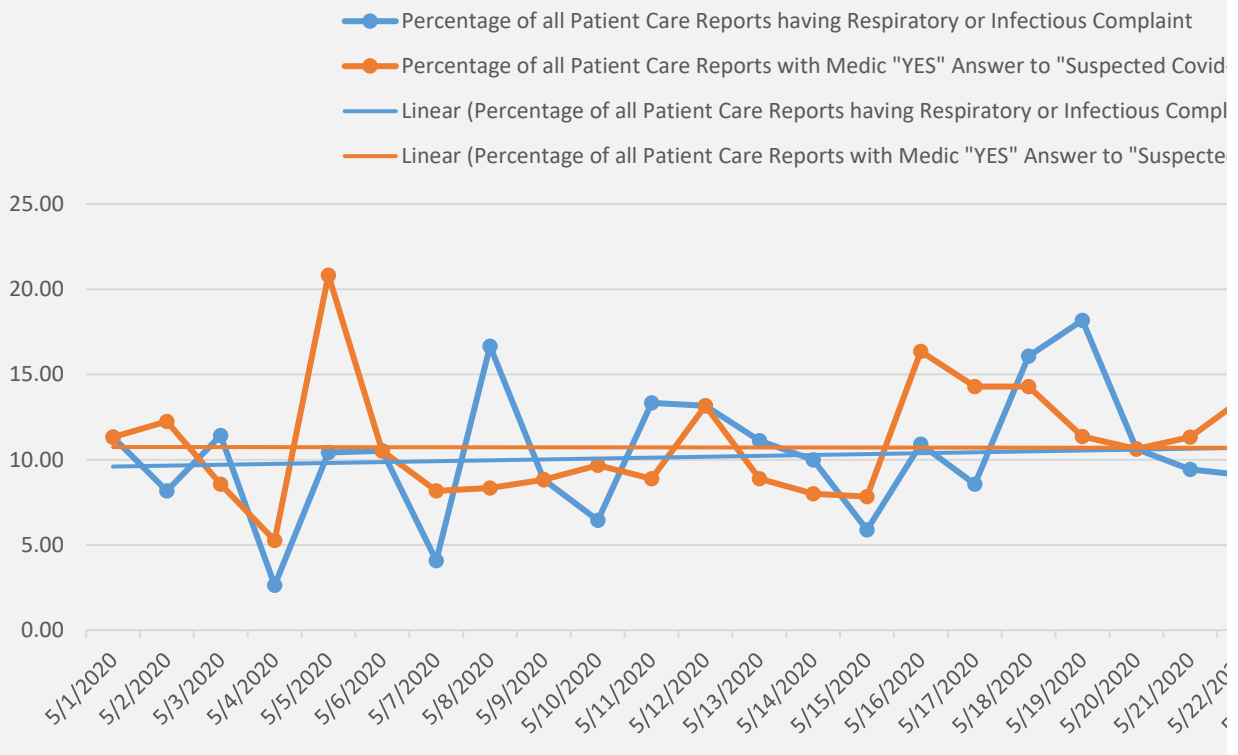


### Percentage of Patient Care Reports with Respiratory or Medic-Suspected Covid in JU

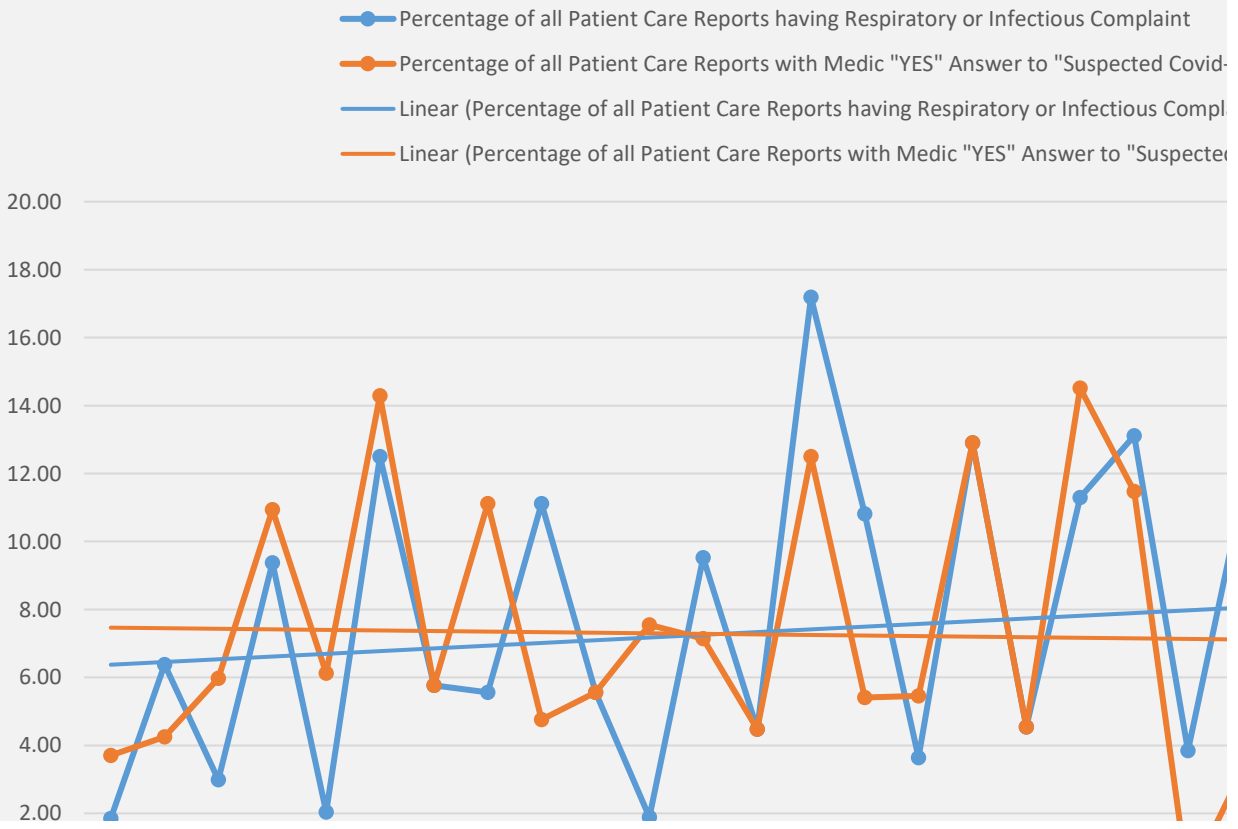
- Percentage of all Patient Care Reports having Respiratory or Infectious Complaint
- Percentage of all Patient Care Reports with Medic "YES" Answer to "Suspected Covid-19"
- Linear (Percentage of all Patient Care Reports having Respiratory or Infectious Complaint)
- Linear (Percentage of all Patient Care Reports with Medic "YES" Answer to "Suspected Covid-19")




### Percentage of Patient Care Reports with Respiratory or Medic-Suspected Covid in M

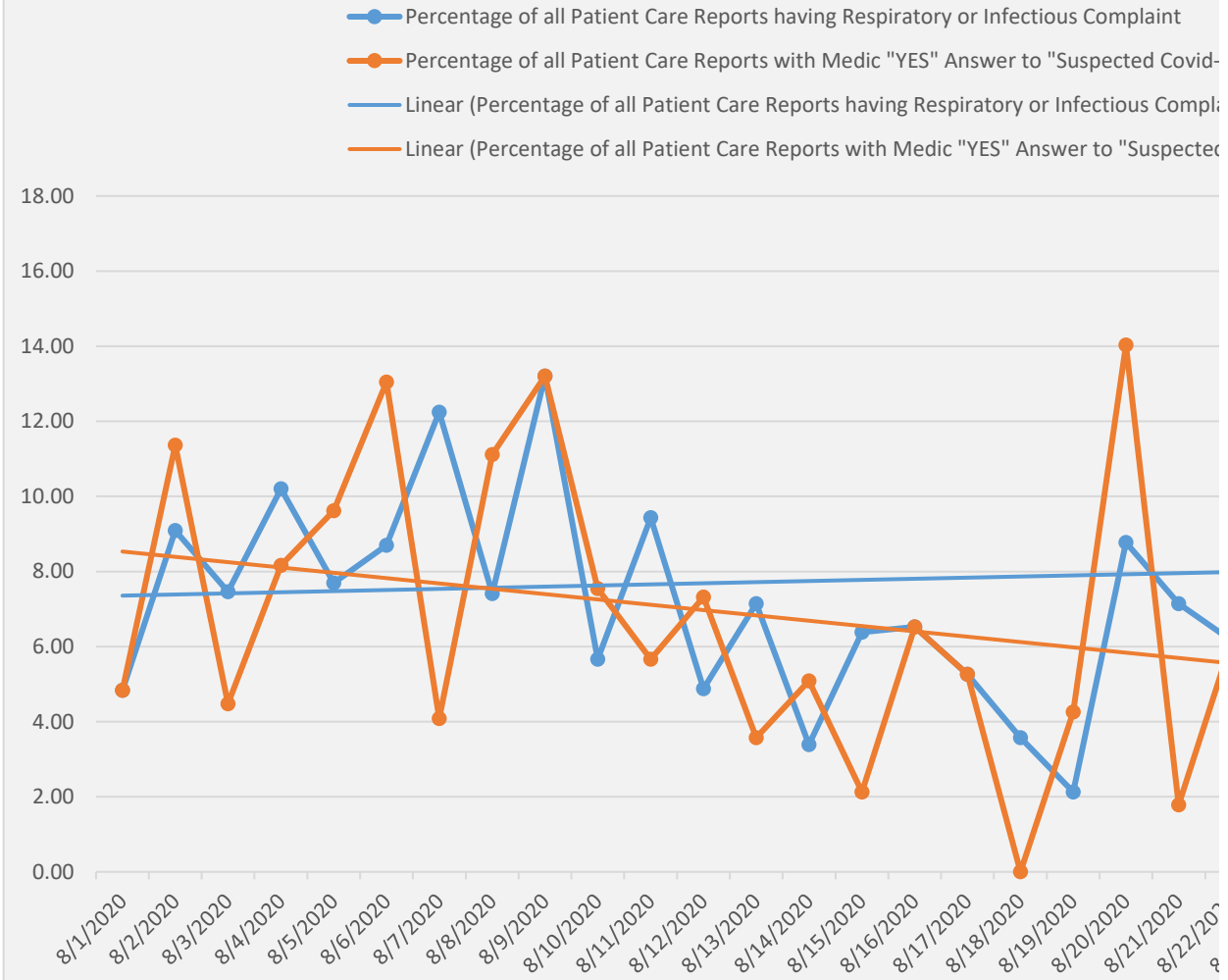


### Percentage of Patient Care Reports with Respiratory or Medic-Suspected Covid in JU

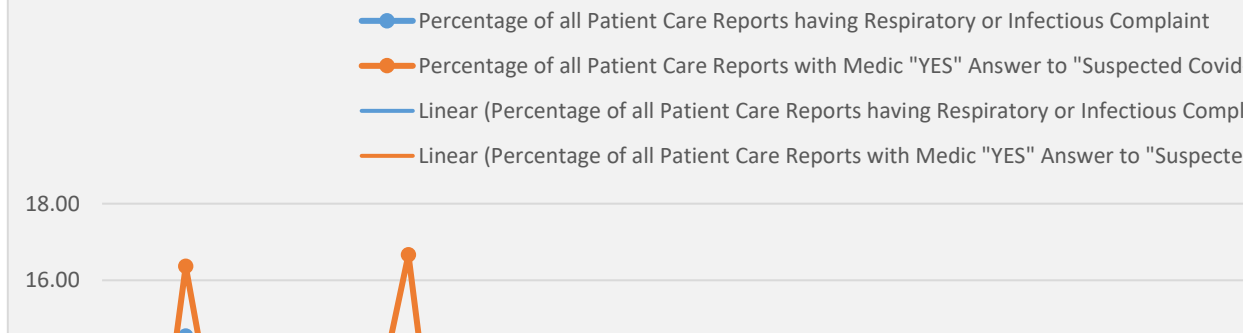


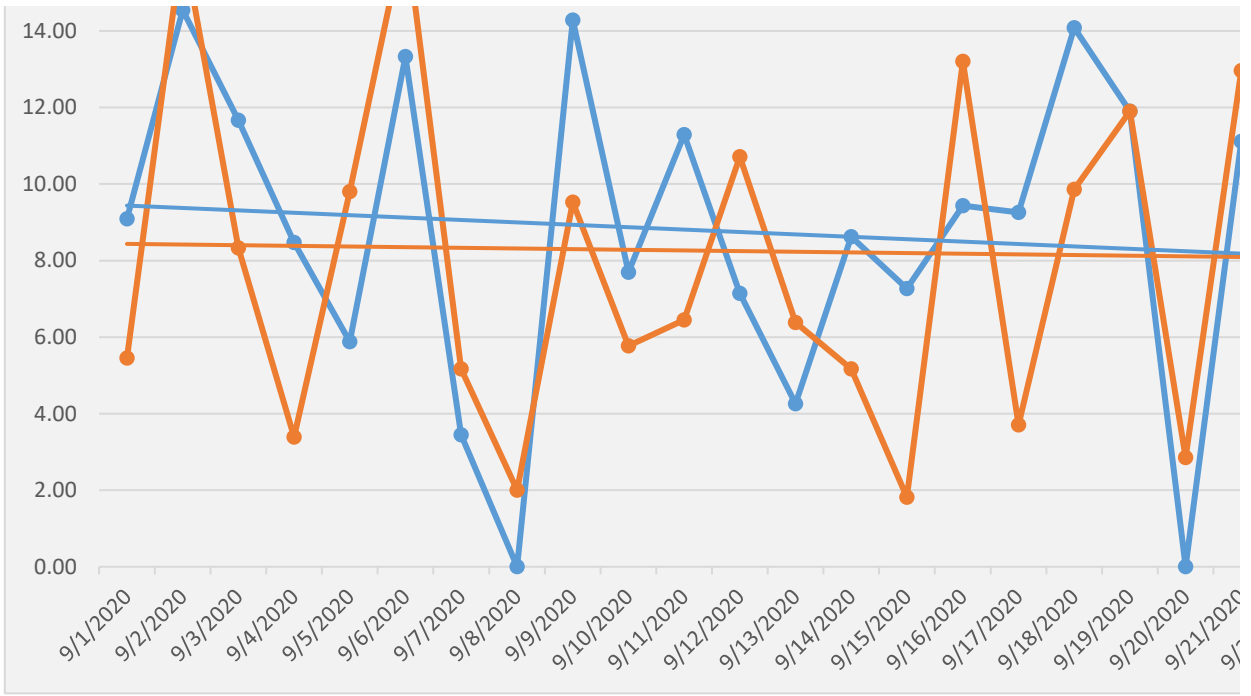


### Percentage of Patient Care Reports with Respiratory or Medic-Suspected Covid in **AUG**

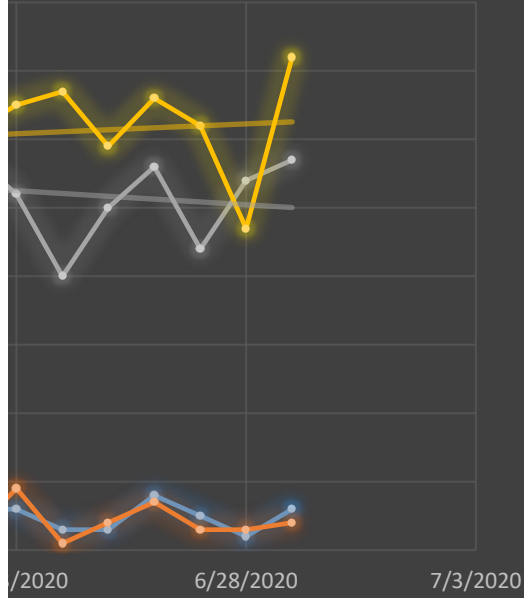


### Percentage of Patient Care Reports with Respiratory or Medic-Suspected Covid in **SEPTE**

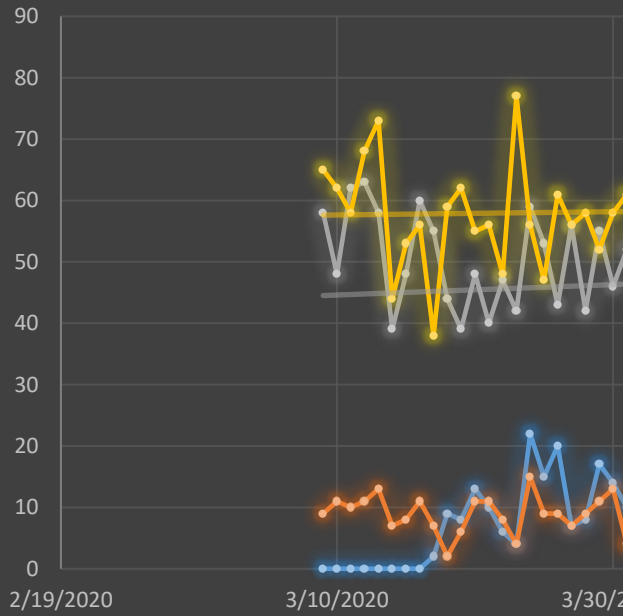




vid-19" Question

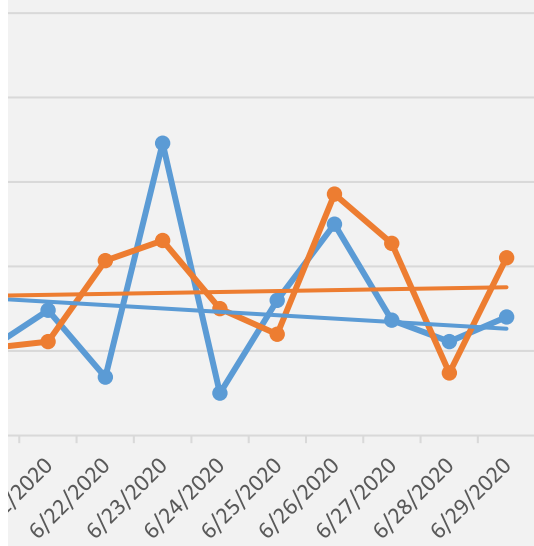


● Patient Care Reports With M  
 ● All Patient Care Reports 2020  
 — Linear (All Patient Care Repo

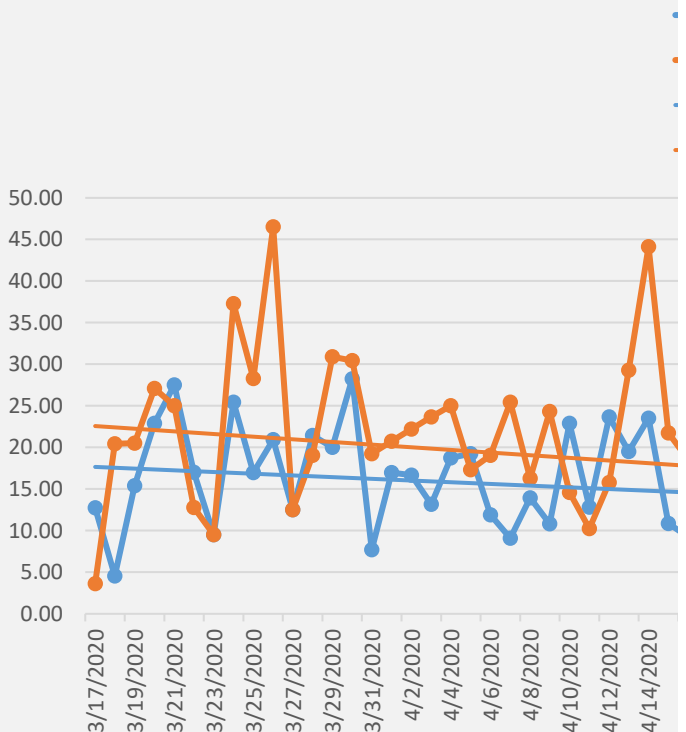


### y/Infectious Complaint LINE

-19" Question  
 (aint)  
 d Covid-19" Question)



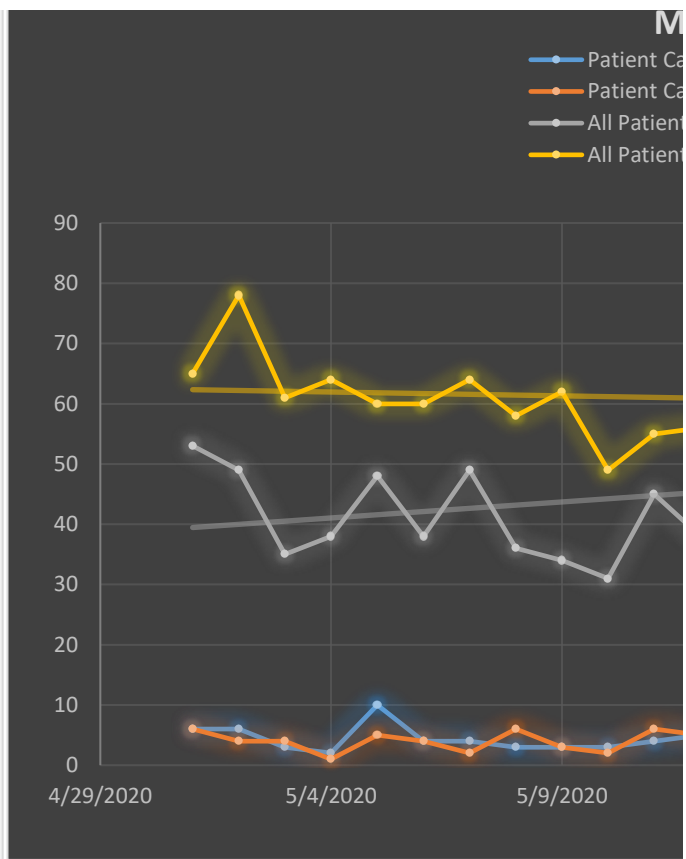
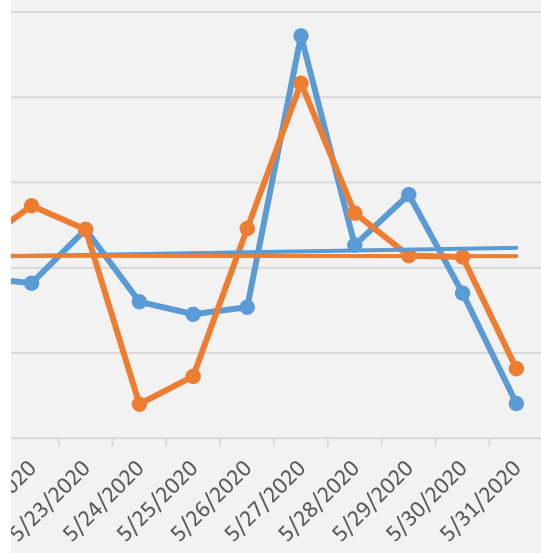
Pe



## May/Infectious Complaint

May

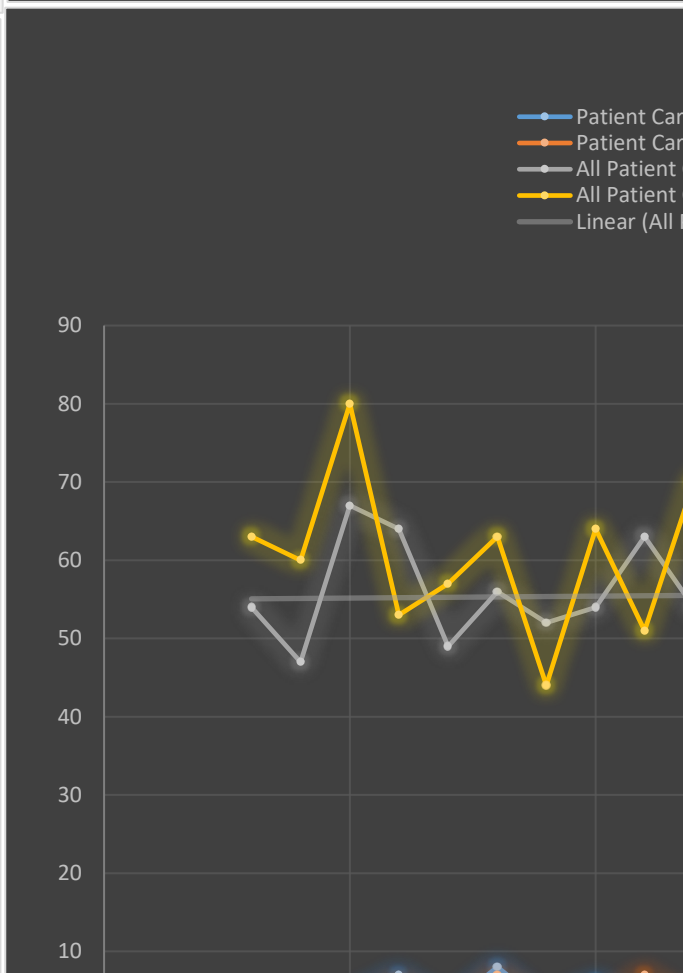
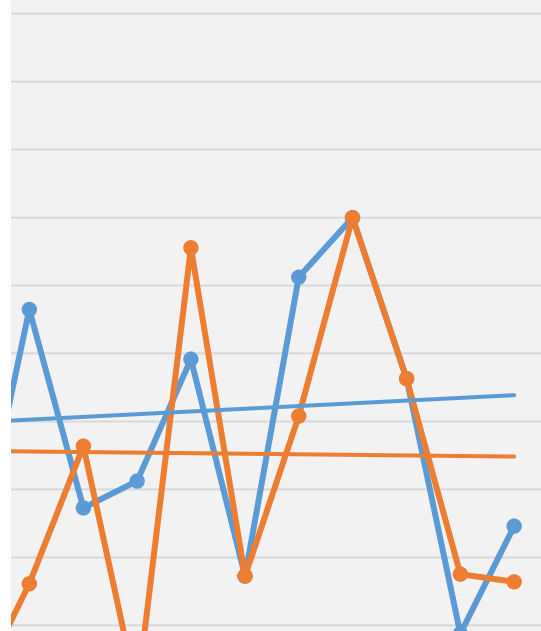
2019 Question  
 (Infectious Complaint)  
 (Did you have a Covid-19 Question)




## July/Infectious Complaint

July

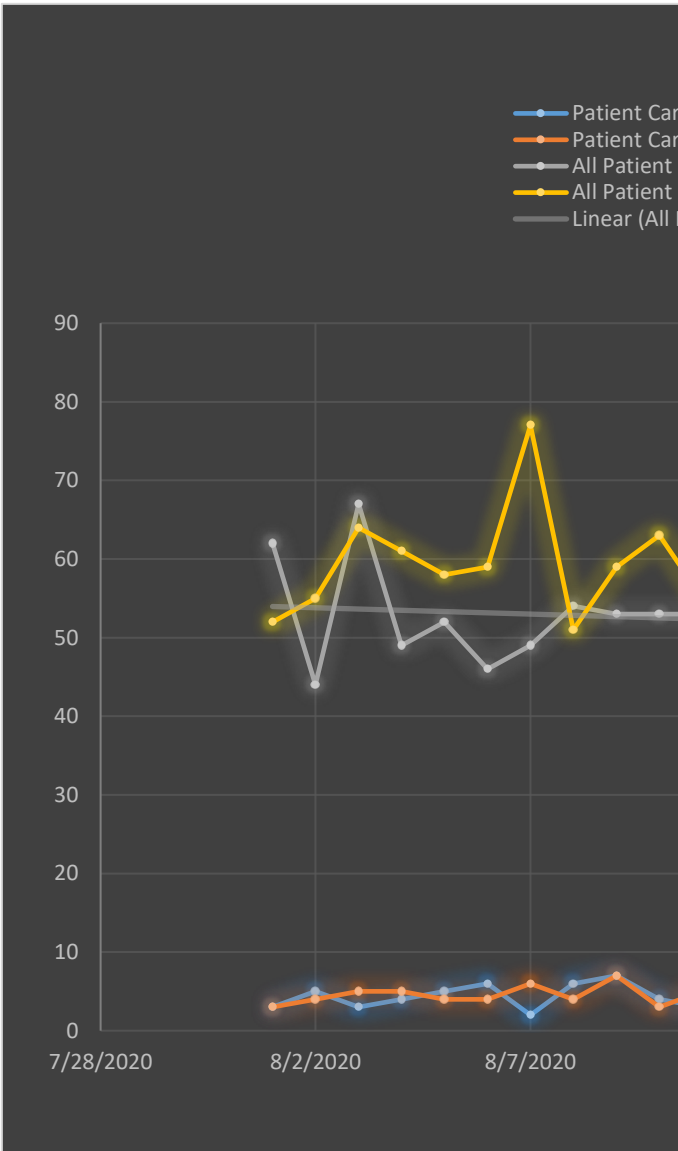
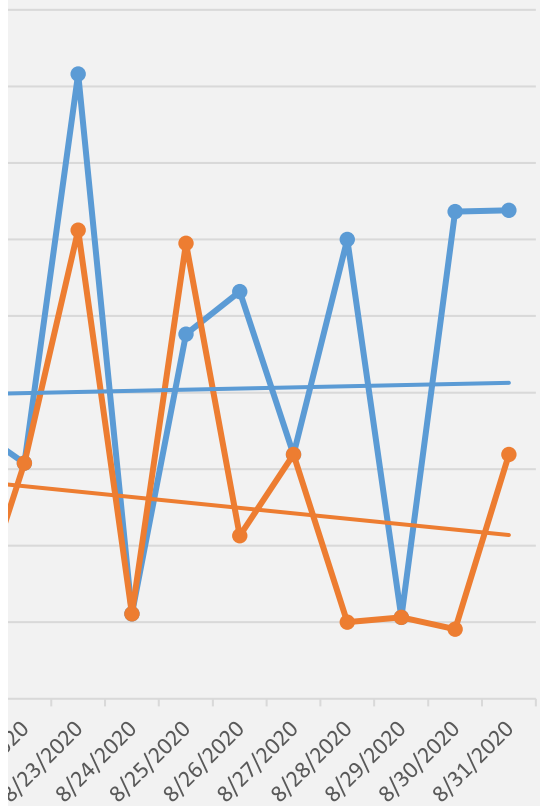
2019 Question  
 (Infectious Complaint)  
 (Did you have a Covid-19 Question)





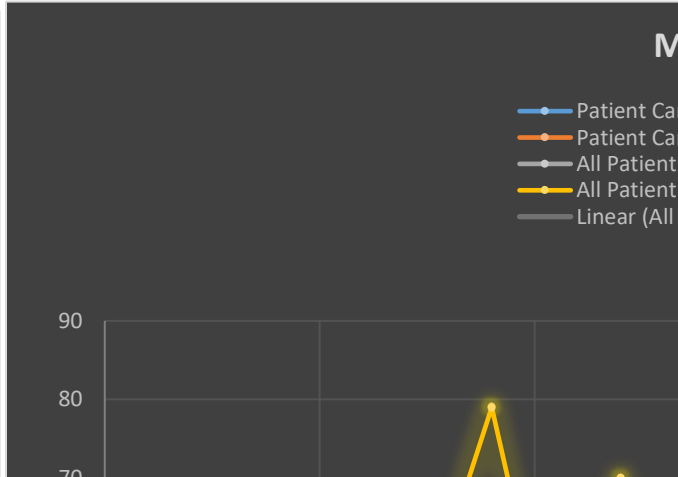
**y/Infectious Complaint**  
**JUST**

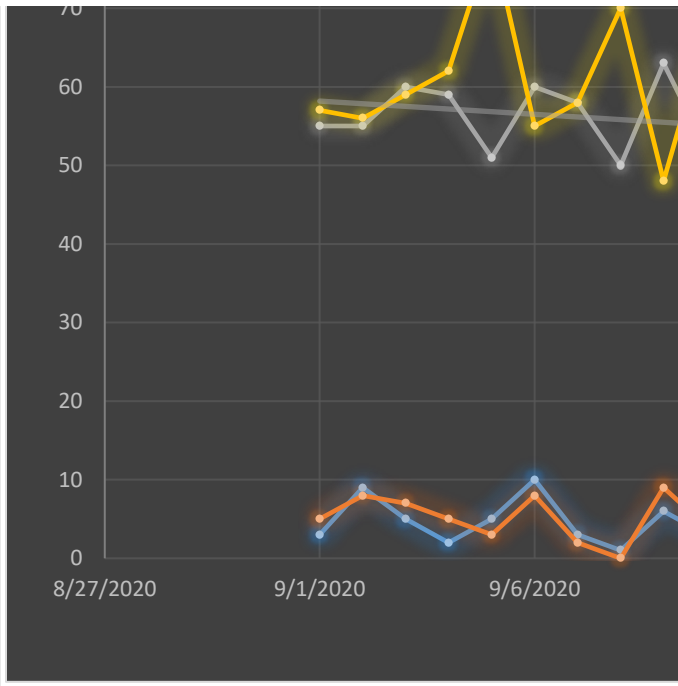
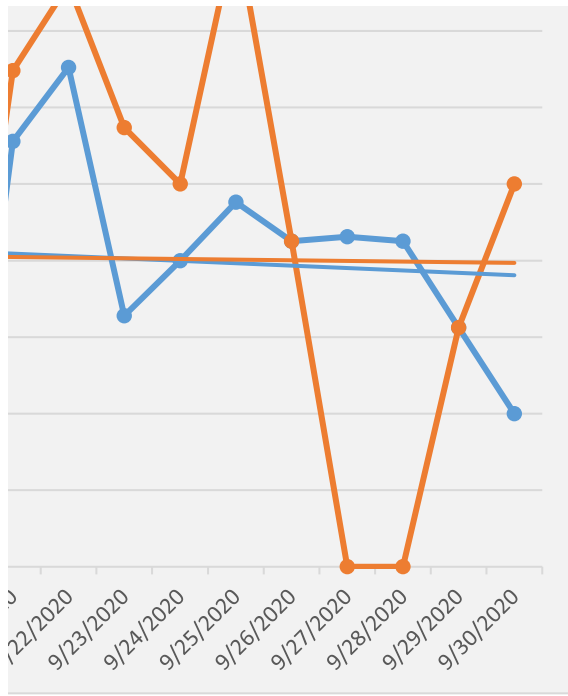
-19" Question  
aint)  
d Covid-19" Question)



**y/Infectious Complaint**  
**EMBER**

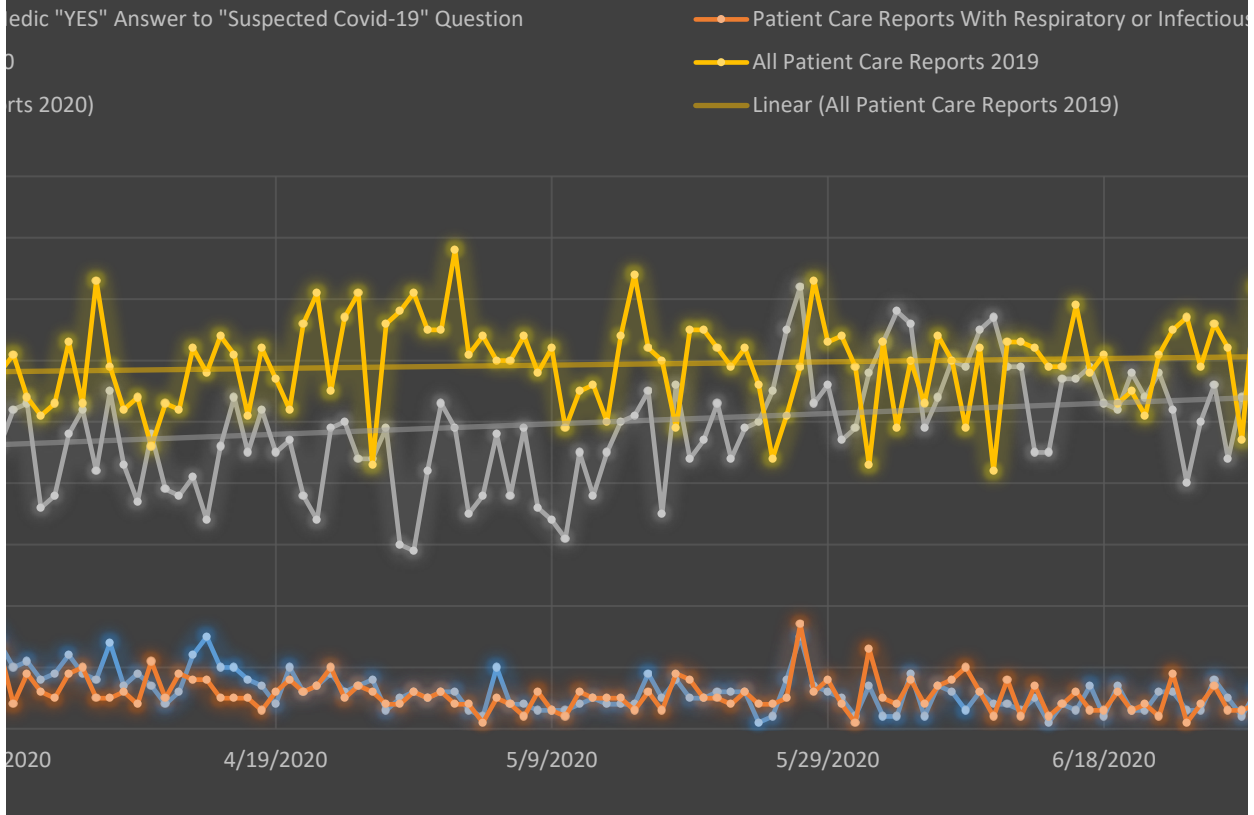
-19" Question  
aint)  
d Covid-19" Question)



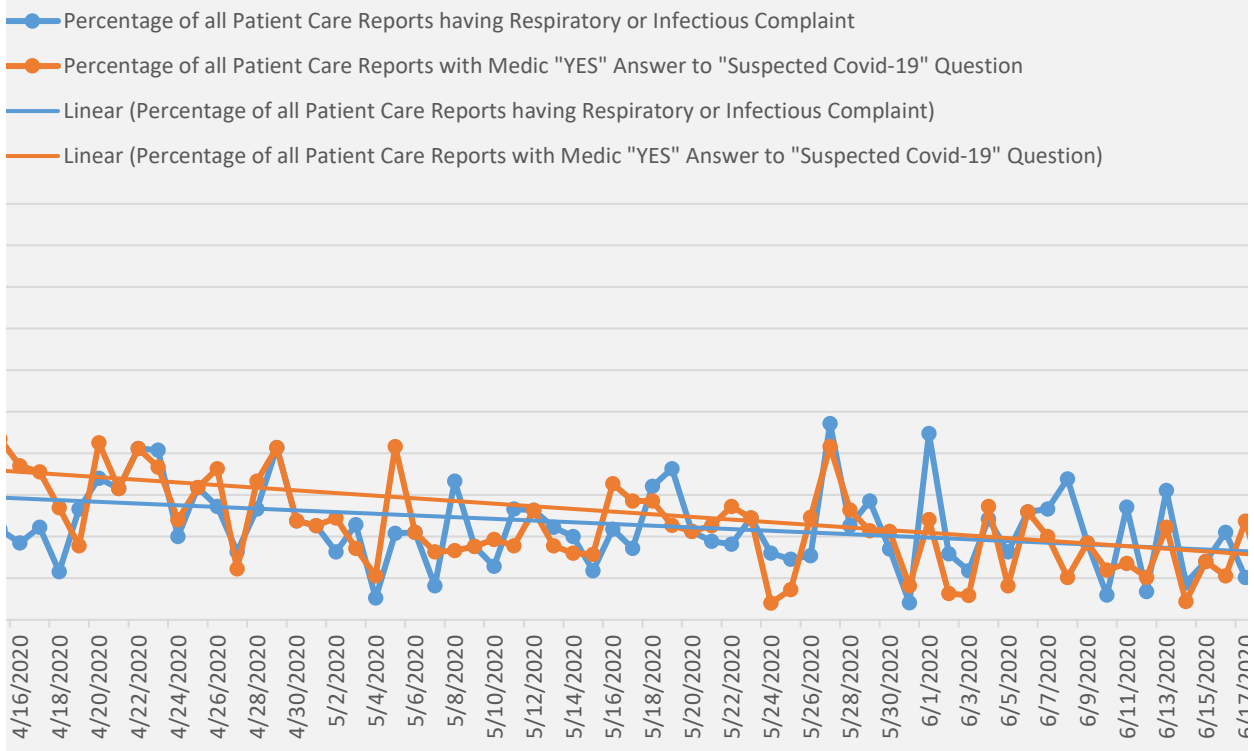




## MFD Covid-19 Daily Surveillance

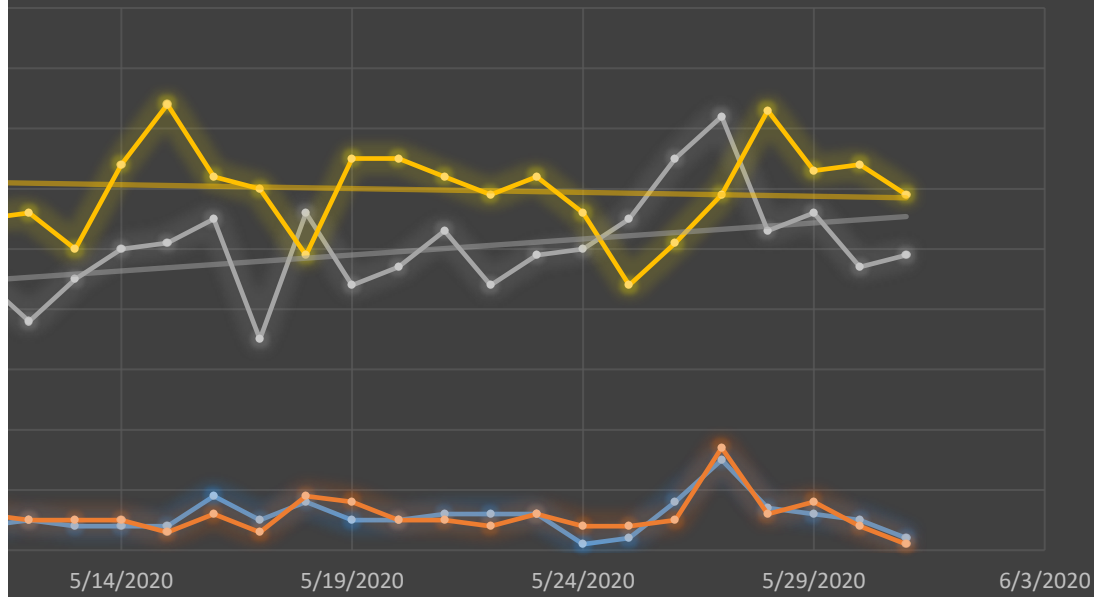


## Percentage of Patient Care Reports with Respiratory/Infectious Complaint or Medic-Suspected Covid



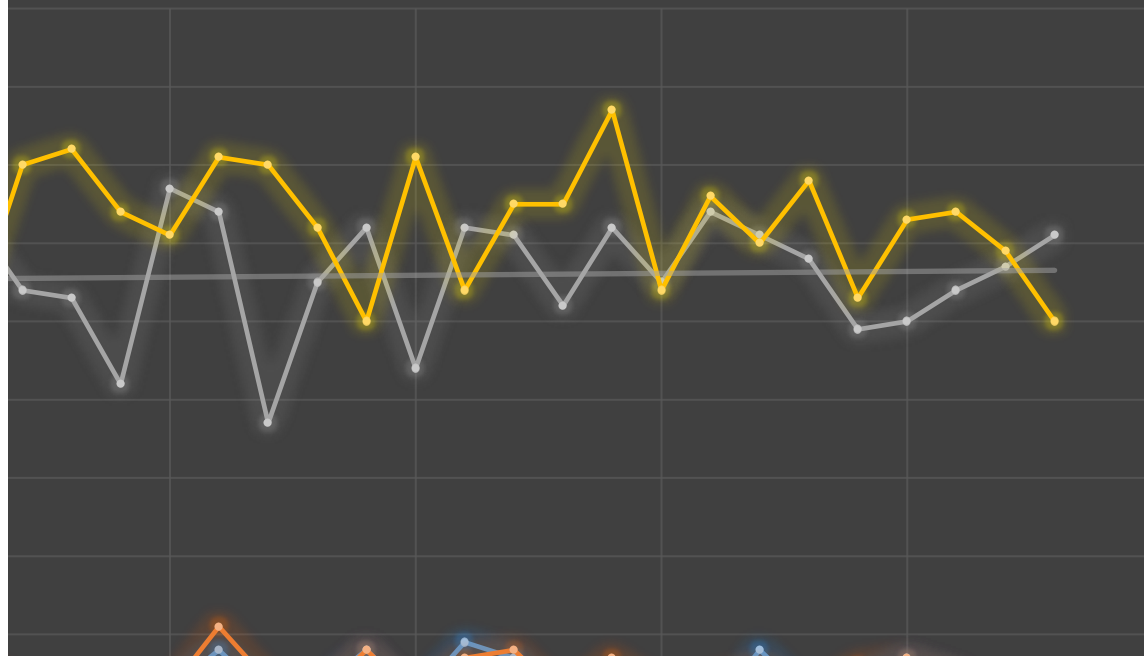
## MFD Covid-19 MAY Surveillance

are Reports With Medic "YES" Answer to "Suspected Covid-19" Question  
are Reports With Respiratory or Infectious Complaint  
t Care Reports 2020  
t Care Reports 2019



## MFD Covid-19 JULY Surveillance

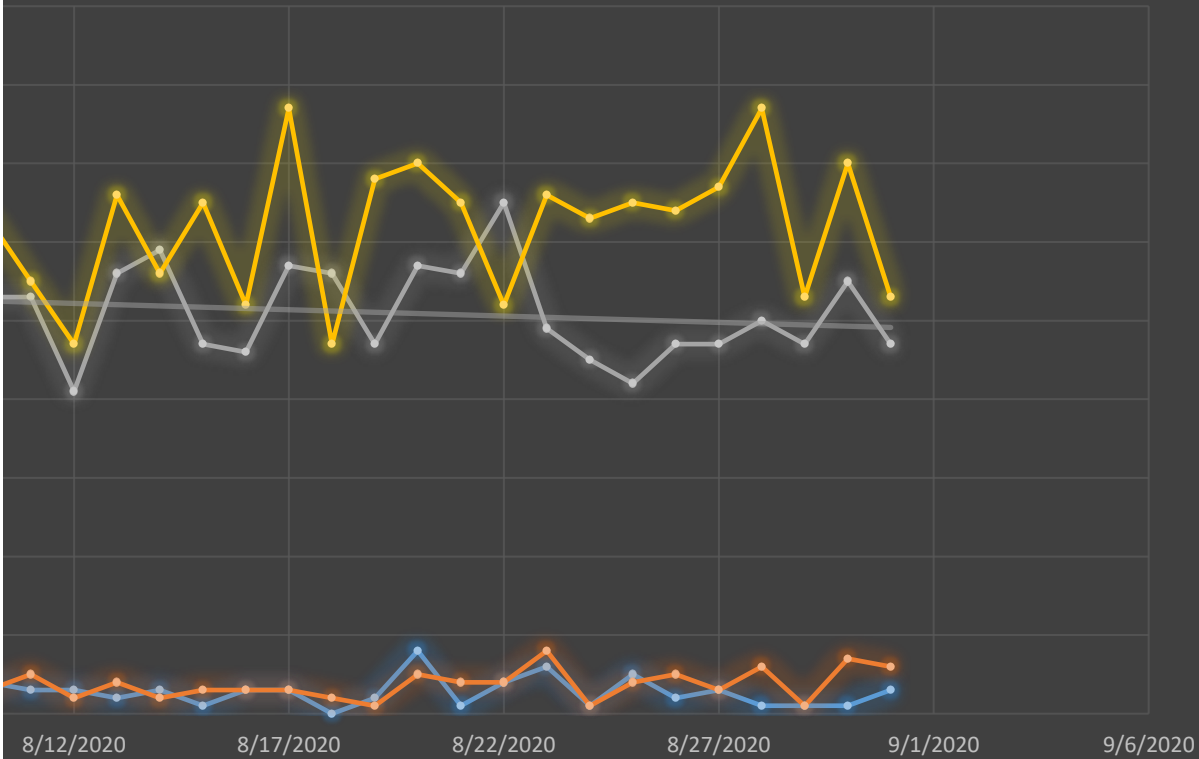
re Reports With Medic "YES" Answer to "Suspected Covid-19" Question  
re Reports With Respiratory or Infectious Complaint  
Care Reports 2020  
Care Reports 2019  
(Patient Care Reports 2020)





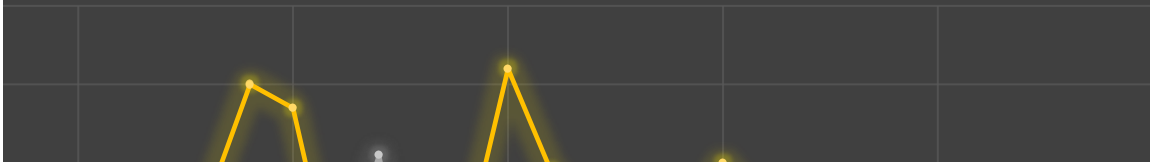
## MFD Covid-19 **AUGUST** Surveillance

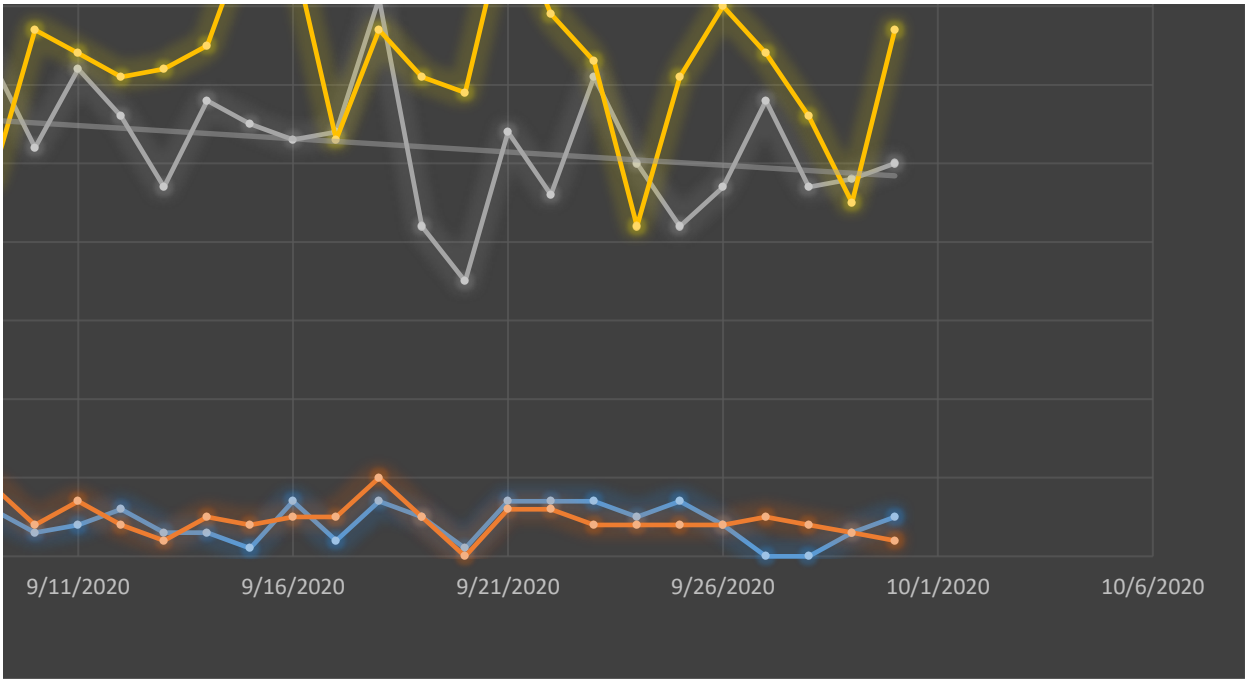
re Reports With Medic "YES" Answer to "Suspected Covid-19" Question  
 re Reports With Respiratory or Infectious Complaint  
 Care Reports 2020  
 Care Reports 2019  
 Patient Care Reports 2020)



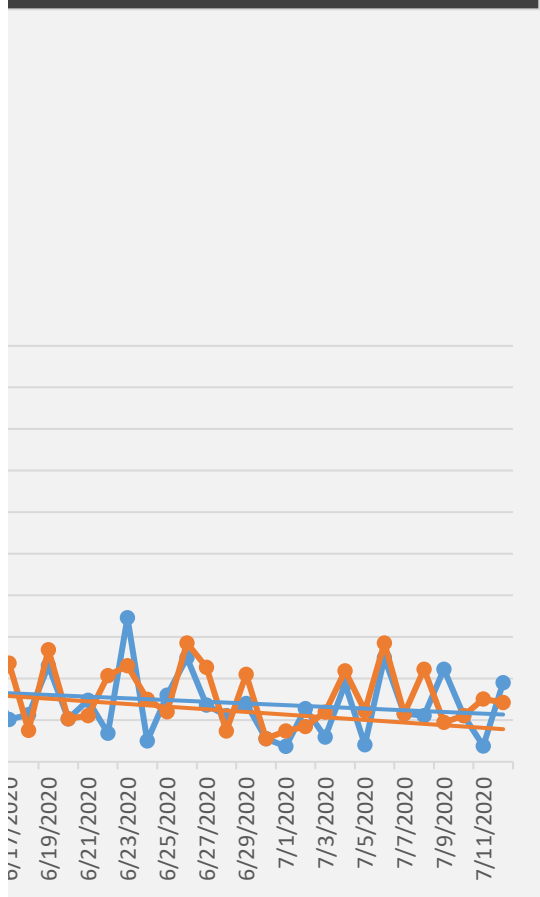
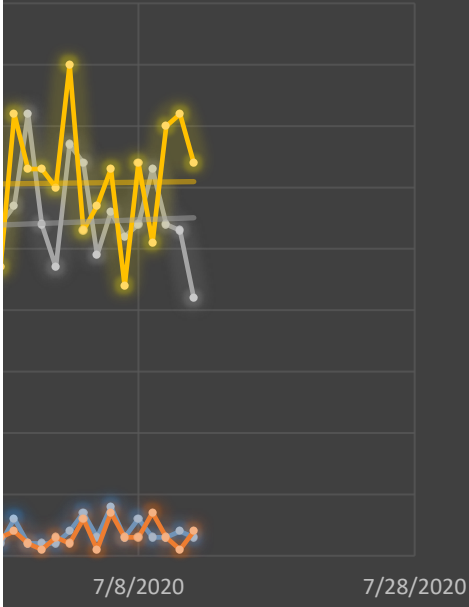
## MFD Covid-19 **SEPTEMBER** Surveillance

re Reports With Medic "YES" Answer to "Suspected Covid-19" Question  
 re Reports With Respiratory or Infectious Complaint  
 Care Reports 2020  
 Care Reports 2019  
 Patient Care Reports 2020)





s Complaint







|