

**NOTES**

- CONTRACTOR IS RESPONSIBLE FOR FIELD VERIFICATION OF ALL EXISTING SITE ELEMENTS. CONTRACTOR SHALL CONTACT DIGGERS HOTLINE AND UW-MADISON FP&M FOR UNDERGROUND UTILITY LOCATIONS.
- EXISTING SITE SURVEY AND BENCHMARK INFORMATION WAS PROVIDED BY JSD PROFESSIONAL SERVICES, INC. THE SURVEY WAS CREATED OCTOBER 21, 2009. IT IS THE CONTRACTOR'S RESPONSIBILITY TO FIELD VERIFY SURVEY INFORMATION PRIOR TO START OF CONSTRUCTION AND REPORT AND DISCREPANCIES.
- ALL CURB RADII TO BE 6'-0" UNLESS NOTED OTHERWISE ON PLAN.
- ALL EXISTING UTILITY STRUCTURES ON THE SITE, INCLUDING BUT NOT LIMITED TO THE NW LOADING DOCK AREA AND THE AREA ALONG OLD UNIVERSITY AVE. ARE TO BE PROTECTED DURING CONSTR. AND RAISED AND/OR LOWERED TO MATCH THE FINAL PROPOSED GRADES NOTED ON THIS PLAN. THE EX. STRUCTURES WILL NEED TO HAVE THE RIM PIECES REMOVED FROM THE EX. CONCRETE THAT THEY ARE EMBEDDED IN.

**KEY**

- CONCRETE
- HEAVY DUTY CONCRETE
- ASPHALT
- HEAVY DUTY ASPHALT
- PAVERS ON ASPHALT BASE
- PAVERS ON SAND BASE
- EX. EXISTING
- TYP. TYPICAL
- R x x" RADIUS

THE LOCATION OF EXISTING UTILITY INSTALLATIONS AS SHOWN ON THE PLAN ARE APPROXIMATE. THERE MAY BE OTHER UTILITY INSTALLATIONS WITHIN THE PROJECT AREA THAT ARE NOT SHOWN.

TO OBTAIN A LOCATION OF EXISTING UTILITIES CALL 1-800-242-8511

CALL DIGGERS HOTLINE  
TOLL FREE 1-800-242-8511

FAX A LOCATE 1-800-338-3860  
TDD (FOR HEARING IMPAIRED) 1-800-542-2289

WIS. STATUTE §2.02(3), (1974)  
REVISED 10/17/03  
NOTICE BEFORE YOU EXCAVATE.

Architect:  
**Potter Lawson**

Project No:  
2009.18.00

Consultant:

State of Wisconsin  
Department of Administration  
Division of State Facilities

Project Title:  
**WISCONSIN ENERGY INSTITUTE**

Project Location:  
UNIVERSITY OF WISCONSIN-MADISON  
MADISON, WISCONSIN

Sheet Title:  
Layout Plan

Revisions:

No.	Date	Description


Graphic Scale: 0' 5' 10' 20' 30'

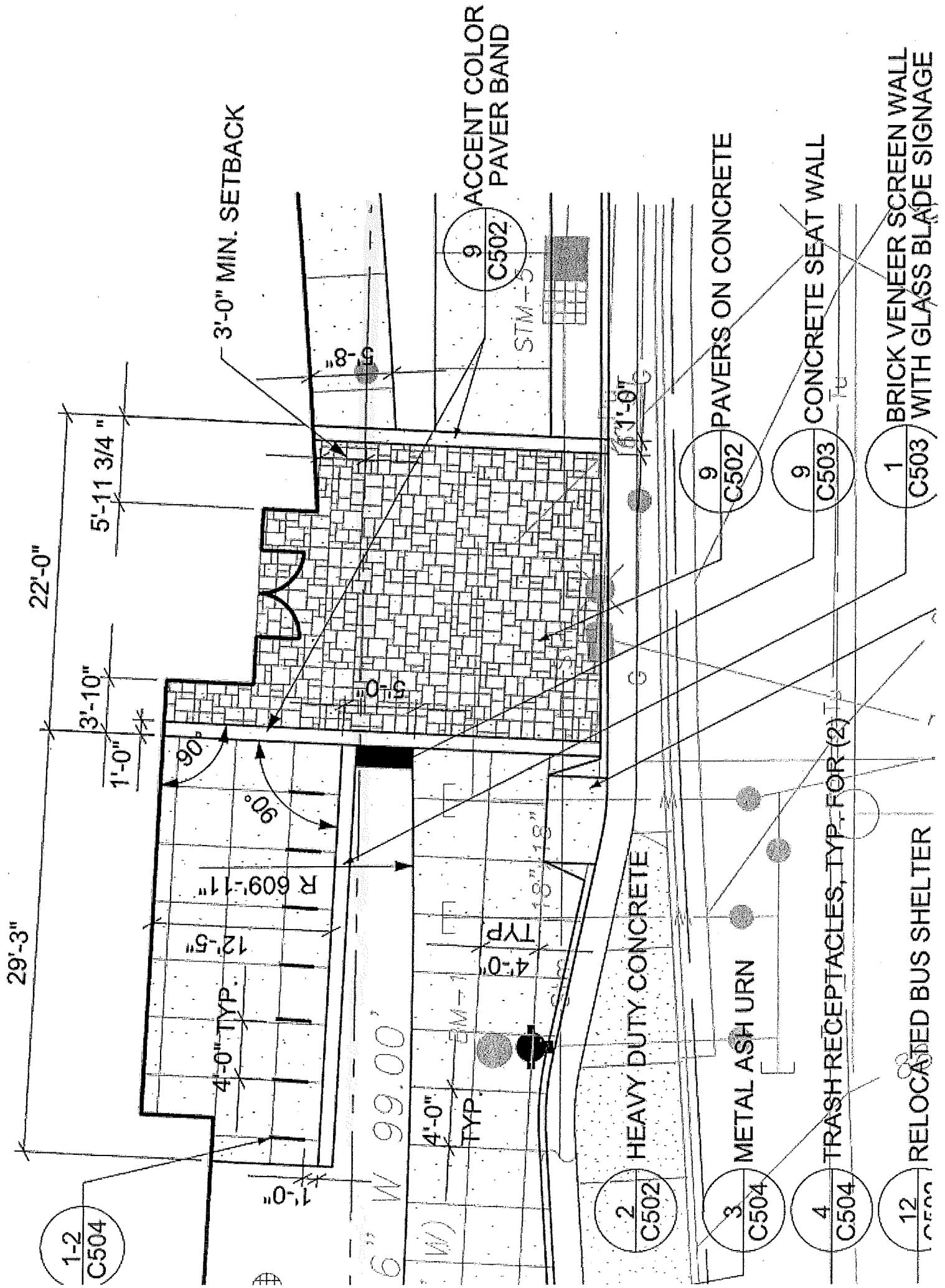
DSF Number: OBA2E

Set Type: BD

Date Issued: 1/17/2011

Sheet Number: C301





1-2  
C504

3'-0" MIN. SETBACK

9  
C502  
ACCENT COLOR  
PAVER BAND

9  
C502  
PAVERS ON CONCRETE

9  
C503  
CONCRETE SEAT WALL

1  
C503  
BRICK VENEER SCREEN WALL  
WITH GLASS BLADE SIGNAGE

2  
C502  
HEAVY DUTY CONCRETE

3  
C504  
METAL ASH URN

4  
C504  
TRASH RECEPTACLES, TYP. FOR (2)

12  
C500  
RELOCATED BUS SHELTER

6" W 99.00'

4'-0" TYP.

4'-0" TYP.

12'-5"

90°

90°

1'-0"

3'-10"

22'-0"

5'-11 3/4"

8'-8"

STM-5

1'-0"

5'-0"

4'-0"

4'-0"

4'-0"

4'-0"

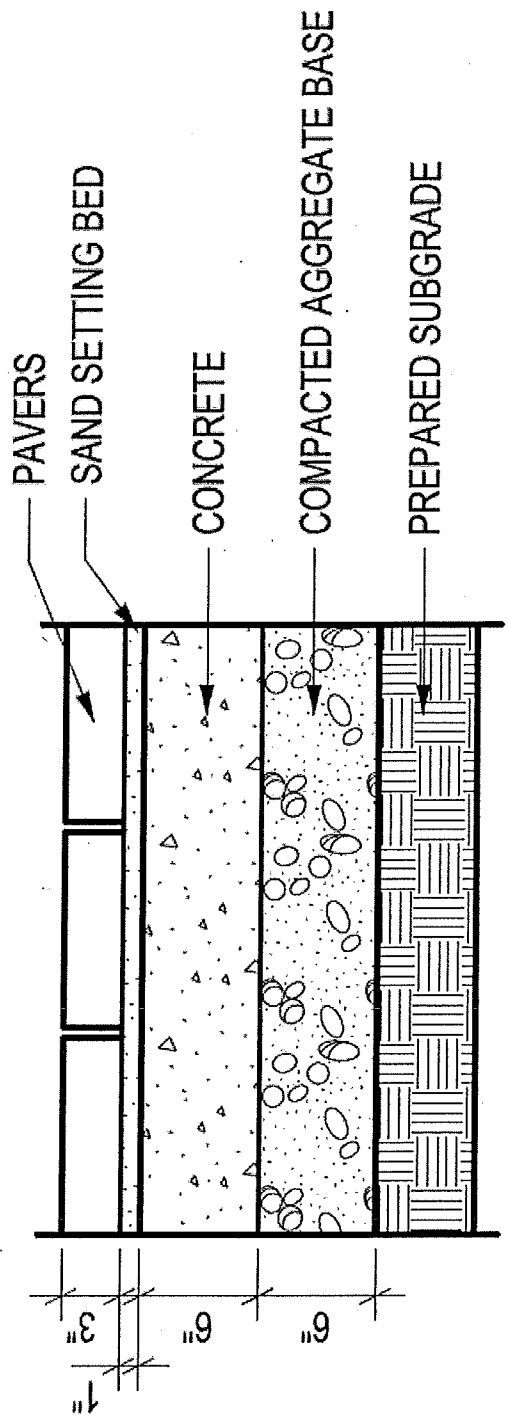
4'-0"

4'-0"

4'-0"

4'-0"

4'-0"



9 PAVERS ON CONCRETE

C502

