

CITY OF MADISON
INTRA-DEPARTMENTAL
CORRESPONDENCE

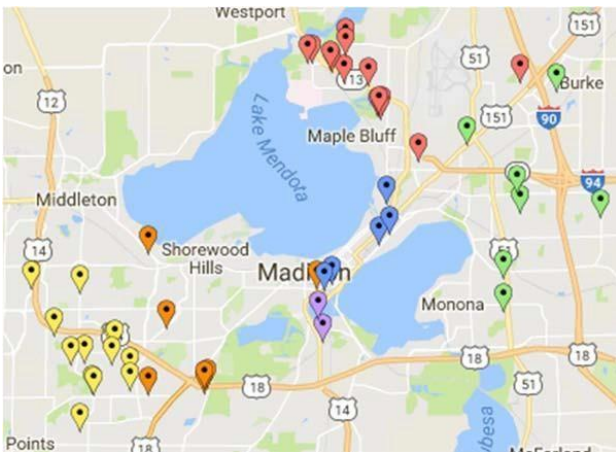
DATE: April 13, 2018

TO: All Alders
FROM: Michael Koval, Chief of Police
SUBJECT: Quarterly Update

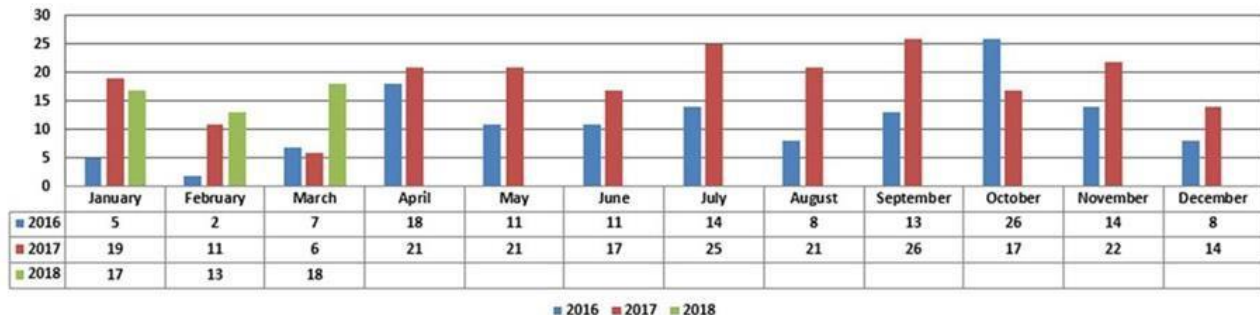
This document provides an update on selected MPD topics for the first quarter (January, February and March) of 2018. Please consider the data included in this update as preliminary, subject to modification.

Significant Incident Types

Shots Fired – there were forty-eight (48) shots fired incidents in the City from January 1st through March 31st. This is a **33%** increase over the first quarter of 2017. Twenty-seven (27) shots fired incidents were reported during the 4pm – midnight period; twelve (12) were reported during the midnight – 8am time period; and nine (9) were reported during the 8am – 4pm time period.

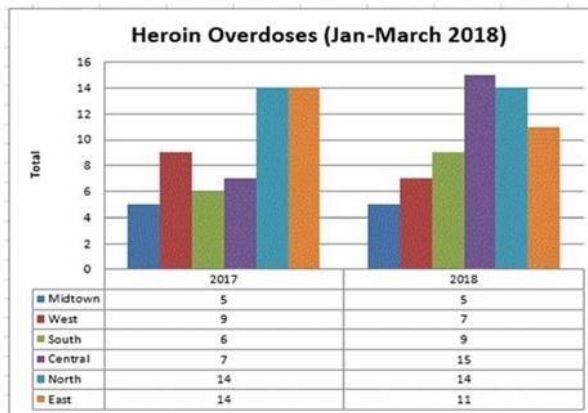
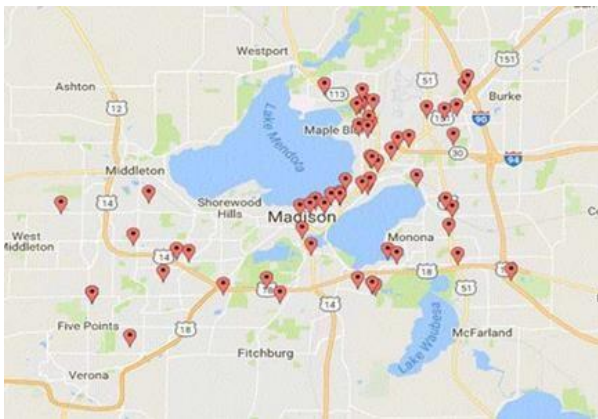


Shots Fired by Month

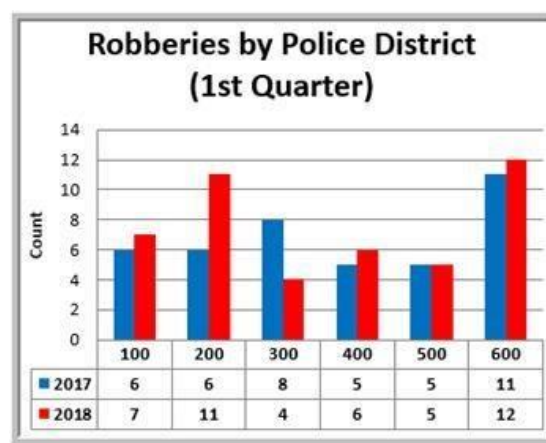
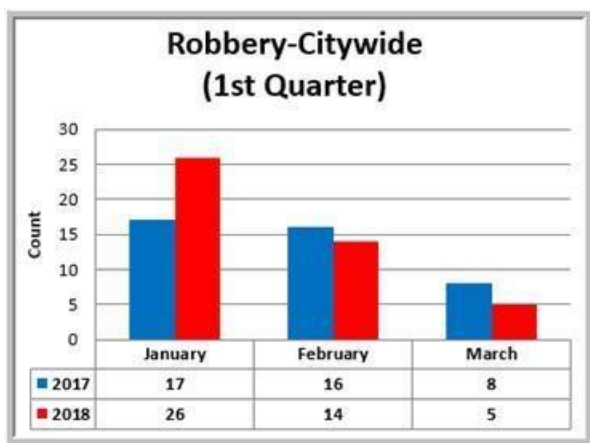


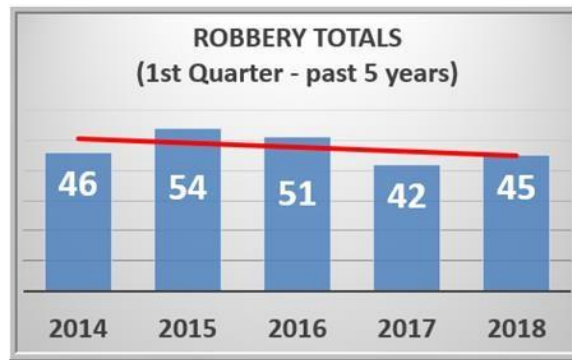
Heroin Overdoses – MPD responded to sixty-one (61) known heroin overdoses during the first quarter of 2018. This is an increase of **11%** from the first quarter in 2017. Note that these figures refer to known overdoses...now that Narcan is available over the counter, it is likely that many overdoses are occurring without any report to MPD or MFD.

There were nine (9) overdose deaths during the first quarter of 2018. This is a 13% increase over the first quarter in 2017 [note that these figures only include overdose deaths with police involvement and clear evidence of an overdose; the actual figure may be higher]. The increased purity of heroin and the combination of Fentanyl and heroin are contributing factors to this increase.



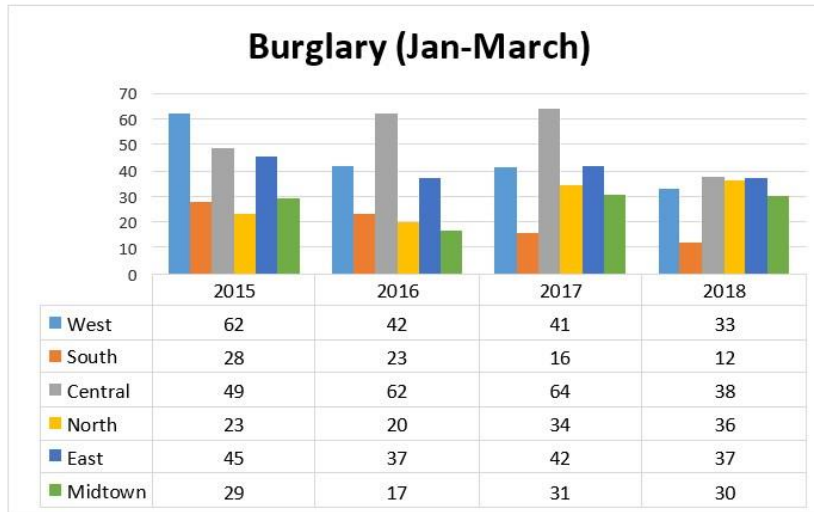
Robberies – forty-five (45) robberies occurred in the City during the first quarter of 2018. This is a 7% increase from the first quarter of 2017.





Burglaries – MPD responded to 204 burglaries during the first quarter of 2018. This is an 11% decrease from the first quarter in 2017.

Of the burglaries occurring during the first quarter, at least sixty-nine (69) burglaries occurred when a resident was at home and/or asleep, and at least seventy (70) burglaries occurred with the help of an unlocked door or an open garage. Eleven (11) firearms and seven (7) vehicles were taken during first quarter burglaries.



Arrest Data

First quarter arrest data:

Race	Q1	Q2	Q3	Q4	Total	%
Asian	25				25	1.4%
African-American	840				840	47.1%
Native American	11				11	0.6%
Other	30				30	1.7%
Caucasian	876				876	49.2%
Total	1782	0	0	0	1782	100.0%
Hispanic	104				104	5.8%

**"Hispanic" is not a racial designator used for UCR/IBR crime reporting purposes. However, it is an ethnicity collected and tracked in MPD's records management system, in addition to race. These arrest figures are based on that data. Each arrested person with a Hispanic ethnicity will also have a race indicated (from the above options) and reflected in MPD's crime reporting.

Sex	Q1	Q2	Q3	Q4	Total	%
Male	1232				1232	69.1%
Female	550				550	30.9%
Unknown	0				0	0.0%
Total	1782	0	0	0	1782	100.0%

IBR Arrest Charges						
Group A Offenses	Q1	Q2	Q3	Q4	Total	%
Animal Cruelty	0				0	0.0%
Arson	2				2	0.1%
Assault Offenses	214				214	8.1%
Bribery	0				0	0.0%
Burglary	32				32	1.2%
Counterfeiting/Forgery	7				7	0.3%
Damage to Property	104				104	3.9%
Drug/Narcotic Offenses	204				204	7.7%
Embezzlement	5				5	0.2%
Extortion	0				0	0.0%
Fraud Offenses	25				25	0.9%
Gambling Offenses	0				0	0.0%
Homicide Offenses	2				2	0.1%
Human Trafficking Offenses	0				0	0.0%
Kidnapping/Abduction	10				10	0.4%
Larceny/Theft Offenses	314				314	11.8%
Motor Vehicle Theft	32				32	1.2%
Pornography/Obscene Material	6				6	0.2%
Prostitution Offenses	0				0	0.0%
Robbery	13				13	0.5%
Sex Offenses, Forcible	17				17	0.6%
Sex Offenses, Non-Forcible	2				2	0.1%
Stolen Property Offenses	7				7	0.3%
Weapon Law Violations	34				34	1.3%
Group B Offenses	Q1	Q2	Q3	Q4	Total	%
Bad Checks	0				0	0.0%
Curfew/Loitering/Vagrancy Violations	6				6	0.2%
Disorderly Conduct	472				472	17.8%
Driving Under the Influence	68				68	2.6%
Drunkenness	0				0	0.0%
Family Offenses, Nonviolent	10				10	0.4%
Liquor Law Violations	66				66	2.5%
Peeping Tom	0				0	0.0%
Runaway	0				0	0.0%
Trespass of Real Property	182				182	6.9%
All Other Offenses	816				816	30.8%
Total	2650	0	0	0	2650	100.0%

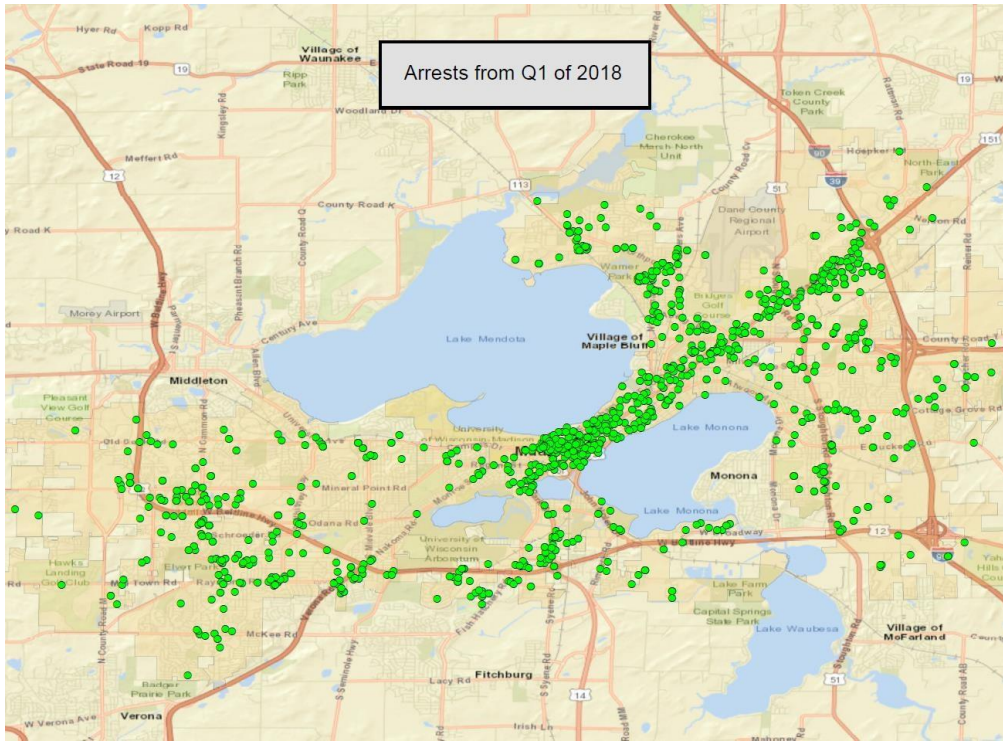
* More than one charge may be connected to an arrest.

Note that the first two tables reflect persons arrested, and the third table reflects charges. Some arrested persons are charged with multiple offenses, so the totals will not match.

Also, there has been some historical variation in the offense categories that the department has used when reporting crime data, particularly after the transition to Incident Based Reporting (IBR). Moving forward, the

department will report all IBR categories using the designated IBR titles. This format will also be used in the MPD annual report and quarterly public releases.

First quarter arrests reflected geographically:



Comparison of 2017 to 2018 first quarter arrest data:

Race	2017 (Q1)	2018 (Q1)
Asian	48	25
African-American	836	840
Native American	9	11
Other	37	30
Caucasian	979	876
Total	1909	1782

Hispanic*	138	104
------------------	------------	------------

*"Hispanic" is not a racial designator used for UCR/IBR crime reporting purposes. However, it is an ethnicity collected and tracked in MPD's records management system, in addition to race. These arrest figures are based on that data. Each arrested person with a Hispanic ethnicity will also have a race indicated (from the above options) and reflected in MPD's crime reporting.

Sex	2017 (Q1)	2018 (Q1)
Male	1297	1232

Female	612	550
Unknown	0	0
Total	1909	1782

Use of Force Overview

During the first quarter of 2018, MPD officers responded to 32,367 incidents. In that time, there were 54 citizen contacts in which officers used recordable force during the encounter. Each of these force incidents documented by officers was reviewed for compliance with MPD standard operating procedures.

Description	Q1	Q2	Q3	Q4	Total
Calls for Service	32367				32367
Citizen Contacts Where Force Was Used	54				54
% of CFS Where Force Was Used	0.17%				0.17%
Force	Q1	Q2	Q3	Q4	Total
Decentralization/Takedown	37				37
Active Counter Measures	18				18
Taser Deployment	4				4
Hobble Restraints	8				8
OC (i.e. Pepper) Spray Deployment	5				5
Baton Strike	0				0
K9 Bite	0				0
Firearm Discharged Toward Suspect	0				0
Impact Munition	0				0
Total	72				72
Firearm Discharged to Put Down a Sick or Suffering Animal	7				7

*Please refer to MPDs SOP on use of force data collection for the definition of recordable force and distinction between reportable and recordable use of force:

<http://www.cityofmadison.com/police/documents/sop/UseOfForceData.pdf>

Comparison of first quarter 2018 with first quarter 2017 use of force data:

Force	2017 (Q1)	2018 (Q1)
Decentralization/Takedown	32	37
Active Counter Measures	23	18
Taser Deployment	5	4
Hobble Restraints	4	8
OC (i.e. Pepper) Spray Deployment	1	5
Baton Strike	1	0
K9 Bite	0	0

Firearm Discharged Toward Suspect	0	0
Impact Munition	0	0
Total	66	72

First quarter (2018) use of force by incident type:

Decentralized/Takedown		Active Counter Measures		OC Deployed	
Adult Arrested Person	3	Adult Arrest Resisting	8	Battery	1
Suspicious Person	1	Adult Arrested Person	2	Disorderly Conduct	2
Adult Arrest Resisting	2	Domestic Disturbance	1	Adult Arrest Resisting	2
Assist Police	1	Trespass	1		
Burglary Non-Residence	1	Check Person Weapon	2		
Check Person	2	Suspicious Person	1		
Conveyance Alcohol	1	Battery	1	TASER Deployment	
Disturbance	9	Retail Theft	2	Adult Arrested Person	1
Intoxicated Person	1			Disorderly Conduct	3
Juvenile Arrest	1				
OMVWI Arrest	1	Hobble Restraints			
Retail Theft	3	Adult Arrested Person	1		
Stolen Auto	1	Trespass	1		
Trespass	2	Road Rage	1		
Weapons Offense	1	Check Person	1		
Battery	1	Disturbance	1		
Road Rage	2	Juvenile Arrest	1		
Probation/Parole	1	Domestic Disturbance	1		
Domestic Disturbance	3	Probation/Parole	1		

Please note that incident type generally reflects the manner in which a call for service is categorized at the time it is received. The actual call type may end up being different.

Mental Health Related Workload

There was a request for MPD to provide an estimate of time/resources exerted in dealing with the mentally ill. This is a challenging request to fulfill, but MPD has implemented some modified data collection practices in an attempt to provide an estimate. During the first quarter MPD personnel spent almost **4,500** hours of work on cases/incidents involving the mentally ill. This is an average of almost **50** hours per day. The bulk of this workload was handled by patrol officers.

This work includes forty-five (47) emergency detentions. It took an average of about **20** officer hours for each of these cases.

Training

MPD's thirty-two recruit officers completed their academy training and started the field training process. In order to successfully advance to solo patrol they must achieve predetermined benchmarks for performance through a series of phases working with specially trained Field Training Officers. This is arguably the most challenging aspect of becoming a new police officer, as it requires the successful integration of many skill sets, and decision making in a stressful field setting. These newest officers should join the ranks of solo patrol in late May.

The Training Team has been busy with hiring for the May 2018 Academy. The hiring list was approved by the Police and Fire Commission at a special meeting on March 22, 2018. Our current class size is thirty-eight (38). As this is the largest class to join MPD at one time, we are also planning for the logistical needs of a class of that size.

SOP Updates

A number of MPD SOP's were updated during the first quarter. Copies showing the changes are attached to this memo as an appendix. Note that all MPD SOP's are reviewed annually, and this review takes place at the end of the year. This process typically results in additional SOP changes/updates.

New Initiatives/Updates

OIR – The department released a comprehensive response to the OIR report, available here:

<http://www.cityofmadison.com/police/documents/OIRresponse.pdf>

MPD is moving forward with implementing some of the OIR recommendations. Others have been assigned to MPD commanders or workgroups for further research/planning. I anticipate that the department will be in a position to release some kind of progress report near the end of the year updating the community on our efforts.

Promotions:

A number of promotional designations were made:

- Officer Nate Lujan to Sergeant
- Officer Ryan Gibson to Sergeant
- Officer Zach Haggerty to Investigator
- Officer Dan Swanson to Detective
- Officer Don Penly to Detective

Discipline/compliments (link to quarterly PS&IA summary):

<http://www.cityofmadison.com/police/documents/psiaSummary2018JanMar.pdf>

<http://www.cityofmadison.com/police/documents/psiaRecognition2018JanMar.pdf>