



LUMINOUS FLUX

LUMINOUS FLUX

ABSTRACT

A successful work of public art acts as a frame. It allows one to see the entirety of a site, the architecture, and community with fresh eyes. This act of renewed seeing is the point of departure for my proposed installation: *Luminous Flux*.

Luminous Flux makes use of the multiple viewpoints and contextual variations of the Rotary Centennial Plaza area. The sculpture provides a rich and layered conceptual experience in a simple iconic form intended to draw visitors to this important corner of Madison's cultural landscape.

THE SCULPTURE

In its simplest interpretation, *Luminous Flux* is a light fixture. It is composed of a cluster of streetlights in keeping with familiar local lighting features. Here, however, the lights come to life. Rising from a single foundation, the light poles gradually diverge into individual intertwining paths – abandoning a static vertical posture to join together into a vibrant and life-like form.

Suggesting a tree, a swarm, or a choreographed dance, *Luminous Flux* literally illuminates, but also suggest that the ordinary can become extraordinary, and in fact that the ordinary itself *is* extraordinary.

LUMINOUS FLUX

VARIATIONS

Night will provide an entirely unique experience of *Luminous Flux*. Each fixture will emit a subtle glow creating a vibrant play of light throughout the sculpture and surrounding architecture. *Luminous Flux* will both illuminate and create a visual anchor for this corner of Capital Square.

The unique winter conditions of the site have also been taken into consideration. With snow on the ground, the reflective aluminum surface of *Luminous Flux* will glow with a fantastical effect.

VIEWPOINTS

Luminous Flux can be seen from many viewpoints throughout the *Capital Square* area. Each provides a unique experience:

- From the center of the square, on the Capitol building side, the sculpture will draw the eye to the plaza reflecting the form of the trees that line adjacent streets.

- From North Pinckney and East Mifflin Streets the sculpture's dynamic natural form will be profiled against the orderly lines of the surrounding architecture creating an exciting visual contrast.

- From North Hamilton, the work will stand against the impressive backdrop of the State Capitol Building and its surrounding landscape visually lying between the State Capital Building's classical style light poles and the surrounding trees.

- Throughout the Children's Museum, multiple views of the work will come into view providing glimpses of the whole.



LUMINOUS FLUX



LUMINOUS FLUX



LUMINOUS FLUX

SPECIFICATIONS
& DETAILS



LUMINOUS FLUX

SPECIFICATIONS

Measurements

Entire sculpture	20x20x30 ft.
Minimum distance from grade	10 ft.
Foundation	32 in. dia. & to frost line

Materials

Poles and truss arms	aluminum
Light fixture	aluminum w/acrylic globe
Foundation	reinforced concrete

Finish

Aluminum components	sand blasted
Foundation	raw concrete

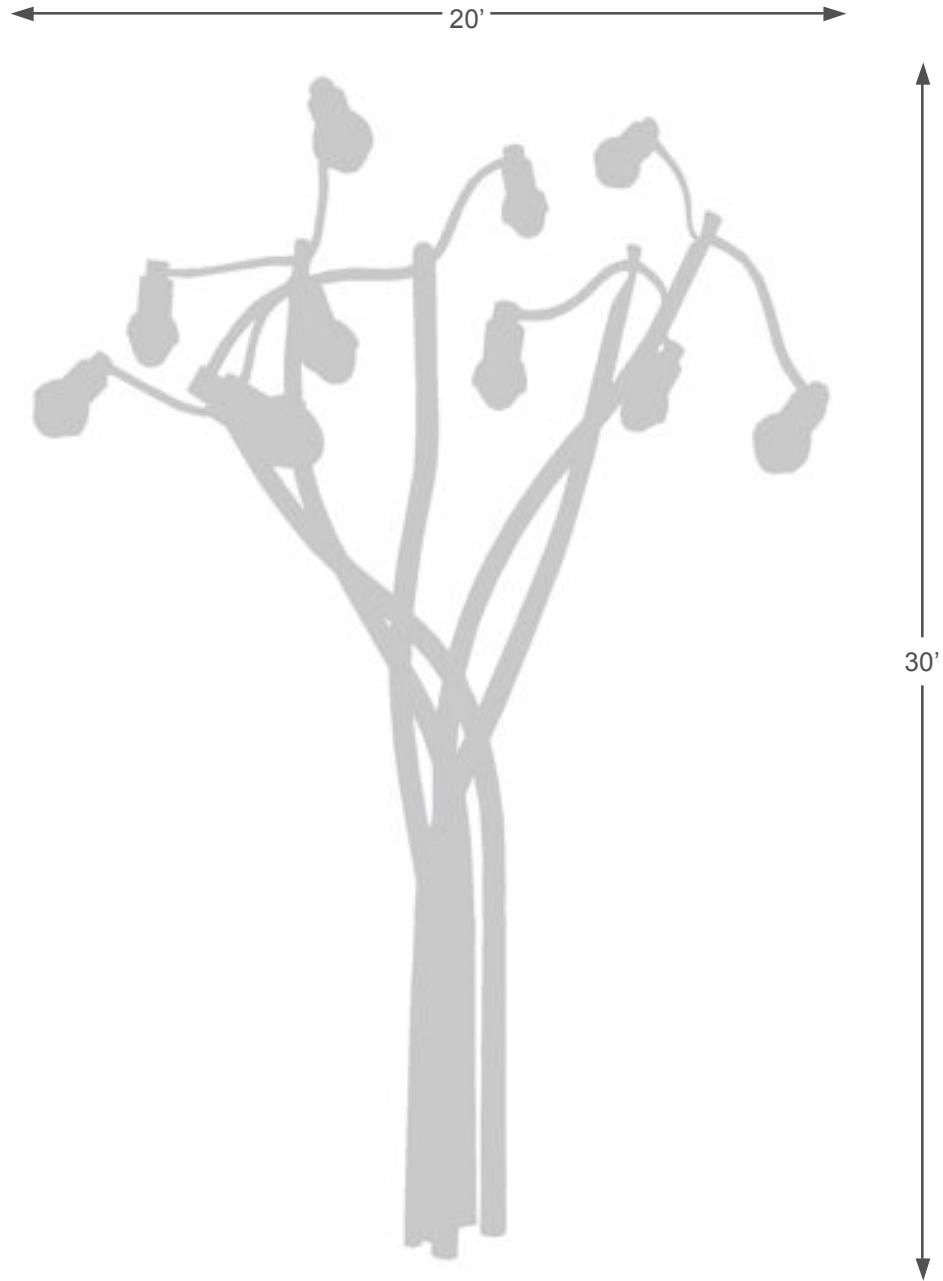
Electrical

Light fixtures are efficient *Phillips lifeLED* fixtures and will be dimmed to specification. The entire sculpture will require approx 250 watts - about half the energy required for one standard street light fixture. On and off functions will be controlled by a photo sensitive switch.

Maintenance

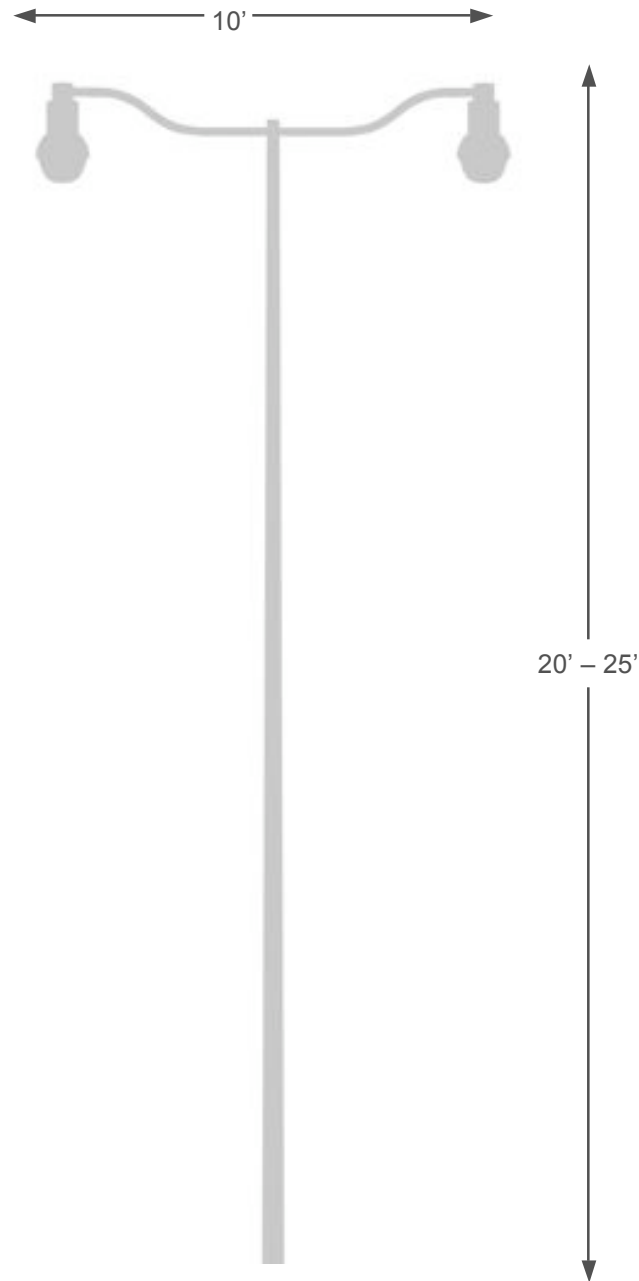
The work will be virtually maintenance free. Bulb replacement (estimates every 20 years) and maintenance will be identical to surrounding light fixtures and can be integrated into the city's regular maintenance schedule.

LUMINOUS FLUX



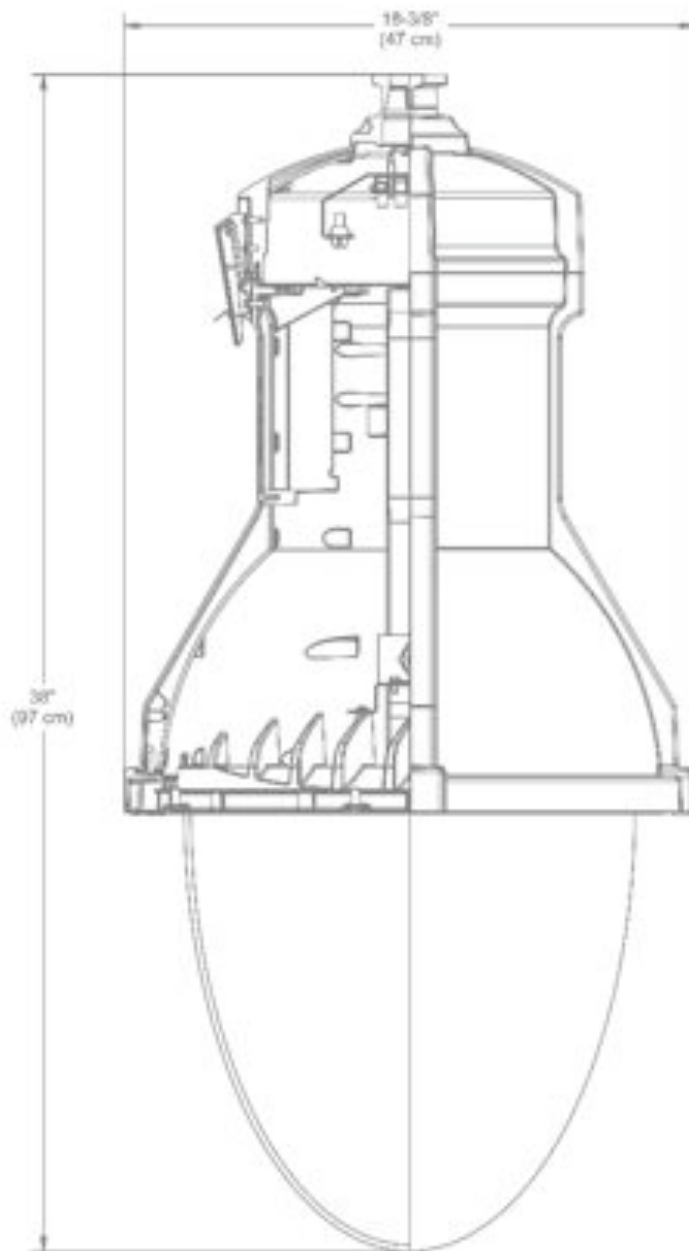
TOTAL DIMENSIONS

LUMINOUS FLUX



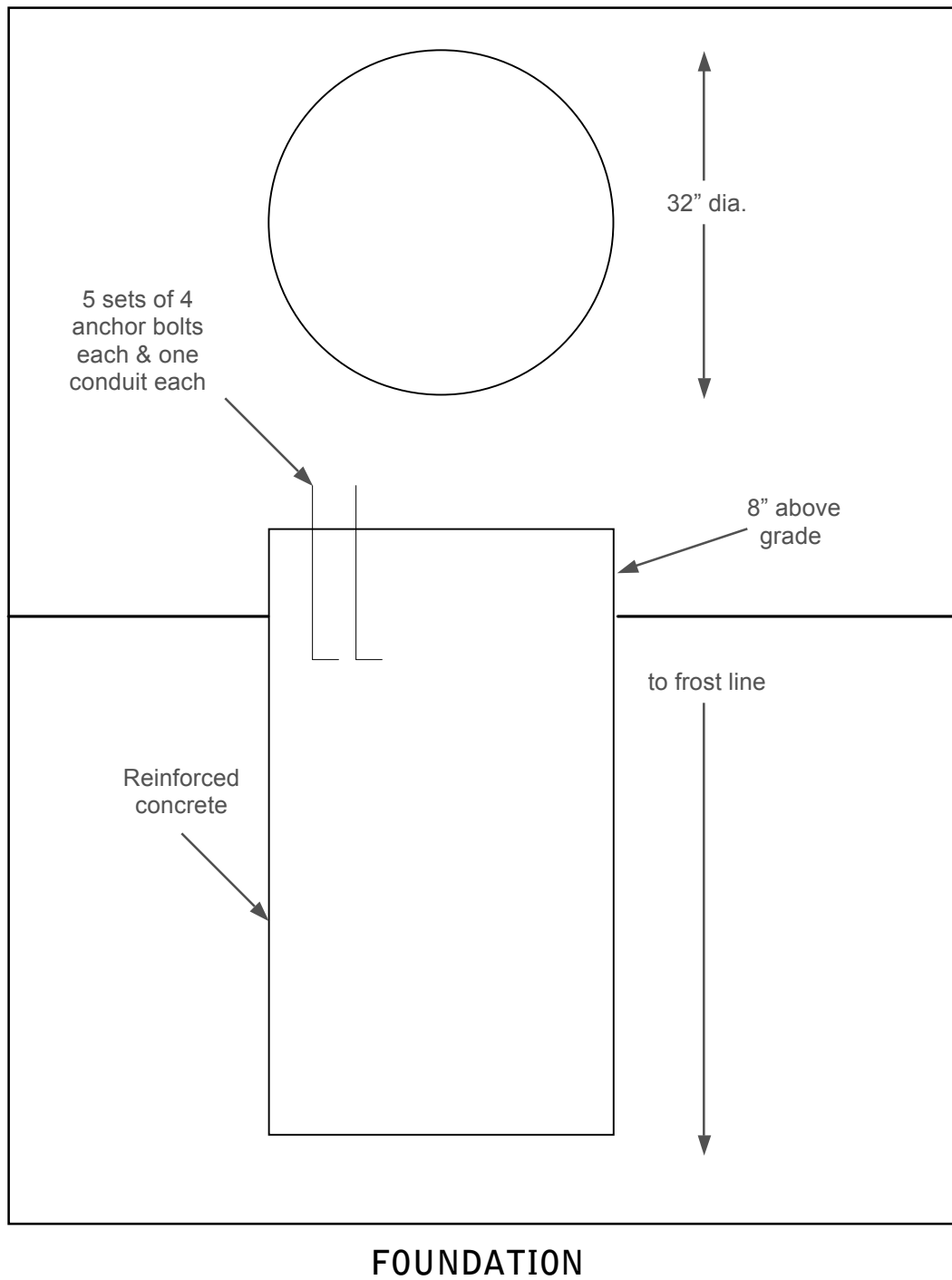
COMPONENT DIMENSIONS

LUMINOUS FLUX



FIXTURE DIMENSIONS

LUMINOUS FLUX



LUMINOUS FLUX



SCULPTURE
LOCATION

LOCATION

LUMINOUS FLUX

BUDGET

Materials

Tapered aluminum light poles	\$5,500.00
LED light fixtures	\$21,000.00
Aluminum light arms	\$1,200.00
Misc.	\$2,500.00

Fabrication

Bend poles and fabricate light arms	\$11,250.00
-------------------------------------	-------------

Site Work

Foundation (labor & materials)	\$12,500.00
Electrical	\$3,000.00
Installation (labor)	\$1,200.00

General Items

Structural engineer	\$5,000.00
Delivery	\$4,200.00
Permits/inspection fees	\$1,000.00
Insurance	\$2,000.00
Travel and lodging	\$4,000.00
Studio	\$2,000.00

Subtotal **\$76,350.00**

Contingency (10%)	\$7,600.00
Artist fee (20%)	\$15,000.00

Total **\$98,950.00**

- budget based on six month fabrication and installation period
 - fabrication will begin after first payment is received



