

## ROUTE 81 -- Eliminate 1 Bus from rotation

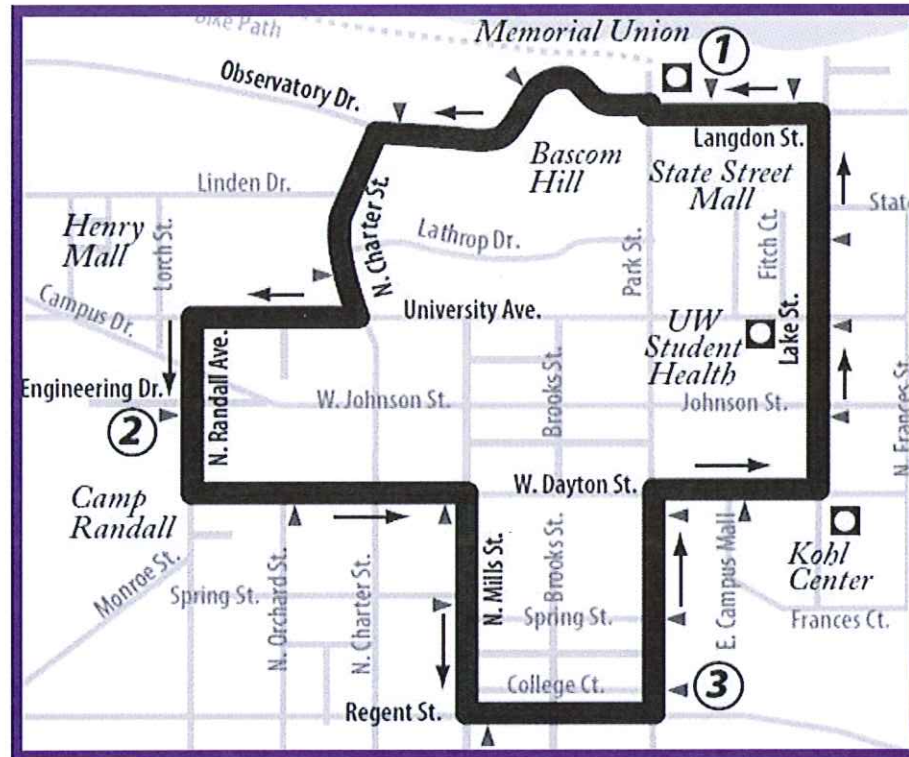
METRO HAND-OUT  
TPC 05.09.12

Trips (or portions of) highlighted in gray would be eliminated from the current schedule.

Memor Union	Obser Elm	Memor Union	Gorhm Pater	State Gilma	Memor Union
		636p	643p	647p	652p
637p	641p	651p	658p	702p	707p
652p	656p	706p	713p	717p	722p
707p	711p	721p	728p	732p	737p
722p	726p	736p	743p	747p	752p
737p	741p	751p	758p	802p	807p
752p	756p	806p	813p	817p	822p
807p	811p	821p	828p	832p	837p
822p	826p	836p	843p	847p	852p
837p	841p	851p	858p	902p	907p
852p	856p	906p	913p	917p	922p
907p	911p	921p	928p	932p	937p
922p	926p	936p	943p	947p	952p
937p	941p	951p	958p	1002p	1007p
952p	956p	1006p	1013p	1017p	1022p
1007p	1011p	1021p	1028p	1032p	1037p
1022p	1026p	1036p	1043p	1047p	1052p
1037p	1041p	1051p	1058p	1102p	1107p
1052p	1056p	1106p	1113p	1117p	1122p
1107p	1111p	1121p	1128p	1132p	1137p
1122p	1126p	1136p	1143p	1147p	1152p
1137p	1141p	1151p	1158p	1202x	1207x
1152p	1156p	1206x	1213x	1217x	1222x
1207x	1211x	1221x	1228x	1232x	1237x
1222x	1226x	1236x	1243x	1247x	1252x
1237x	1241x	1251x	1258x	102x	107x
1252x	1256x	106x	113x	117x	122x
107x	111x	121x	128x	132x	137x
122x	126x	136x	143x	147x	152x
137x	141x	151x	158x G		
<b>Additional Service (below) operated on Friday and Saturday nights</b>					
137x	141x	151x	158x	202x	207x
152x	156x	206x	213x	217x	222x
207x	211x	221x	228x	232x	237x
222x	226x	236x	243x	247x	252x
237x	241x	251x	258x	302x	307x
252x	256x	306x	313x G		

## Route 85 Service -- Proposal to eliminate 1 bus after 10:00 A.M.

Memor Union	Randa Engin	Park Regnt	Memor Union	Average Load
705a	710a	716a	724a	9
715a	720a	726a	734a	12
725a	730a	736a	744a	10
735a	740a	746a	754a	14
745a	750a	756a	804a	9
755a	800a	806a	814a	17
805a	810a	816a	824a	18
815a	820a	826a	834a	54
825a	830a	836a	844a	25
835a	840a	846a	854a	17
845a	850a	856a	904a	26
855a	900a	906a	914a	35
905a	910a	916a	924a	45
915a	920a	926a	934a	48
925a	930a	936a	944a	57
935a	940a	946a	954a	28
945a	950a	956a	1004a	30
955a	1000a	1006a	1014a	11
1005a	1010a	1016a	1024a	11



### Service Statistics "Before 10:00 am"

Current		Projected	
19	# Trips	19	100%
57	Max Load	na	
25	Average	na	
476	Total	na	
68	PPH	na	

Memor Union	Randa Engin	Park Regnt	Memor Union	Average Load
1015a	1020a	1026a	1034a	40
1025a	1030a	1036a	1044a	69
1035a	1040a	1046a	1054a	54
1045a	1050a	1056a	1104a	56
1055a	1100a	1106a	1114a	35
1105a	1110a	1116a	1124a	14
1115a	1120a	1126a	1134a	23
1125a	1130a	1136a	1144a	21
1135a	1140a	1146a	1154a	45
1145a	1150a	1156a	1204p	26
1155a	1200p	1206p	1214p	52
1205p	1210p	1216p	1224p	19
1215p	1220p	1226p	1234p	39
1225p	1230p	1236p	1244p	31
1235p	1240p	1246p	1254p	40
1245p	1250p	1256p	104p	47
1255p	100p	106p	114p	64
105p	110p	116p	124p	33
115p	120p	126p	134p	28
125p	130p	136p	144p	10
135p	140p	146p	154p	25
145p	150p	156p	204p	25
155p	200p	206p	214p	46

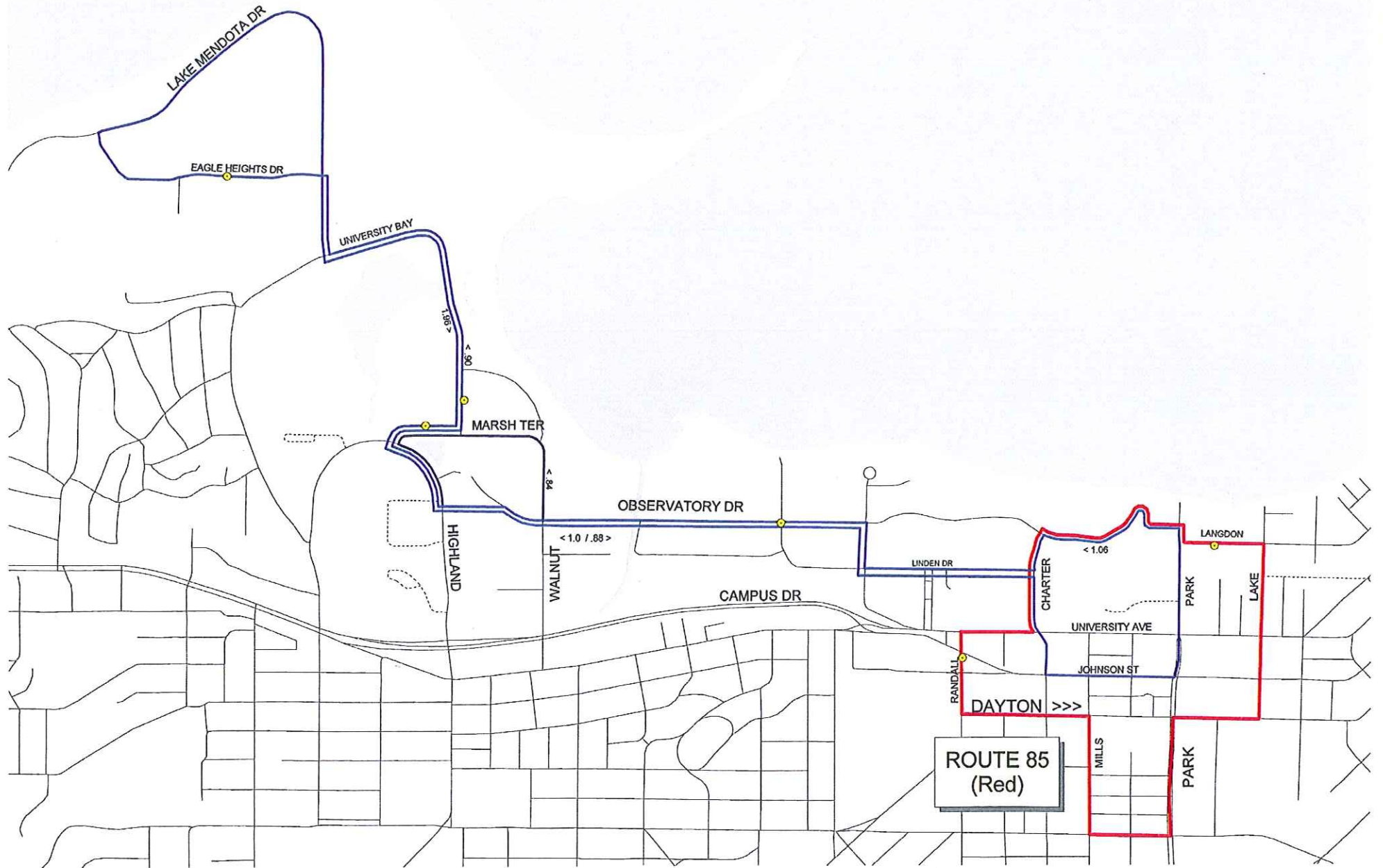
Memor Union	Randa Engin	Park Regnt	Memor Union	Average Load
205p	210p	216p	224p	28
215p	220p	226p	234p	56
225p	230p	236p	244p	30
235p	240p	246p	254p	12
245p	250p	256p	304p	22
255p	300p	306p	314p	24
305p	310p	316p	324p	23
315p	320p	326p	334p	44
325p	330p	336p	344p	30
335p	340p	346p	354p	32
345p	350p	356p	404p	46
355p	400p	406p	414p	28
405p	410p	416p	424p	29
415p	420p	426p	434p	24
425p	430p	436p	444p	29
435p	440p	446p	454p	17
445p	450p	456p	504p	24
455p	500p	506p	514p	22
505p	510p	516p	524p	24
515p	520p	526p	534p	41
525p	530p	536p	544p	25
535p	540p	546p	554p	37
545p	550p	556p	604p	15

Service Statistics "After 10:00 am"

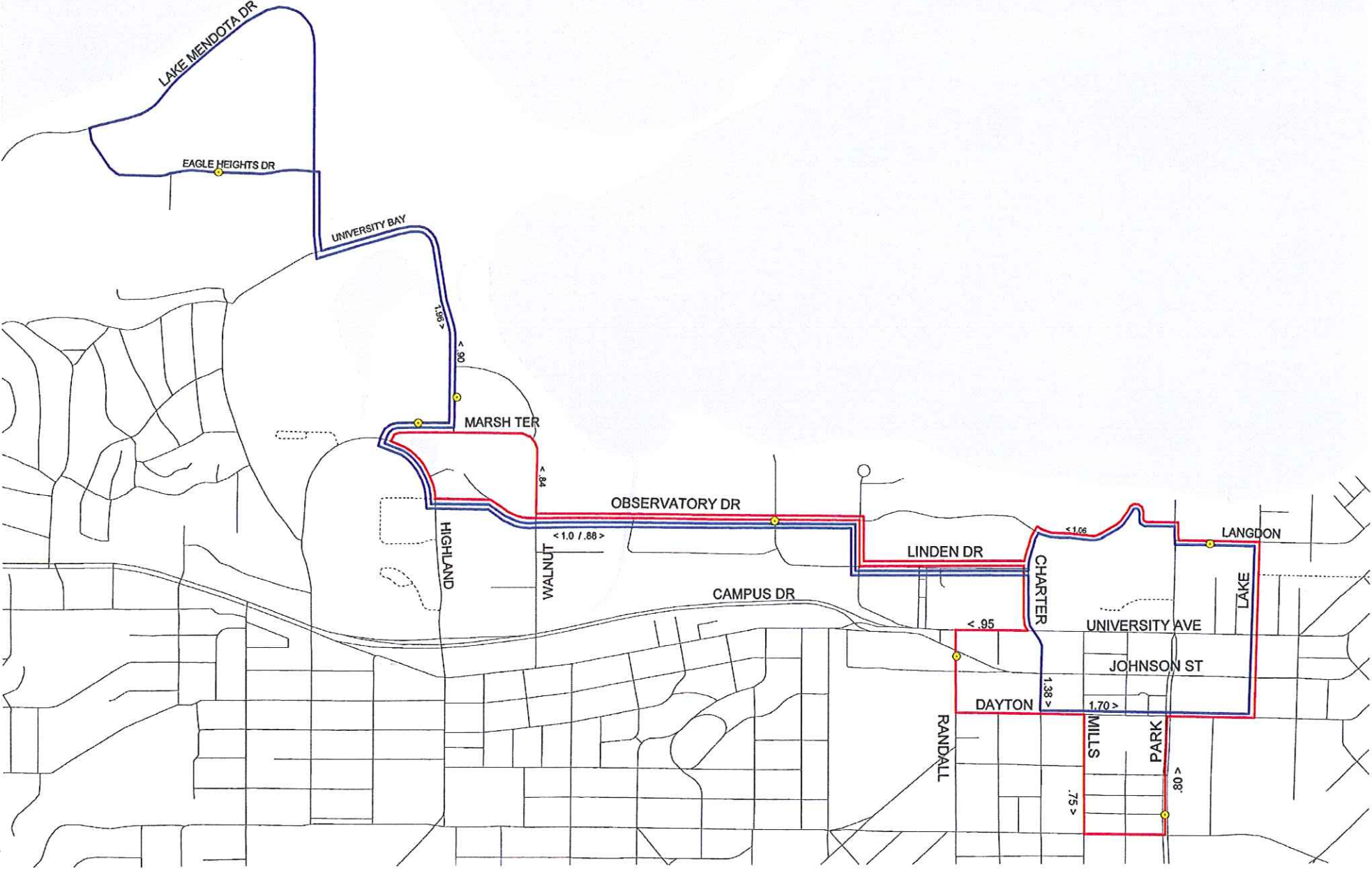
Current		Projected	
46	# Trips	23	-50%
69	Max Load	89	+130% *
33	Average	43	+130% *
1504	Total	989	-34%
100	PPH	132	

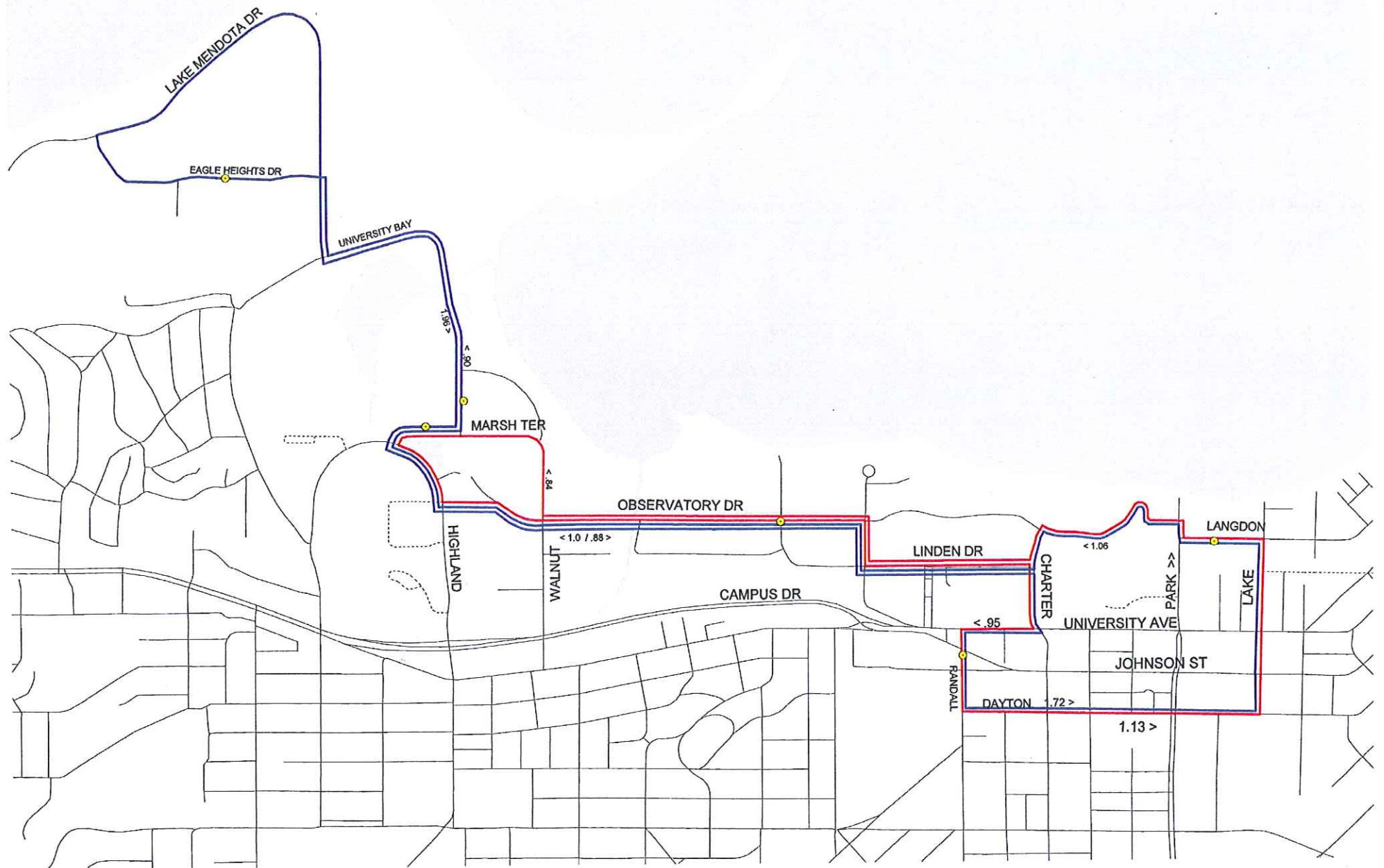
\* (Assumes many passengers would choose to walk)

Current routes related to  
Alternative C



For illustration purposes only  
(not among alternatives)





## Route 80 Current Schedule

Memor Union	Obser Elm	Lot60 North	EagHe BrnSh	Lot76 Walnt	Obser Elm	Memor Union
615a	620a	624a	613a	620a	624a	634a
630a	635a	639a	630a	637a	641a	651a
642a	647a	651a	645a	652a	656a	706a
654a	659a	703a	657a	704a	708a	718a
706a	713a	718a	709a	716a	720a	730a
718a	725a	730a	724a	732a	737a	748a
725a	732a	737a	736a	744a	749a	800a
732a	739a	744a	743a	751a	756a	807a
			750a	758a	803a	814a
<b>7 Minute Service</b>						
924a	931a	936a	942a	950a	955a	1006a
931a	938a	943a	949a	957a	1002a	1013a
938a	945a			952a	957a	1008a
945a	952a	957a	1003a	1011a	1016a	1027a
952a	959a			1006a	1011a	(1022a
1000a	1007a	1012a	1018a	1026a	1031a	1042a
1006a	1013a			1020a	1025a	1036a
<b>6/12 Minute Service</b>						
224p	231p	(236p)	242p	250p	255p	306p
230p	237p			244p	249p	300p
236p	243p	248p	254p	302p	307p	318p
242p	249p			256p	301p	312p
248p	255p	300p	306p	314p	319p	330p
255p	302p	307p	313p	321p	326p	337p
302p	309p	314p	320p	328p	333p	344p
<b>7 Minute Service</b>						
529p	536p	541p	547p	555p	600p	611p
536p	543p	548p	554p	602p	607p	617p
545p	552p	557p	603p	611p		
600p	607p	612p	618p	626p	631p	642p
617p	624p	629p	635p	643p	648p	659p
<b>15+ Minute Service</b>						
630p	637p	642p	648p	656p	701p	712p
645p	651p	656p	701p	708p	713p	722p
700p	706p	711p	716p	723p	728p	737p
715p	721p	726p	731p	738p	743p	752p
730p	736p	741p	746p	753p	758p	807p
745p	751p	756p	801p	808p	813p	822p
800p	806p	811p	816p	823p	828p	837p
815p	821p	826p	831p	838p	843p	852p
830p	836p	841p	846p	853p	858p	907p
845p	851p	856p	901p	908p	913p	922p
900p	906p	911p	916p	923p		
940p	946p	951p	956p	1003p	1008p	1017p
1025p	1031p	1036p	1041p	1048p	1053p	1102p
1110p	1116p	1121p	1126p	1133p	1138p	1147p
1155p	1201x	1206x	1211x	1218x	1223x	1232x
1235x	1241x	1246x	1251x	1258x	103x	112x
115x	121x	126x	131x	138x		

## Route 80 Remove 1 Bus Option

Memor Union	Obser Elm	Lot60 North	EagHe BrnSh	Lot76 Walnt	Obser Elm	Memor Union
----------------	--------------	----------------	----------------	----------------	--------------	----------------

			613a	620a	624a	634a
614a	619a	623a	629a	636a	640a	650a
630a	635a	639a	645a	652a	656a	706a
640a	645a	649a	655a	702a	706a	716a
650a	655a	659a	705a	712a	716a	726a
700a	707a	712a	718a	726a	731a	742a
710a	717a	722a	728a	736a	741a	752a
720a	727a	732a	738a	746a	751a	802a
730a	737a	742a	748a	756a	801a	812a
740a	747a	752a	758a	806a	811a	822a

### 10 Minute Service

550p	557p	602p	608p	616p	621p	632p
600p	607p	612p	618p	626p	631p	642p

### 15+ Minute Service

617p	624p	629p	635p	643p	648p	659p
630p	637p	642p	648p	656p	701p	712p
645p	651p	656p	701p	708p	713p	722p
700p	706p	711p	716p	723p	728p	737p
715p	721p	726p	731p	738p	743p	752p
730p	736p	741p	746p	753p	758p	807p
745p	751p	756p	801p	808p	813p	822p
800p	806p	811p	816p	823p	828p	837p
815p	821p	826p	831p	838p	843p	852p
830p	836p	841p	846p	853p	858p	907p
845p	851p	856p	901p	908p	913p	922p
900p	906p	911p	916p	923p	928p	937p
940p	946p	951p	956p	1003p	1008p	1017p
1025p	1031p	1036p	1041p	1048p	1053p	1102p
1110p	1116p	1121p	1126p	1133p	1138p	1147p
1155p	1201x	1206x	1211x	1218x	1223x	1232x
1235x	1241x	1246x	1251x	1258x	103x	112x
115x	121x	126x	131x	138x		



## Route 80 "Via Dayton/Langdon Option

Langd MeUni	Obser Elm	Lot60 North	Eagle Heigh	Obser Highl	Obser Elm	Randl Engin	Langd MeUni
610a	615a	619a	610a	617a	620a	625a	633a
635a	640a	644a	625a	632a	635a	640a	649a
650a	655a	659a	644a	650a	700a	705a	714a
705a	712a	716a	705a	712a	715a	720a	729a
715a	722a	726a	723a	731a	735a	741a	751a
721a	728a	732a	733a	741a	745a	751a	801a
			739a	747a	751a	757a	807a
<b>7 Minute Service</b>							
920a	927a	931a	938a	946a	950a	956a	1006a
927a	934a	938a	945a	953a	957a	1003a	1013a
934a	941a			948a	952a	958a	1008a
942a	949a	953a	1000a	1008a	1012a	1018a	1028a
948a	955a			1002a	1006a	1012a	1022a
<b>6/12 Minute Service</b>							
242p	249p	253p	300p	308p	312p	318p	328p
248p	255p			302p	306p	312p	322p
254p	301p	305p	312p	320p	324p	330p	340p
301p	308p	312p	319p	327p	331p	337p	347p
308p	315p	319p	326p	334p	338p	344p	354p
315p	322p	326p	333p	341p	345p	351p	401p
<b>7 Minute Service</b>							
541p	548p	552p	559p	607p	611p	617p	627p
548p	555p	559p	606p	614p			
600p	607p	611p	618p	626p	630p	636p	646p
615p	622p	626p	633p	641p	645p	651p	701p
<b>15+ Minute Service</b>							
630p	637p	641p	648p	656p	700p	706p	716p
646p	653p	657p	704p	712p	716p	722p	732p
702p	708p	712p	718p	725p	729p	734p	743p
718p	724p	728p	734p	741p	745p	750p	759p
734p	740p	744p	750p	757p	801p	806p	815p
750p	756p	800p	806p	813p	817p	822p	831p
805p	811p	815p	821p	828p	832p	837p	846p
820p	826p	830p	836p	843p	847p	852p	901p
835p	841p	845p	851p	858p	902p	907p	916p
850p	856p	900p	906p	913p			
905p	911p	915p	921p	928p	932p	937p	946p
920p	925p	929p	935p	942p			
955p	1001p	1005p	1011p	1018p	1022p	1027p	1035p
1040p	1046p	1050p	1056p	1103p	1107p	1112p	1120p
1125p	1131p	1135p	1141p	1148p	1152p	1157p	1205x
1210x	1216x	1220x	1226x	1233x	1237x	1242x	1250x
1255x	101x	105x	111x	118x	122x	127x	135x
135x	140x	144x	150x	157x			

## UW Routes Service Reduction Alternatives--May 2012

Service Alternative	Service Level	Daily Savings (hours)	# of Days	Annual Savings (hours)
A. Reduce Route 81 to half-hour frequency (eliminate one bus)	Sunday-Thursday	7.63	160	1220
	Friday & Saturday	8.85	61	540
			<b>Total &gt;&gt;</b>	<b>1760</b>
B. Eliminate one bus on route 85 after 10 a.m.	Standard Weekday	7.50	161	<b>1207</b>
C. Eliminate one bus on route 80 all day; frequency reduced from 6/7 minutes to 10 minutes	Standard Weekday	10.22	161	<b>1645</b>
D. REVISED Route 80: 7 bus rotation, operates on Dayton St *	Standard Weekday	11.78	161	<b>1897</b>
E. Recess version of Revised Route 80; 3 Bus Rotation 17 minute frequency **	Recess Weekday	12.97	94	<b>1219</b>

\* Hours comparison with current routes 80 & 85 standard weekday schedule.

\*\* Hours comparison with current routes 80 & 85 recess weekday service.

### ***Ridership***

<b><u>Route</u></b>	<b>Year</b>										
	<b>2001</b>	<b>2002</b>	<b>2003</b>	<b>2004</b>	<b>2005</b>	<b>2006</b>	<b>2007</b>	<b>2008</b>	<b>2009</b>	<b>2010</b>	<b>2011</b>
80	898,090	1,481,710	1,553,110	1,691,577	1,744,253	1,799,482	1,763,716	1,750,362	2,022,007	1,718,620	2,021,497
81-82	272,079	245,615	244,014	186,108	205,148	266,806	305,357	277,702	278,919	203,272	259,811
84*	NA	NA	NA	NA	NA	NA	NA	6,209	26,690	29,418	38,915
85#	NA	NA	NA	NA	NA	108,356	321,583	327,799	303,720	247,082	330,390
<b>Total</b>	<b>1,170,169</b>	<b>1,727,325</b>	<b>1,797,124</b>	<b>1,877,685</b>	<b>1,949,401</b>	<b>2,174,644</b>	<b>2,390,656</b>	<b>2,362,072</b>	<b>2,631,336</b>	<b>2,198,392</b>	<b>2,650,613</b>

\*Began operating August 25, 2008

#Began operating July 31, 2006

### ***Route Productivity (trips/revenue hour)***

<b><u>Route</u></b>	<b>Year</b>										
	<b>2001</b>	<b>2002</b>	<b>2003</b>	<b>2004</b>	<b>2005</b>	<b>2006</b>	<b>2007</b>	<b>2008</b>	<b>2009</b>	<b>2010</b>	<b>2011</b>
80	47.24	77.31	78.48	82.79	85.17	87.52	87.94	92.94	109.13	92.05	109.37
81-82	52.60	46.28	46.83	35.74	37.54	50.95	57.09	52.17	52.92	38.57	50.69
84	NA	NA	NA	NA	NA	NA	NA	31.28	47.12	51.94	68.70
85	NA	NA	NA	NA	NA	53.16	71.25	75.53	66.39	54.63	70.41