

Date	Patient Care Reports With Medic "YES " Answer to "Suspected Covid- 19 " Question	Patient Care Reports With Respiratory or Infectious Complaint	All Patient Care Reports 2020	All Patient Care Reports 2019	Percent Change in Patient Care Reports 2019-2020
3/9/2020	0	9	58	65	-10.8%
3/10/2020	0	11	48	62	-22.6%
3/11/2020	0	10	62	58	6.9%
3/12/2020	0	11	63	68	-7.4%
3/13/2020	0	13	58	73	-20.5%
3/14/2020	0	7	39	44	-11.4%
3/15/2020	0	8	48	53	-9.4%
3/16/2020	0	11	60	56	7.1%
3/17/2020	2	7	55	38	44.7%
3/18/2020	9	2	44	59	-25.4%
3/19/2020	8	6	39	62	-37.1%
3/20/2020	13	11	48	55	-12.7%
3/21/2020	10	11	40	56	-28.6%
3/22/2020	6	8	47	48	-2.1%
3/23/2020	4	4	42	77	-45.5%
3/24/2020	22	15	59	56	5.4%
3/25/2020	15	9	53	47	12.8%
3/26/2020	20	9	43	61	-29.5%
3/27/2020	7	7	56	56	0.0%
3/28/2020	8	9	42	58	-27.6%
3/29/2020	17	11	55	52	5.8%
3/30/2020	14	13	46	58	-20.7%
3/31/2020	10	4	52	61	-14.8%
4/1/2020	11	9	53	54	-1.9%
4/2/2020	8	6	36	51	-29.4%
4/3/2020	9	5	38	53	-28.3%
4/4/2020	12	9	48	63	-23.8%
4/5/2020	9	10	52	53	-1.9%
4/6/2020	8	5	42	73	-42.5%
4/7/2020	14	5	55	59	-6.8%
4/8/2020	7	6	43	52	-17.3%
4/9/2020	9	4	37	54	-31.5%
4/10/2020	7	11	48	46	4.3%
4/11/2020	4	5	39	53	-26.4%
4/12/2020	6	9	38	52	-26.9%
4/13/2020	12	8	41	62	-33.9%
4/14/2020	15	8	34	58	-41.4%
4/15/2020	10	5	46	64	-28.1%
4/16/2020	10	5	54	61	-11.5%

4/17/2020	8	5	45	51	-11.8%
4/18/2020	7	3	52	62	-16.1%
4/19/2020	4	6	45	57	-21.1%
4/20/2020	10	8	47	52	-9.6%
4/21/2020	6	6	38	66	-42.4%
4/22/2020	7	7	34	71	-52.1%
4/23/2020	9	10	49	55	-10.9%
4/24/2020	6	5	50	67	-25.4%
4/25/2020	7	7	44	71	-38.0%
4/26/2020	8	6	44	43	2.3%
4/27/2020	3	4	49	66	-25.8%
4/28/2020	5	4	30	68	-55.9%
4/29/2020	6	6	29	71	-59.2%
4/30/2020	5	5	42	65	-35.4%
5/1/2020	6	6	53	65	-18.5%
5/2/2020	6	4	49	78	-37.2%
5/3/2020	3	4	35	61	-42.6%
5/4/2020	2	1	38	64	-40.6%
5/5/2020	10	5	48	60	-20.0%
5/6/2020	4	4	38	60	-36.7%
5/7/2020	4	2	49	64	-23.4%
5/8/2020	3	6	36	58	-37.9%
5/9/2020	3	3	34	62	-45.2%
5/10/2020	3	2	31	49	-36.7%
5/11/2020	4	6	45	55	-18.2%
5/12/2020	5	5	38	56	-32.1%
5/13/2020	4	5	45	50	-10.0%
5/14/2020	4	5	50	64	-21.9%
5/15/2020	4	3	51	74	-31.1%
5/16/2020	9	6	55	62	-11.3%
5/17/2020	5	3	35	60	-41.7%
5/18/2020	8	9	56	49	14.3%
5/19/2020	5	8	44	65	-32.3%
5/20/2020	5	5	47	65	-27.7%
5/21/2020	6	5	53	62	-14.5%
5/22/2020	6	4	44	59	-25.4%
5/23/2020	6	6	49	62	-21.0%
5/24/2020	1	4	50	56	-10.7%
5/25/2020	2	4	55	44	25.0%
5/26/2020	8	5	65	51	27.5%
5/27/2020	15	17	72	59	22.0%
5/28/2020	7	6	53	73	-27.4%
5/29/2020	6	8	56	63	-11.1%
5/30/2020	5	4	47	64	-26.6%
5/31/2020	2	1	49	59	-16.9%
6/1/2020	7	13	58	43	34.9%
6/2/2020	2	5	63	63	0.0%

6/3/2020	2	4	68	49	38.8%
6/4/2020	9	8	66	60	10.0%
6/5/2020	2	4	49	53	-7.5%
6/6/2020	7	7	54	64	-15.6%
6/7/2020	6	8	60	60	0.0%
6/8/2020	3	10	59	49	20.4%
6/9/2020	6	6	65	62	4.8%
6/10/2020	4	2	67	42	59.5%
6/11/2020	4	8	59	63	-6.3%
6/12/2020	3	2	59	63	-6.3%
6/13/2020	5	7	45	62	-27.4%
6/14/2020	1	2	45	59	-23.7%
6/15/2020	4	4	57	59	-3.4%
6/16/2020	3	6	57	69	-17.4%
6/17/2020	7	3	59	58	1.7%
6/18/2020	2	3	53	61	-13.1%
6/19/2020	7	6	52	53	-1.9%
6/20/2020	3	3	58	55	5.5%
6/21/2020	3	4	54	51	5.9%
6/22/2020	6	2	58	61	-4.9%
6/23/2020	6	9	52	65	-20.0%
6/24/2020	3	1	40	67	-40.3%
6/25/2020	3	4	50	59	-15.3%
6/26/2020	8	7	56	66	-15.2%
6/27/2020	5	3	44	62	-29.0%
6/28/2020	2	3	54	47	14.9%
6/29/2020	6	4	57	72	-20.8%
6/30/2020	2	2	72	63	14.3%
7/1/2020	2	1	54	63	-14.3%
7/2/2020	2	3	47	60	-21.7%
7/3/2020	4	2	67	80	-16.3%
7/4/2020	7	6	64	53	20.8%
7/5/2020	3	1	49	57	-14.0%
7/6/2020	8	7	56	63	-11.1%
7/7/2020	3	3	52	44	18.2%
7/8/2020	6	3	54	64	-15.6%
7/9/2020	3	7	63	51	23.5%
7/10/2020	3	3	54	70	-22.9%
7/11/2020	4	1	53	72	-26.4%
7/12/2020	3	4	42	64	-34.4%
7/13/2020	3	3	67	61	9.8%
7/14/2020	8	11	64	71	-9.9%
7/15/2020	2	4	37	70	-47.1%
7/16/2020	3	2	55	62	-11.3%
7/17/2020	8	8	62	50	24.0%
7/18/2020	2	2	44	71	-38.0%
7/19/2020	9	7	62	54	14.8%

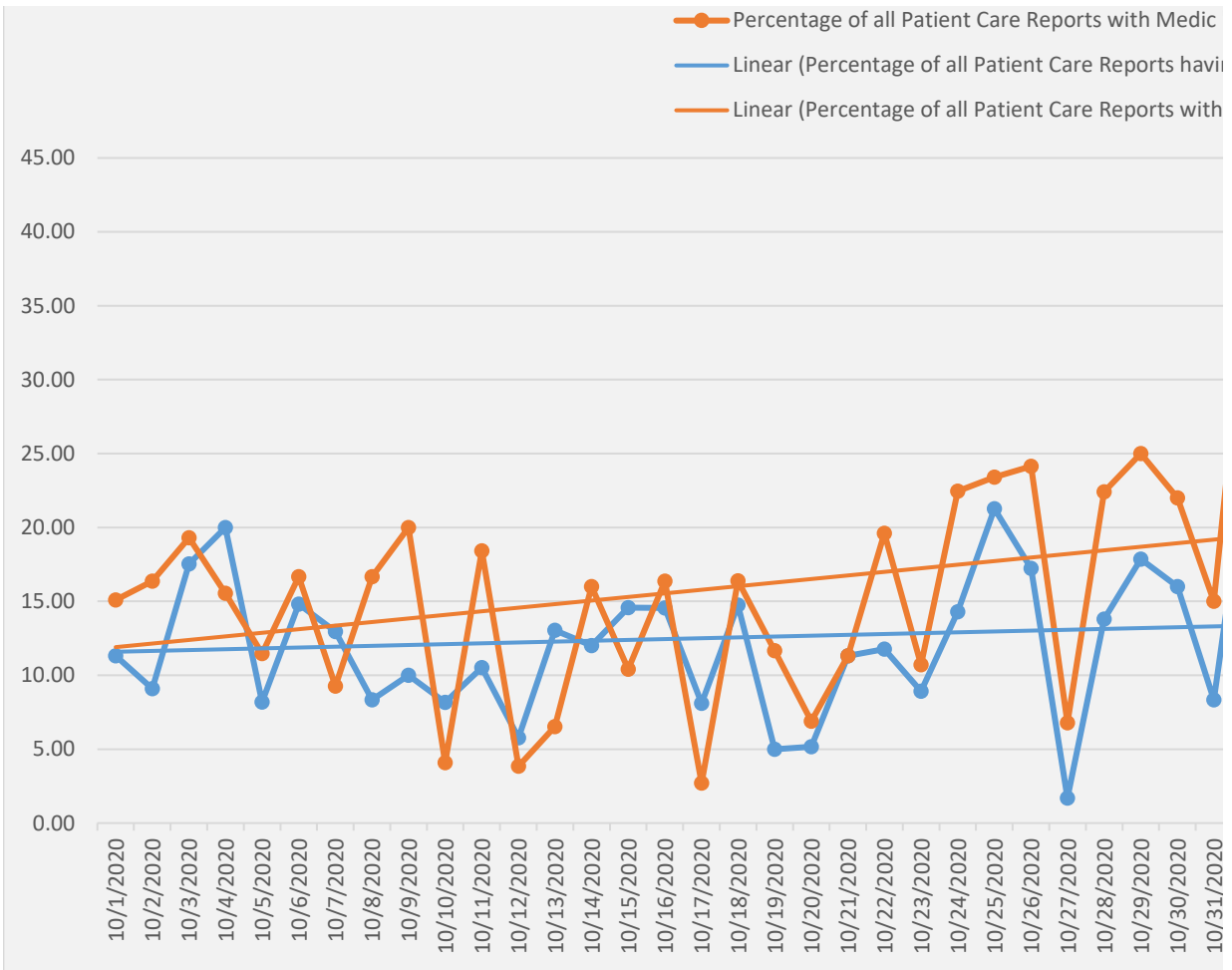
7/20/2020	7	8	61	65	-6.2%
7/21/2020	0	2	52	65	-20.0%
7/22/2020	2	7	62	77	-19.5%
7/23/2020	4	3	55	54	1.9%
7/24/2020	0	4	64	66	-3.0%
7/25/2020	8	6	61	60	1.7%
7/26/2020	2	2	58	68	-14.7%
7/27/2020	4	6	49	53	-7.5%
7/28/2020	7	7	50	63	-20.6%
7/29/2020	5	5	54	64	-15.6%
7/30/2020	2	1	57	59	-3.4%
7/31/2020	2	3	61	50	22.0%
8/1/2020	3	3	62	52	19.2%
8/2/2020	5	4	44	55	-20.0%
8/3/2020	3	5	67	64	4.7%
8/4/2020	4	5	49	61	-19.7%
8/5/2020	5	4	52	58	-10.3%
8/6/2020	6	4	46	59	-22.0%
8/7/2020	2	6	49	77	-36.4%
8/8/2020	6	4	54	51	5.9%
8/9/2020	7	7	53	59	-10.2%
8/10/2020	4	3	53	63	-15.9%
8/11/2020	3	5	53	55	-3.6%
8/12/2020	3	2	41	47	-12.8%
8/13/2020	2	4	56	66	-15.2%
8/14/2020	3	2	59	56	5.4%
8/15/2020	1	3	47	65	-27.7%
8/16/2020	3	3	46	52	-11.5%
8/17/2020	3	3	57	77	-26.0%
8/18/2020	0	2	56	47	19.1%
8/19/2020	2	1	47	68	-30.9%
8/20/2020	8	5	57	70	-18.6%
8/21/2020	1	4	56	65	-13.8%
8/22/2020	4	4	65	52	25.0%
8/23/2020	6	8	49	66	-25.8%
8/24/2020	1	1	45	63	-28.6%
8/25/2020	5	4	42	65	-35.4%
8/26/2020	2	5	47	64	-26.6%
8/27/2020	3	3	47	67	-29.9%
8/28/2020	1	6	50	77	-35.1%
8/29/2020	1	1	47	53	-11.3%
8/30/2020	1	7	55	70	-21.4%
8/31/2020	3	6	47	53	-11.3%
9/1/2020	3	5	55	57	-3.5%
9/2/2020	9	8	55	56	-1.8%
9/3/2020	5	7	60	59	1.7%
9/4/2020	2	5	59	62	-4.8%

9/5/2020	5	3	51	79	-35.4%
9/6/2020	10	8	60	55	9.1%
9/7/2020	3	2	58	58	0.0%
9/8/2020	1	0	50	70	-28.6%
9/9/2020	6	9	63	48	31.3%
9/10/2020	3	4	52	67	-22.4%
9/11/2020	4	7	62	64	-3.1%
9/12/2020	6	4	56	61	-8.2%
9/13/2020	3	2	47	62	-24.2%
9/14/2020	3	5	58	65	-10.8%
9/15/2020	1	4	55	80	-31.3%
9/16/2020	7	5	53	77	-31.2%
9/17/2020	2	5	54	53	1.9%
9/18/2020	7	10	71	67	6.0%
9/19/2020	5	5	42	61	-31.1%
9/20/2020	1	0	35	59	-40.7%
9/21/2020	7	6	54	82	-34.1%
9/22/2020	7	6	46	69	-33.3%
9/23/2020	7	4	61	63	-3.2%
9/24/2020	5	4	50	42	19.0%
9/25/2020	7	4	42	61	-31.1%
9/26/2020	4	4	47	70	-32.9%
9/27/2020	0	5	58	64	-9.4%
9/28/2020	0	4	47	56	-16.1%
9/29/2020	3	3	48	45	6.7%
9/30/2020	5	2	50	67	-25.4%
10/1/2020	8	6	53	68	-22.1%
10/2/2020	9	5	55	59	-6.78%
10/3/2020	11	10	57	53	7.55%
10/4/2020	7	9	45	58	-22.41%
10/5/2020	7	5	61	63	-3.17%
10/6/2020	9	8	54	57	-5.26%
10/7/2020	5	7	54	61	-11.48%
10/8/2020	8	4	48	63	-23.81%
10/9/2020	10	5	50	60	-16.67%
10/10/2020	2	4	49	55	-10.91%
10/11/2020	7	4	38	54	-29.63%
10/12/2020	2	3	52	54	-3.70%
10/13/2020	3	6	46	61	-24.59%
10/14/2020	8	6	50	59	-15.25%
10/15/2020	5	7	48	52	-7.69%
10/16/2020	9	8	55	71	-22.54%
10/17/2020	1	3	37	43	-13.95%
10/18/2020	10	9	61	44	38.64%
10/19/2020	7	3	60	55	9.09%
10/20/2020	4	3	58	52	11.54%
10/21/2020	6	6	53	48	10.42%

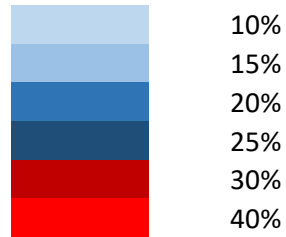
10/22/2020	10	6	51	81	-37.04%
10/23/2020	6	5	56	56	0.00%
10/24/2020	11	7	49	69	-28.99%
10/25/2020	11	10	47	63	-25.40%
10/26/2020	14	10	58	62	-6.45%
10/27/2020	4	1	59	56	5.36%
10/28/2020	13	8	58	46	26.09%
10/29/2020	14	10	56	56	0.00%
10/30/2020	11	8	50	65	-23.08%
10/31/2020	9	5	60	45	33.33%
11/1/2020	21	14	54	67	-19.40%
11/2/2020	9	11	48	67	-28.36%
11/3/2020	12	5	63	60	5.00%
11/4/2020	10	9	40	69	-42.03%
11/5/2020	16	14	60	70	-14.29%
11/6/2020	11	3	66	70	-5.71%
11/7/2020	8	5	59	79	-25.32%
11/8/2020	16	9	67	57	17.54%
11/9/2020	11	6	57	62	-8.06%
11/10/2020	17	13	60	54	11.11%
11/11/2020	14	6	69	48	43.75%
11/12/2020	12	11	73	56	30.36%
11/13/2020	12	6	54	58	-6.90%
11/14/2020	20	14	50	60	-16.67%
11/15/2020	16	5	48	41	17.07%
11/16/2020	15	8	60	62	-3.23%
11/17/2020	14	14	65	59	10.17%
11/18/2020	18	10	56	58	-3.45%
11/19/2020	11	11	51	64	-20.31%
11/20/2020	14	5	55	56	-1.79%
11/21/2020	14	8	51	60	-15.00%
11/22/2020	9	1	45	54	-16.67%
11/23/2020	10	11	64	52	23.08%
11/24/2020	17	5	60	53	13.21%
11/25/2020	14	9	61	52	17.31%
11/26/2020	10	6	41	35	17.14%
11/27/2020	14	9	51	49	4.08%
11/28/2020	4	7	49	51	-3.92%
11/29/2020	10	5	51	40	27.50%
11/30/2020	17	11	57	70	-18.57%
12/1/2020	16	5	64	56	14.29%
12/2/2020	19	10	63	76	-17.11%

Percentage of Patient Care Reports with or Medic-Suspected Covid in

Percentage of all Patient Care Reports having Resp



Percentage of all Patient Care Reports having Respiratory or Infectious Complaint	Percentage of all Patient Care Reports with Medic "YES" Answer to "Suspected Covid-19" Question
15.52	0.00
22.92	0.00
16.13	0.00
17.46	0.00
22.41	0.00
17.95	0.00
16.67	0.00
18.33	0.00
12.73	3.64
4.55	20.45
15.38	20.51
22.92	27.08
27.50	25.00
17.02	12.77
9.52	9.52
25.42	37.29
16.98	28.30
20.93	46.51
12.50	12.50
21.43	19.05
20.00	30.91
28.26	30.43
7.69	19.23
16.98	20.75
16.67	22.22
13.16	23.68
18.75	25.00
19.23	17.31
11.90	19.05
9.09	25.45
13.95	16.28
10.81	24.32
22.92	14.58
12.82	10.26
23.68	15.79
19.51	29.27
23.53	44.12
10.87	21.74
9.26	18.52



- 11.1% Average **Overall** Daily Decrease in
- 10.6% Average **March** Daily Decrease in C
- 24.9% Average **April** Daily Decrease in Ca
- 20.3% Average **May** Daily Decrease in Cal
- 1.9% Average **June** Daily Change in Calls
- 8.3% Average **July** Daily Change in Calls
- 14.2% Average **August** Daily Change in Ca
- 12.9% Average **September** Daily Change i
- 7.1% Average **October** Daily Change in C
- 0.5% Average **November** Daily Change i

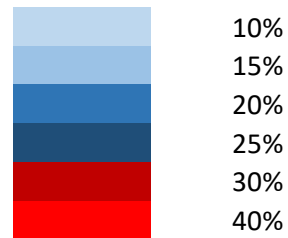
11.11	17.78
5.77	13.46
13.33	8.89
17.02	21.28
15.79	15.79
20.59	20.59
20.41	18.37
10.00	12.00
15.91	15.91
13.64	18.18
8.16	6.12
13.33	16.67
20.69	20.69
11.90	11.90
11.32	11.32
8.16	12.24
11.43	8.57
2.63	5.26
10.42	20.83
10.53	10.53
4.08	8.16
16.67	8.33
8.82	8.82
6.45	9.68
13.33	8.89
13.16	13.16
11.11	8.89
10.00	8.00
5.88	7.84
10.91	16.36
8.57	14.29
16.07	14.29
18.18	11.36
10.64	10.64
9.43	11.32
9.09	13.64
12.24	12.24
8.00	2.00
7.27	3.64
7.69	12.31
23.61	20.83
11.32	13.21
14.29	10.71
8.51	10.64
2.04	4.08
22.41	12.07
7.94	3.17

5.88	2.94
12.12	13.64
8.16	4.08
12.96	12.96
13.33	10.00
16.95	5.08
9.23	9.23
2.99	5.97
13.56	6.78
3.39	5.08
15.56	11.11
4.44	2.22
7.02	7.02
10.53	5.26
5.08	11.86
5.66	3.77
11.54	13.46
5.17	5.17
7.41	5.56
3.45	10.34
17.31	11.54
2.50	7.50
8.00	6.00
12.50	14.29
6.82	11.36
5.56	3.70
7.02	10.53
2.78	2.78
1.85	3.70
6.38	4.26
2.99	5.97
9.38	10.94
2.04	6.12
12.50	14.29
5.77	5.77
5.56	11.11
11.11	4.76
5.56	5.56
1.89	7.55
9.52	7.14
4.48	4.48
17.19	12.50
10.81	5.41
3.64	5.45
12.90	12.90
4.55	4.55
11.29	14.52

13.11	11.48
3.85	0.00
11.29	3.23
5.45	7.27
6.25	0.00
9.84	13.11
3.45	3.45
12.24	8.16
14.00	14.00
9.26	9.26
1.75	3.51
4.92	3.28
4.84	4.84
9.09	11.36
7.46	4.48
10.20	8.16
7.69	9.62
8.70	13.04
12.24	4.08
7.41	11.11
13.21	13.21
5.66	7.55
9.43	5.66
4.88	7.32
7.14	3.57
3.39	5.08
6.38	2.13
6.52	6.52
5.26	5.26
3.57	0.00
2.13	4.26
8.77	14.04
7.14	1.79
6.15	6.15
16.33	12.24
2.22	2.22
9.52	11.90
10.64	4.26
6.38	6.38
12.00	2.00
2.13	2.13
12.73	1.82
12.77	6.38
9.09	5.45
14.55	16.36
11.67	8.33
8.47	3.39

5.88	9.80
13.33	16.67
3.45	5.17
0.00	2.00
14.29	9.52
7.69	5.77
11.29	6.45
7.14	10.71
4.26	6.38
8.62	5.17
7.27	1.82
9.43	13.21
9.26	3.70
14.08	9.86
11.90	11.90
0.00	2.86
11.11	12.96
13.04	15.22
6.56	11.48
8.00	10.00
9.52	16.67
8.51	8.51
8.62	0.00
8.51	0.00
6.25	6.25
4.00	10.00
11.32	15.09
9.09	16.36
17.54	19.30
20.00	15.56
8.20	11.48
14.81	16.67
12.96	9.26
8.33	16.67
10.00	20.00
8.16	4.08
10.53	18.42
5.77	3.85
13.04	6.52
12.00	16.00
14.58	10.42
14.55	16.36
8.11	2.70
14.75	16.39
5.00	11.67
5.17	6.90
11.32	11.32

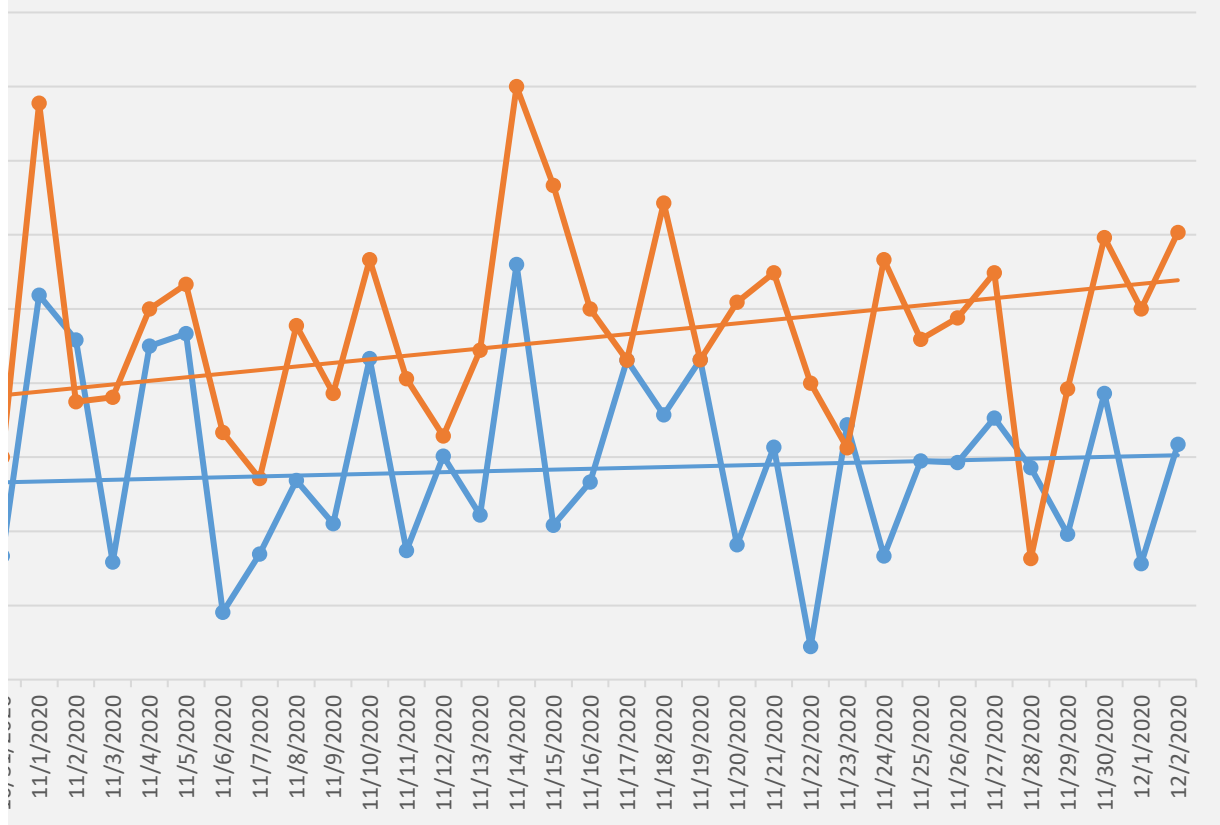
11.76	19.61
8.93	10.71
14.29	22.45
21.28	23.40
17.24	24.14
1.69	6.78
13.79	22.41
17.86	25.00
16.00	22.00
8.33	15.00
25.93	38.89
22.92	18.75
7.94	19.05
22.50	25.00
23.33	26.67
4.55	16.67
8.47	13.56
13.43	23.88
10.53	19.30
21.67	28.33
8.70	20.29
15.07	16.44
11.11	22.22
28.00	40.00
10.42	33.33
13.33	25.00
21.54	21.54
17.86	32.14
21.57	21.57
9.09	25.45
15.69	27.45
2.22	20.00
17.19	15.63
8.33	28.33
14.75	22.95
14.63	24.39
17.65	27.45
14.29	8.16
9.80	19.61
19.30	29.82
7.81	25.00
15.87	30.16



Respiratory/Infectious Complaint in October/November

Respiratory or Infectious Complaint

"YES" Answer to "Suspected Covid-19" Question
(Including Respiratory or Infectious Complaint)
(Including Medic "YES" Answer to "Suspected Covid-19" Question)

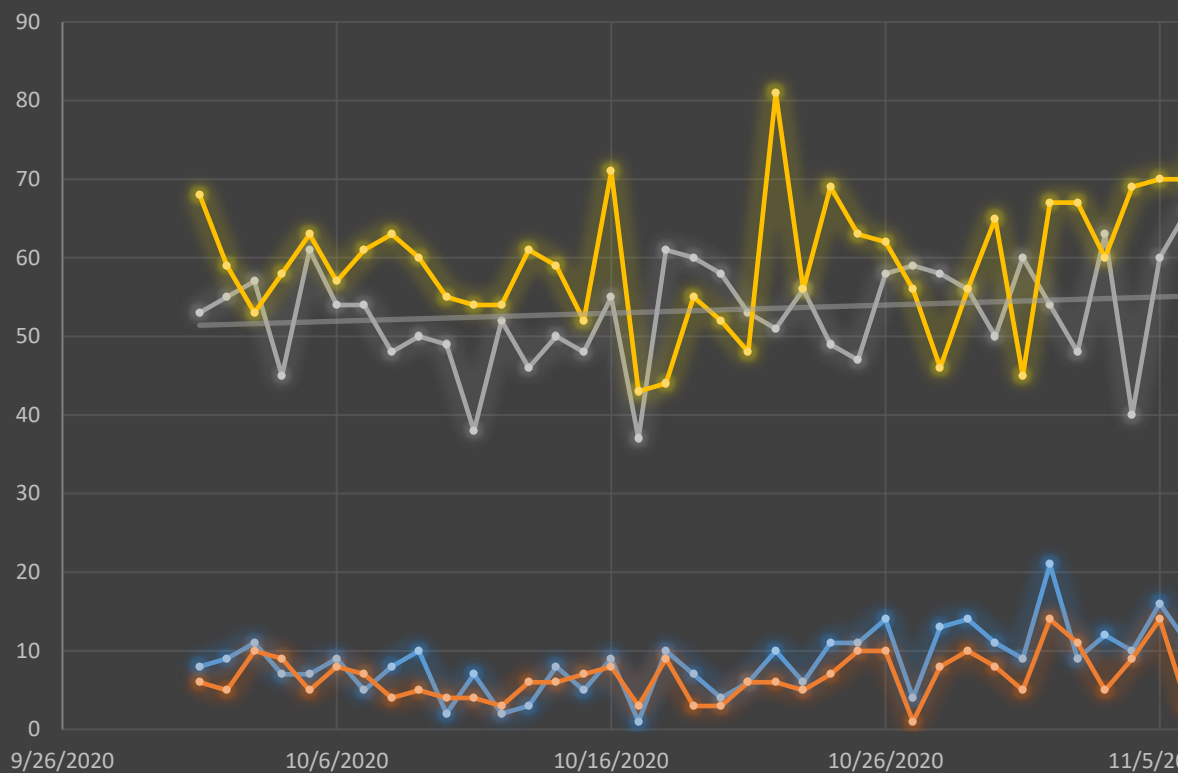


Calls from 2019
Calls from 2019
Calls from 2019
Calls from 2019
; from 2019
from 2019
Calls from 2019
in Calls from 2019
Calls from 2019
n Calls from 2019

MFD Covid-19 October/M

- Patient Care Reports With Medic "YES" Answer to "Suspected Covid-19" Question
- All Patient Care Reports 2020

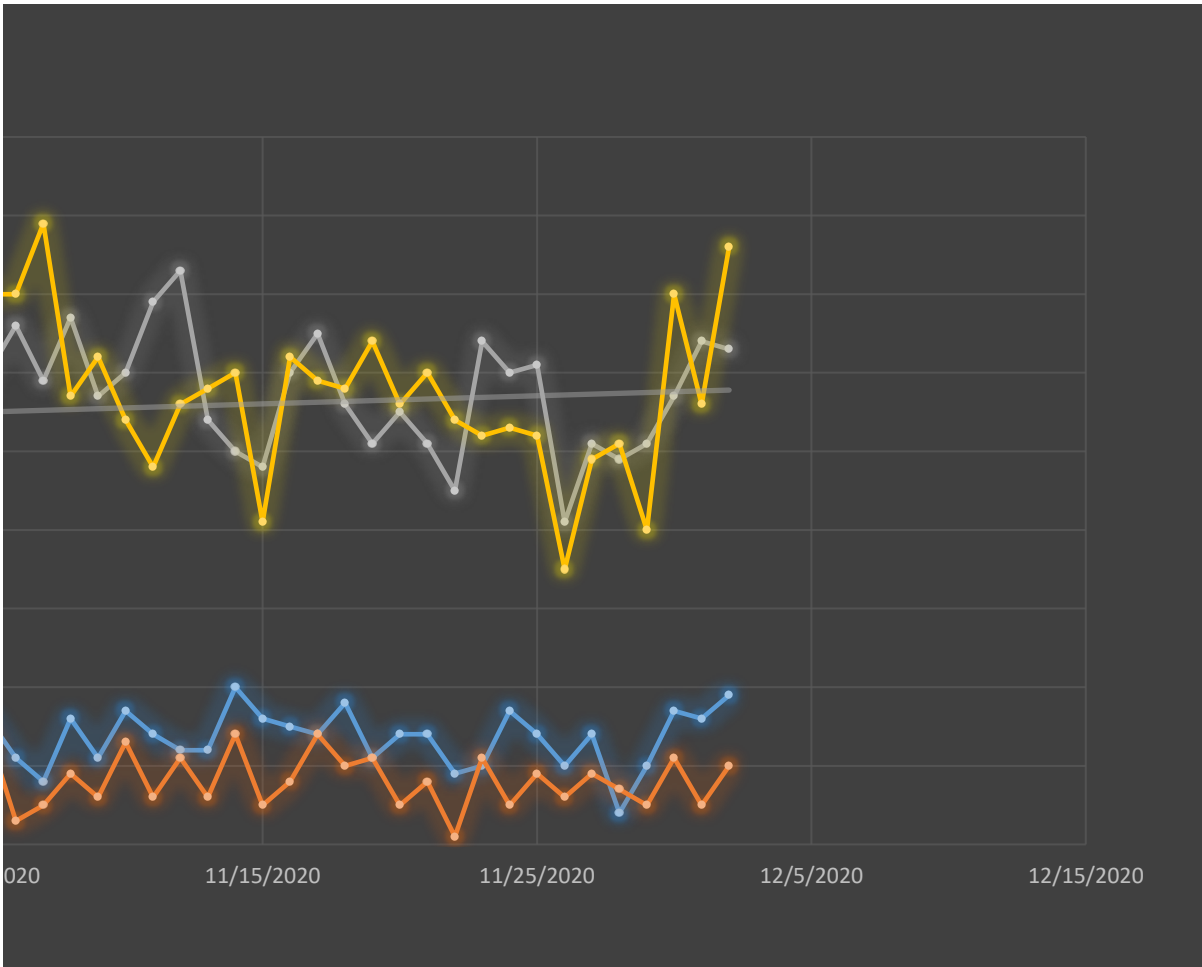
Linear (All Patient Care Reports 2020)



November Surveillance

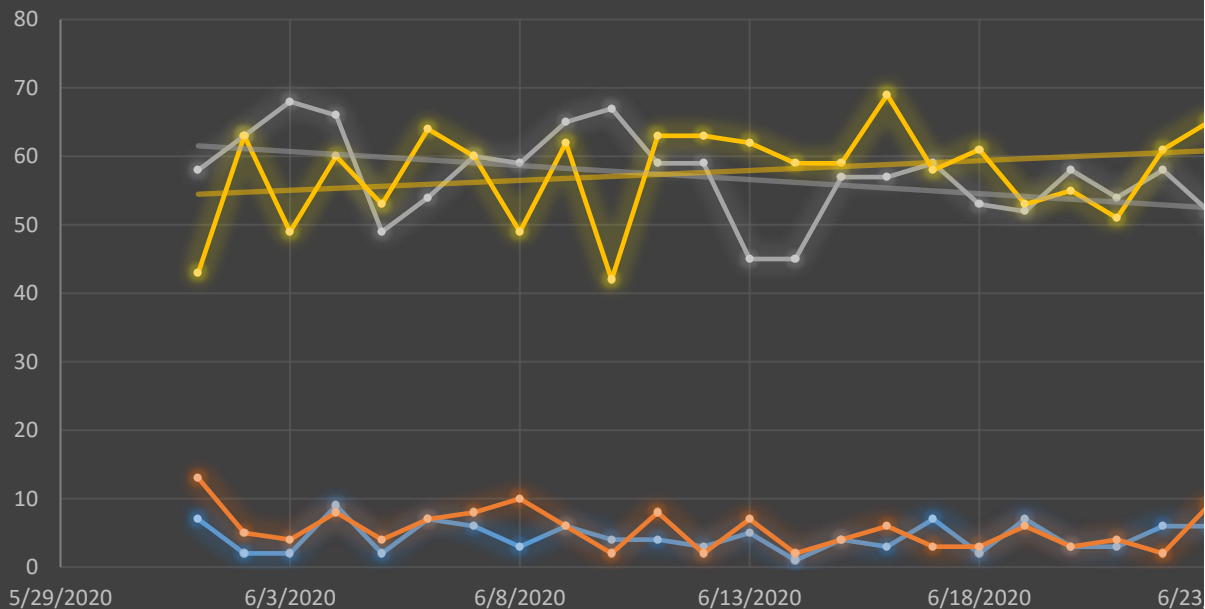
— Patient Care Reports With Respiratory or Infectious Complaint

— All Patient Care Reports 2019



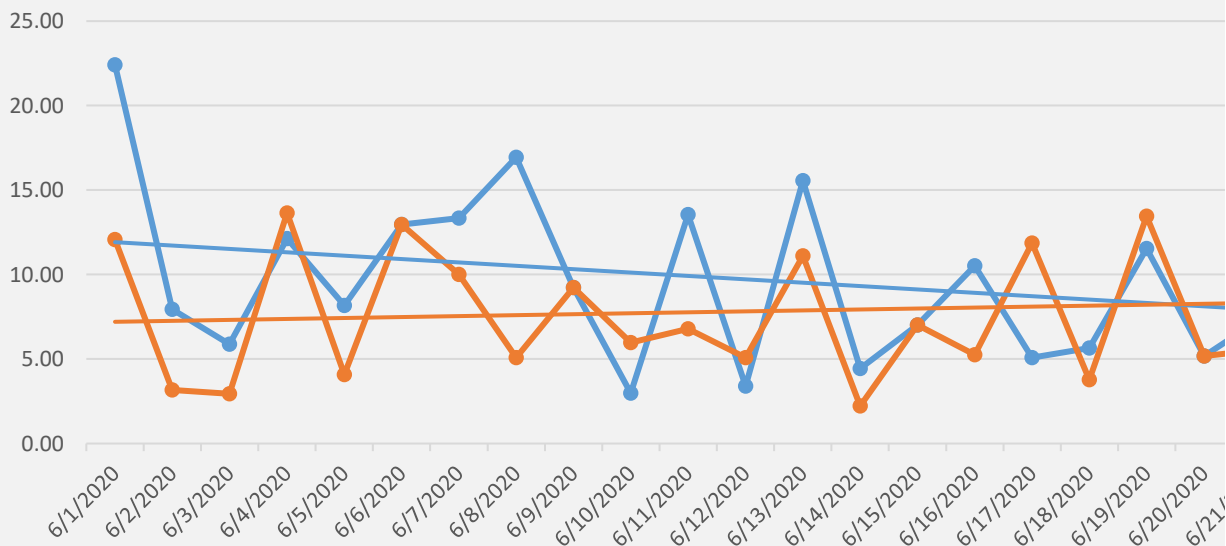
MFD Covid-19 JUNE Surveillance

- Patient Care Reports With Medic "YES" Answer to "Suspected Covid-19"
- Patient Care Reports With Respiratory or Infectious Complaint
- All Patient Care Reports 2020
- All Patient Care Reports 2019
- Linear (All Patient Care Reports 2020)

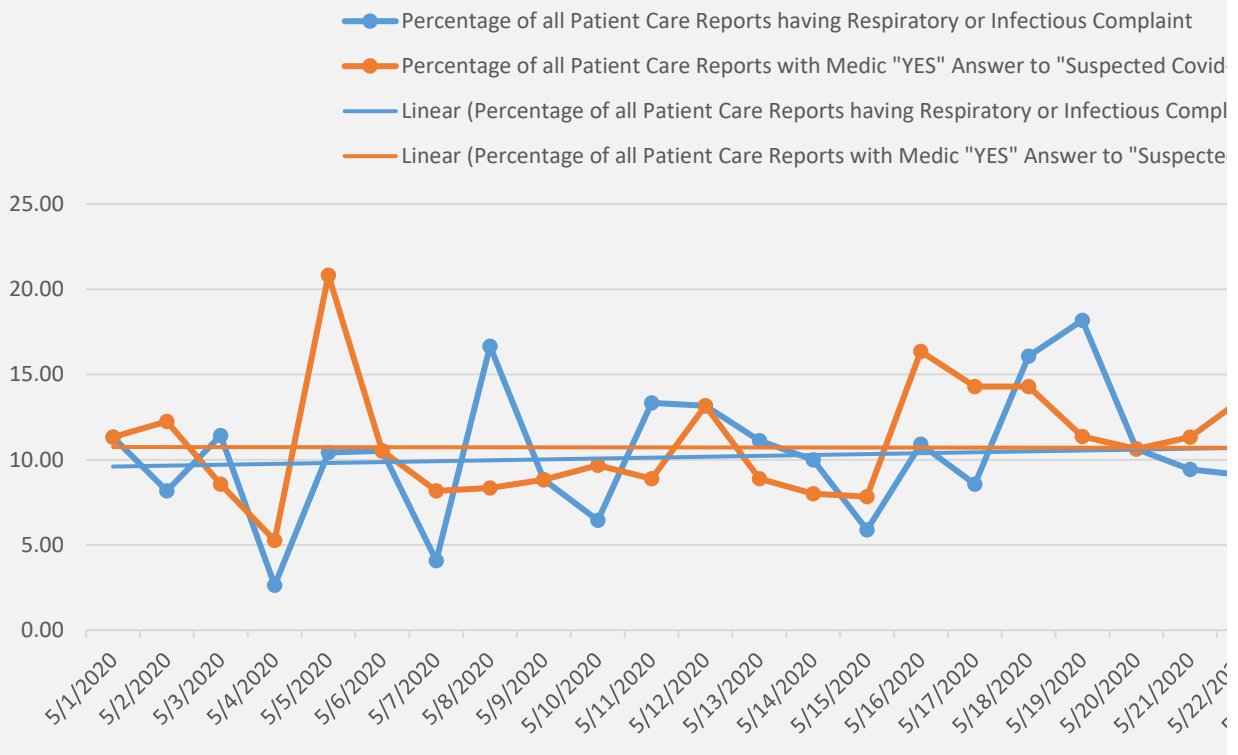


Percentage of Patient Care Reports with Respiratory or Medic-Suspected Covid in JU

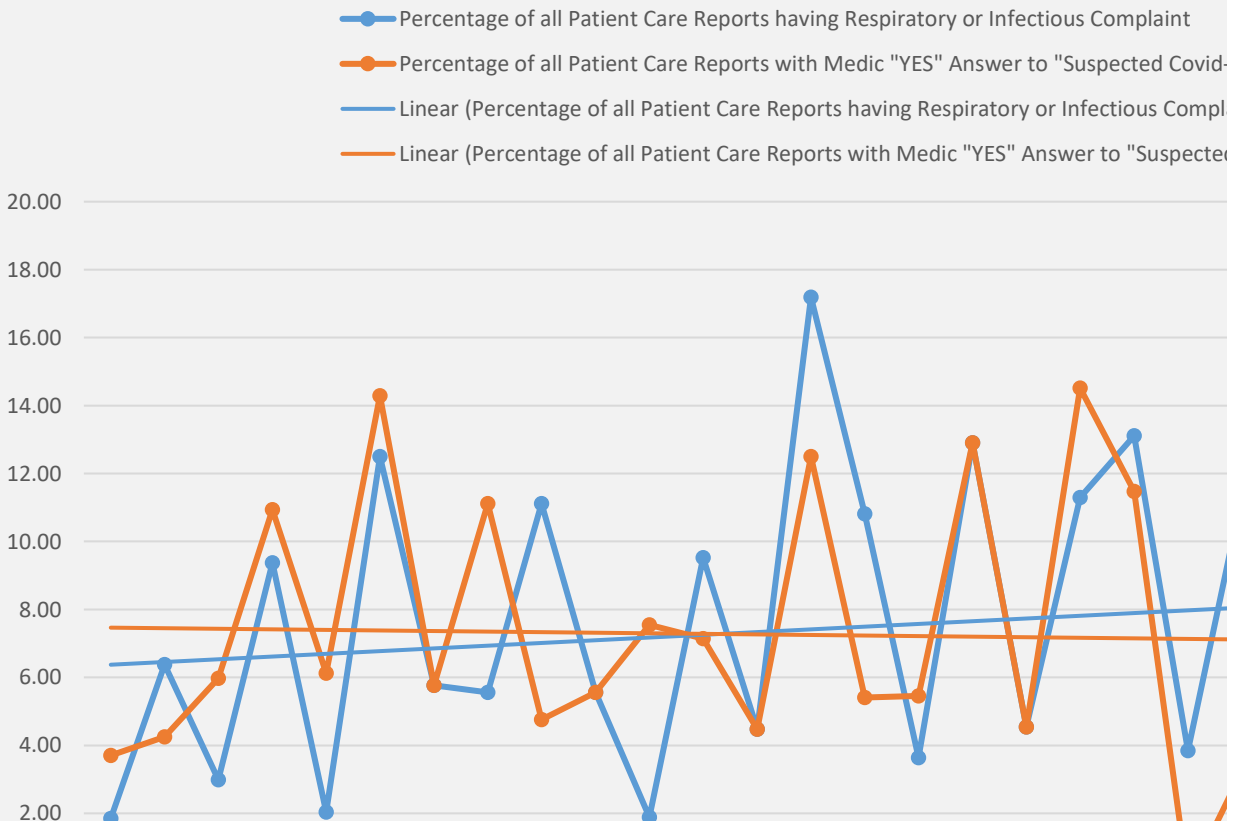
- Percentage of all Patient Care Reports having Respiratory or Infectious Complaint
- Percentage of all Patient Care Reports with Medic "YES" Answer to "Suspected Covid-19"
- Linear (Percentage of all Patient Care Reports having Respiratory or Infectious Complaint)
- Linear (Percentage of all Patient Care Reports with Medic "YES" Answer to "Suspected Covid-19")




Percentage of Patient Care Reports with Respiratory or Medic-Suspected Covid in M

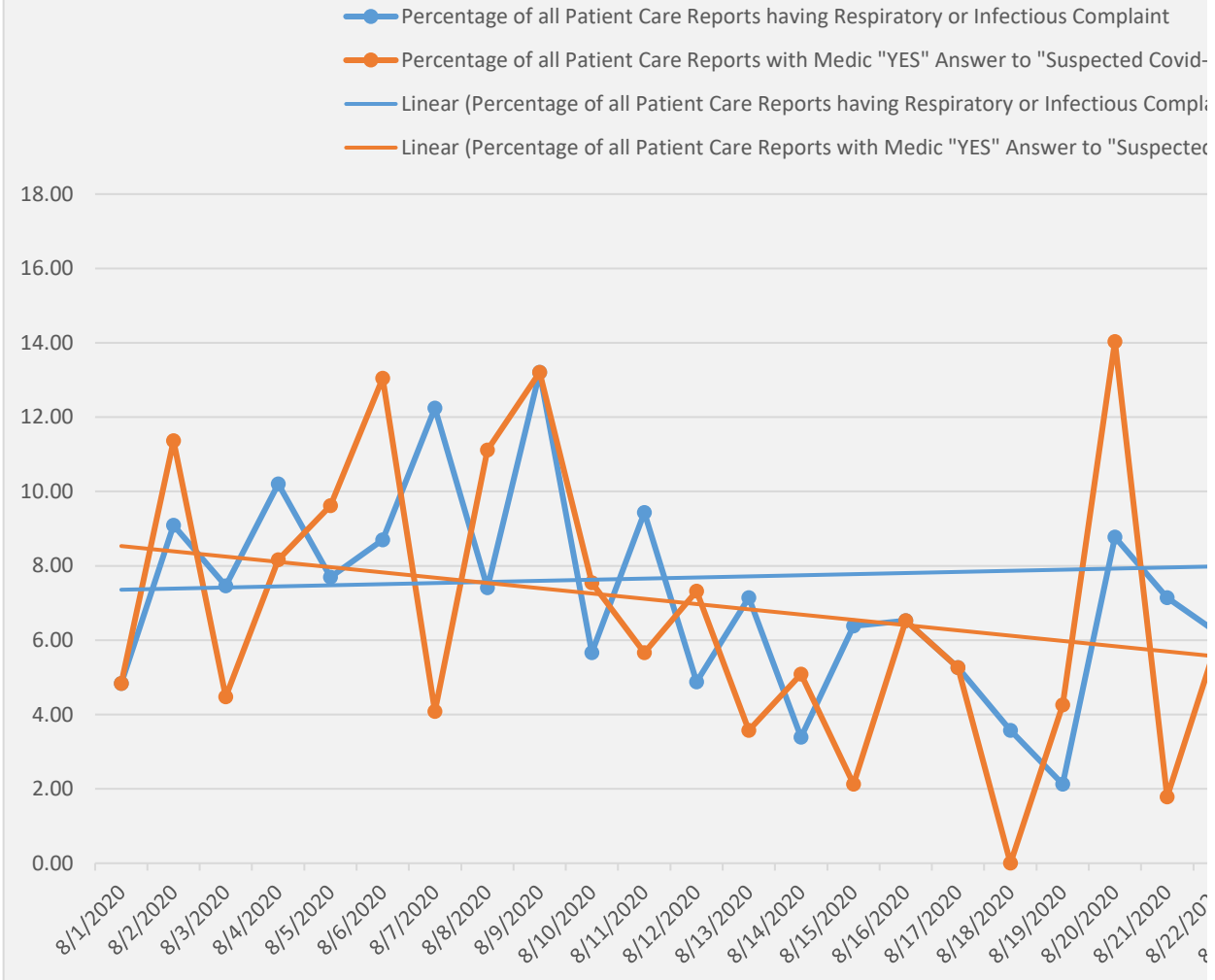


Percentage of Patient Care Reports with Respiratory or Medic-Suspected Covid in JU

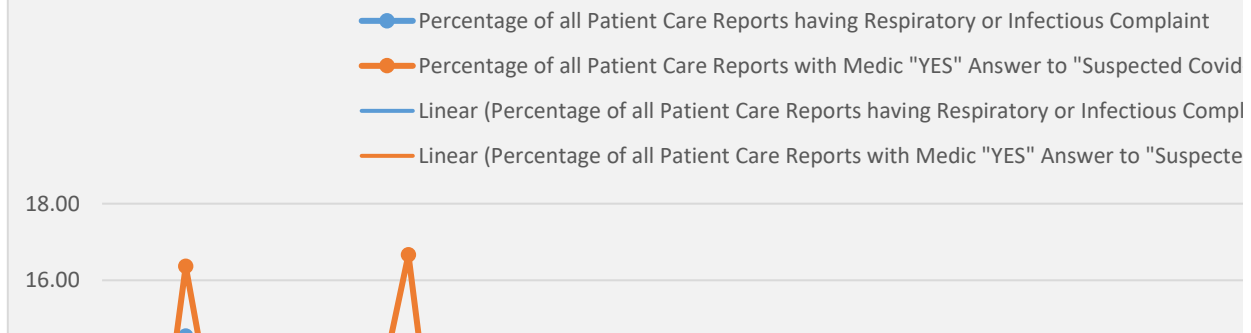


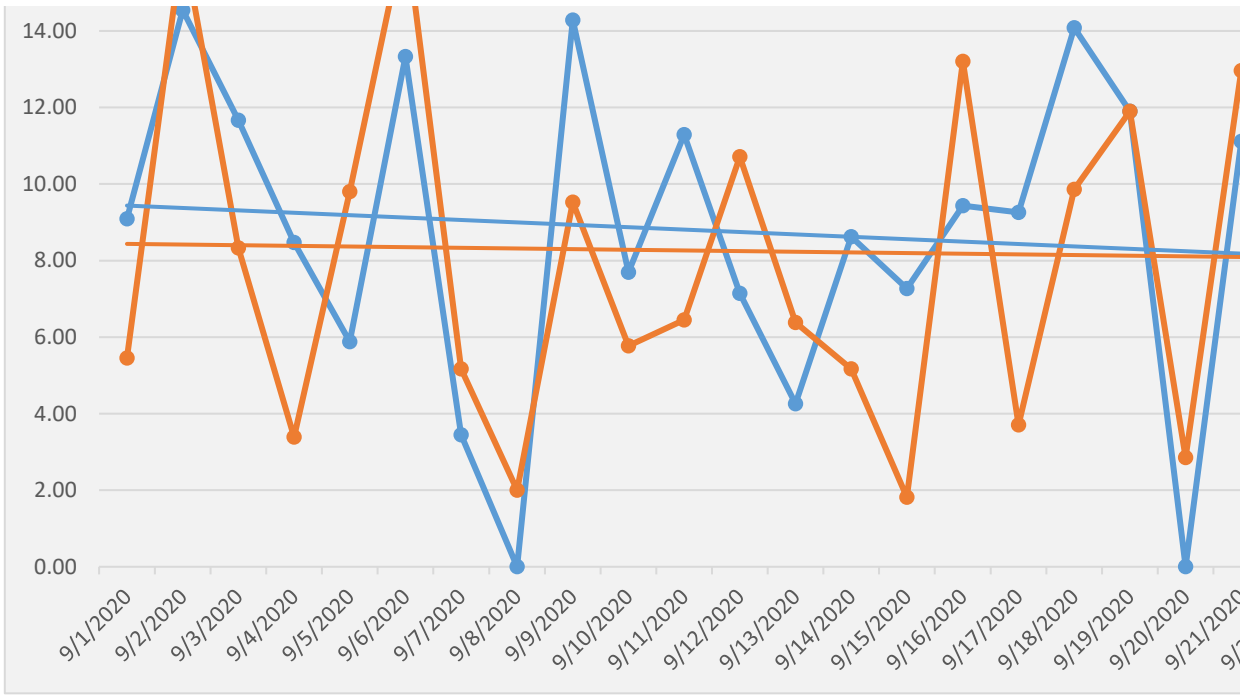


Percentage of Patient Care Reports with Respiratory or Medic-Suspected Covid in **AUG**

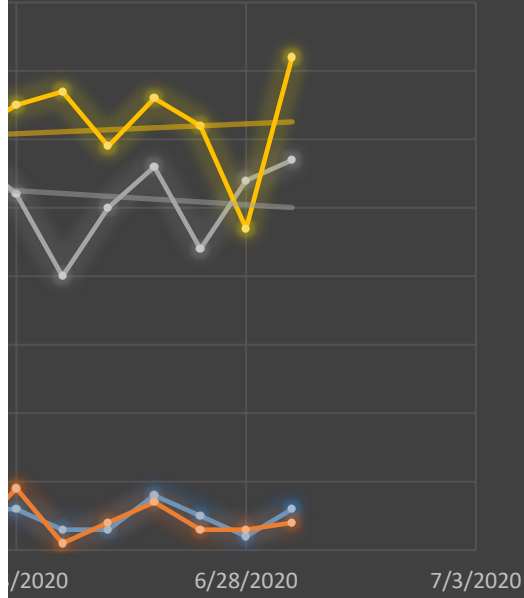


Percentage of Patient Care Reports with Respiratory or Medic-Suspected Covid in **SEPTE**

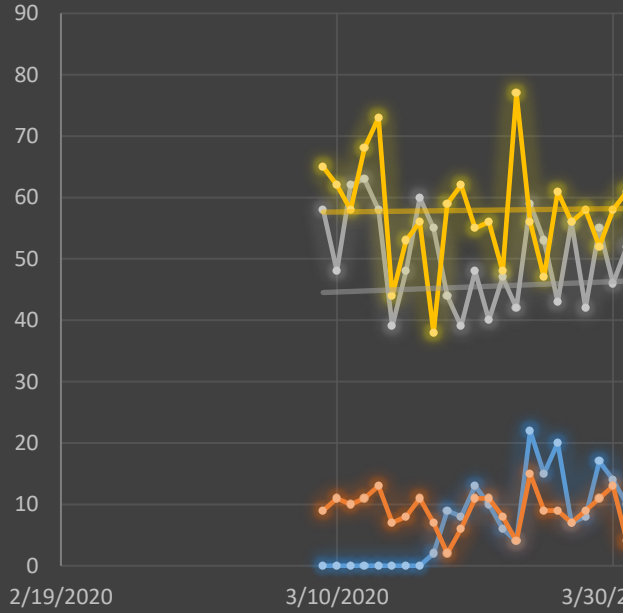




vid-19" Question

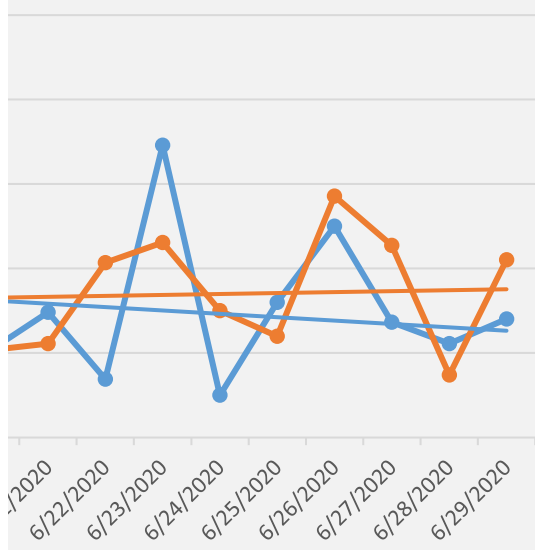


● Patient Care Reports With M
 ● All Patient Care Reports 2020
 ● Linear (All Patient Care Repo

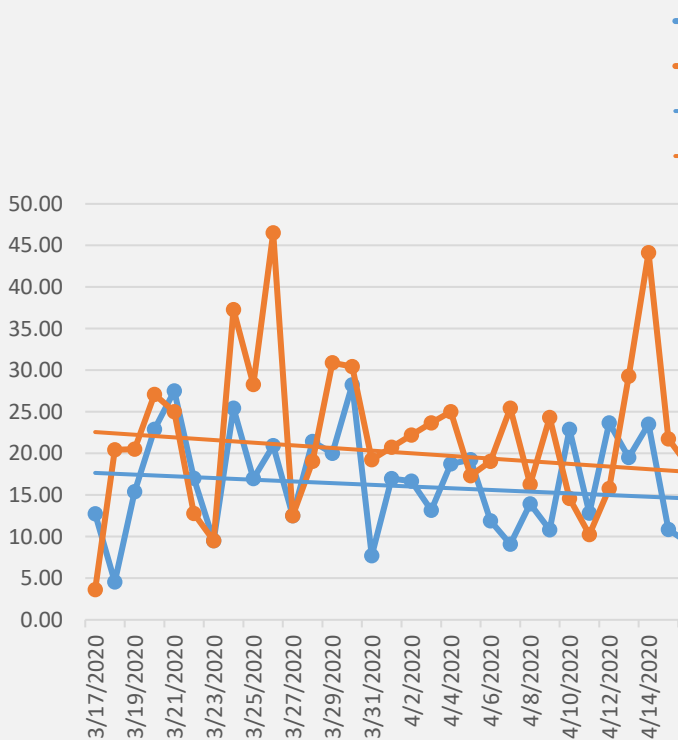


y/Infectious Complaint LINE

-19" Question
 (aint)
 d Covid-19" Question)



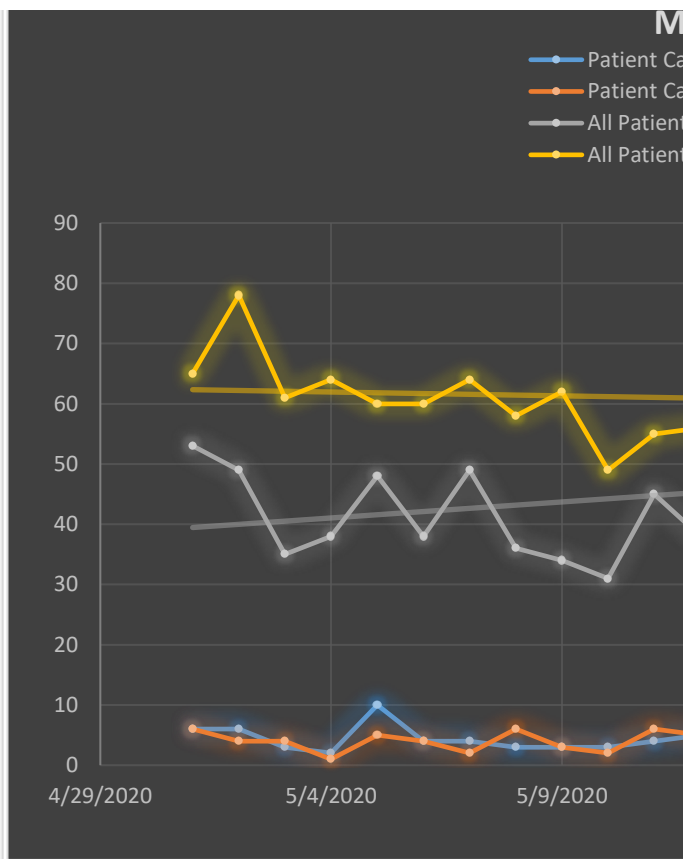
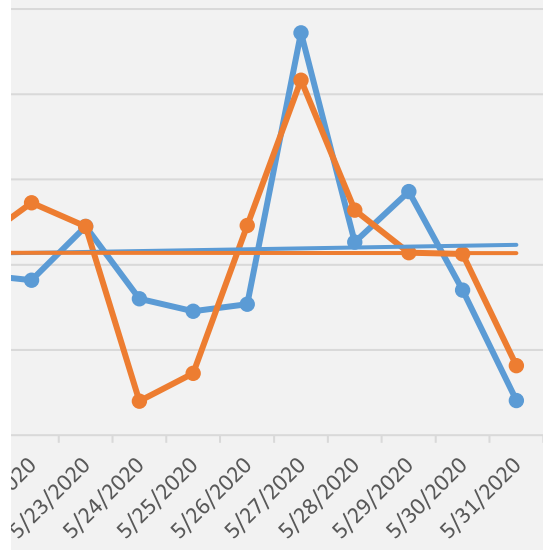
Pe



May/Infectious Complaint

May

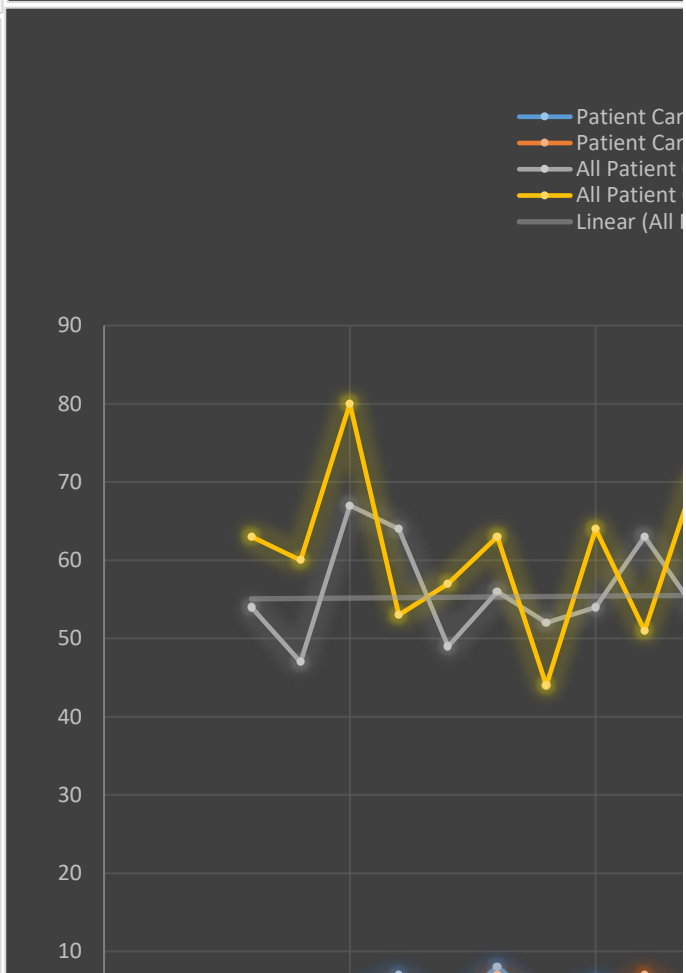
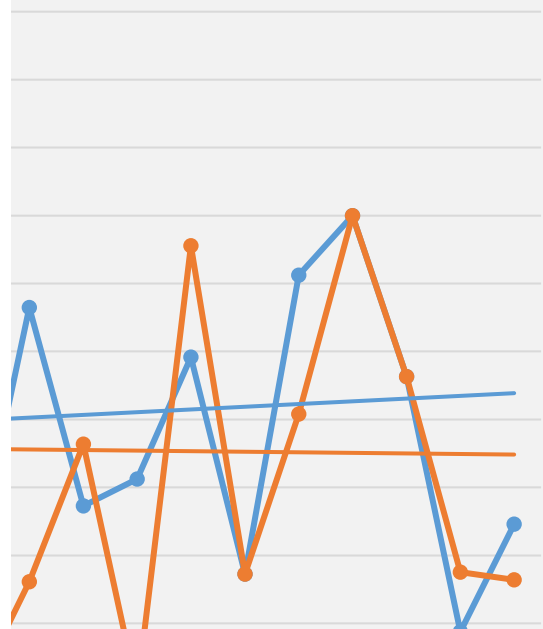
-19" Question
 (Complaint)
 (Asked Covid-19" Question)





July/Infectious Complaint

July

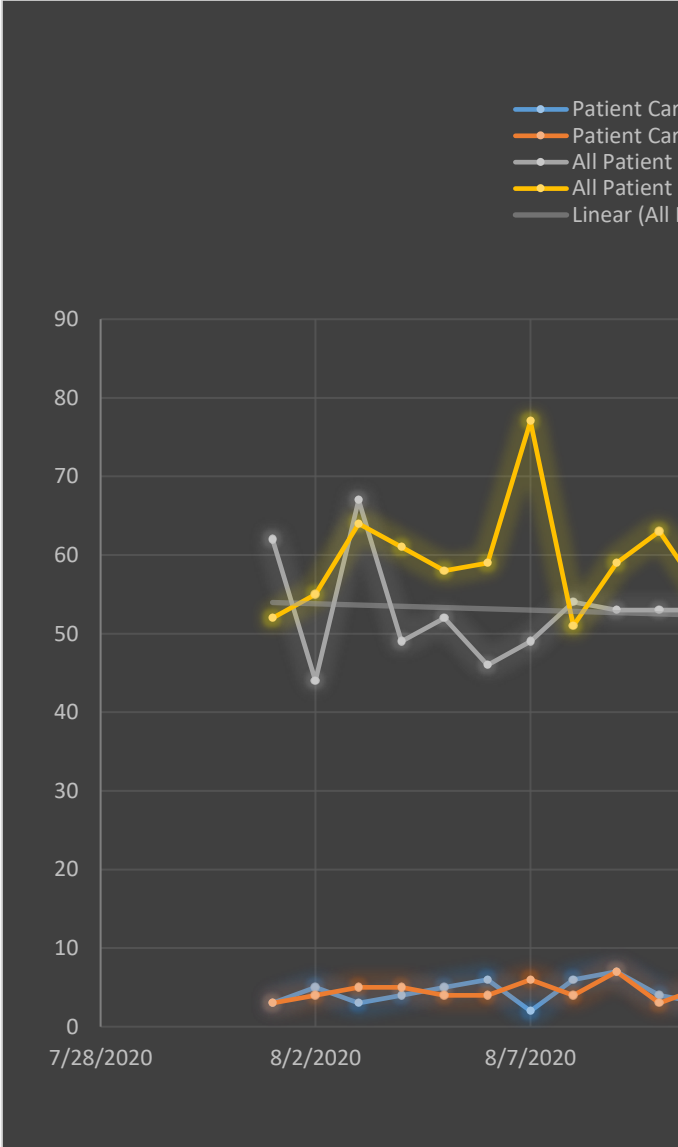
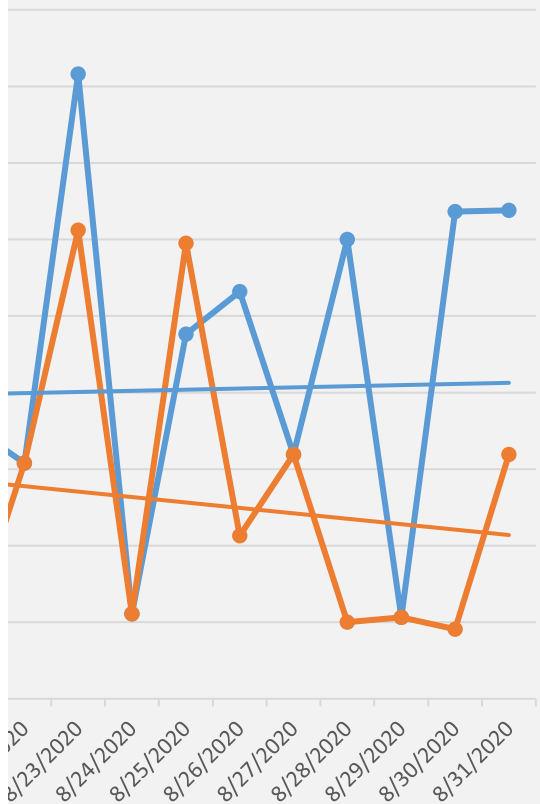
-19" Question
 (Complaint)
 (Asked Covid-19" Question)





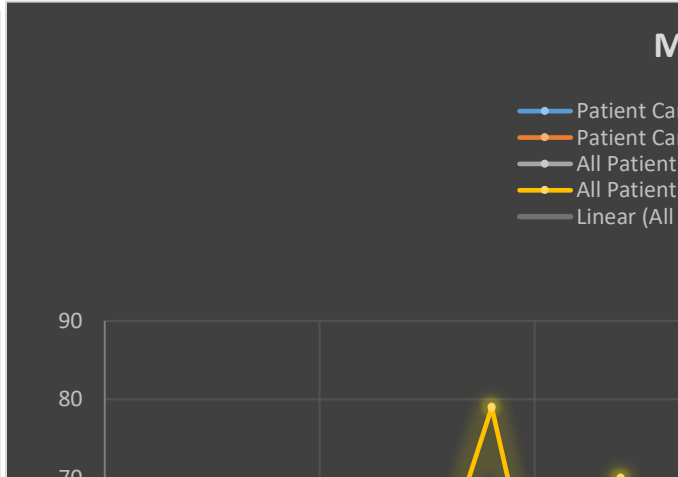
y/Infectious Complaint
JUST

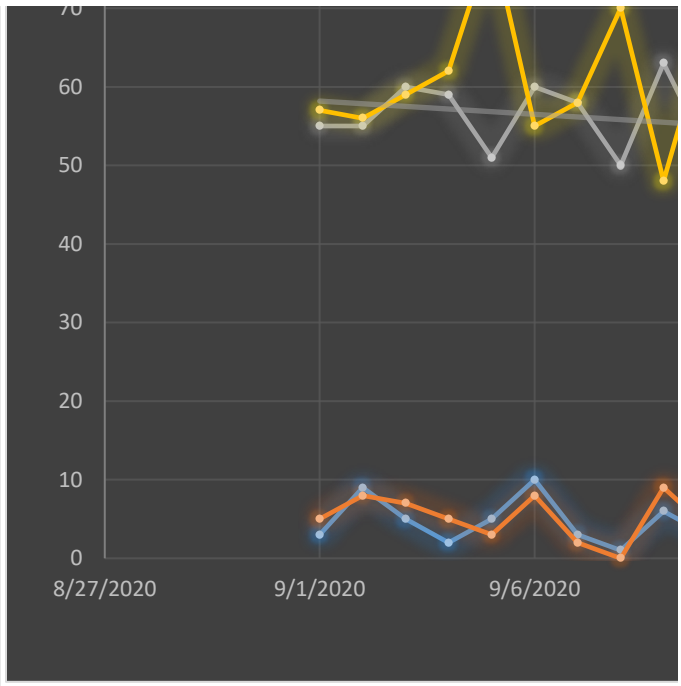
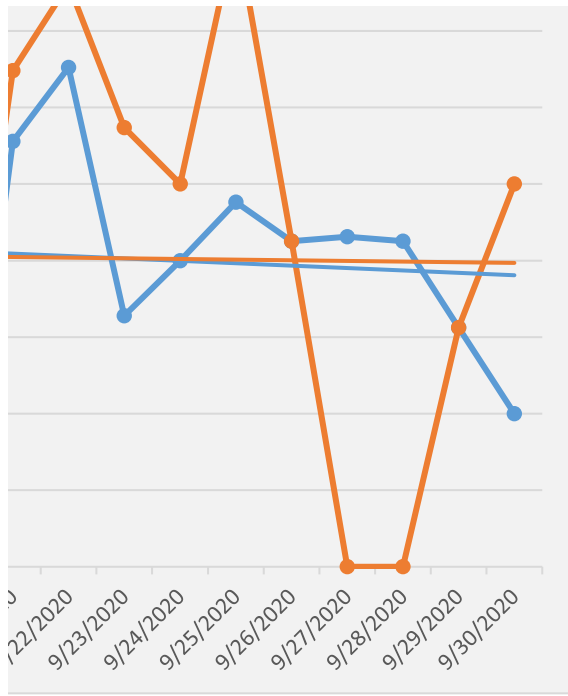
-19" Question
aint)
d Covid-19" Question)



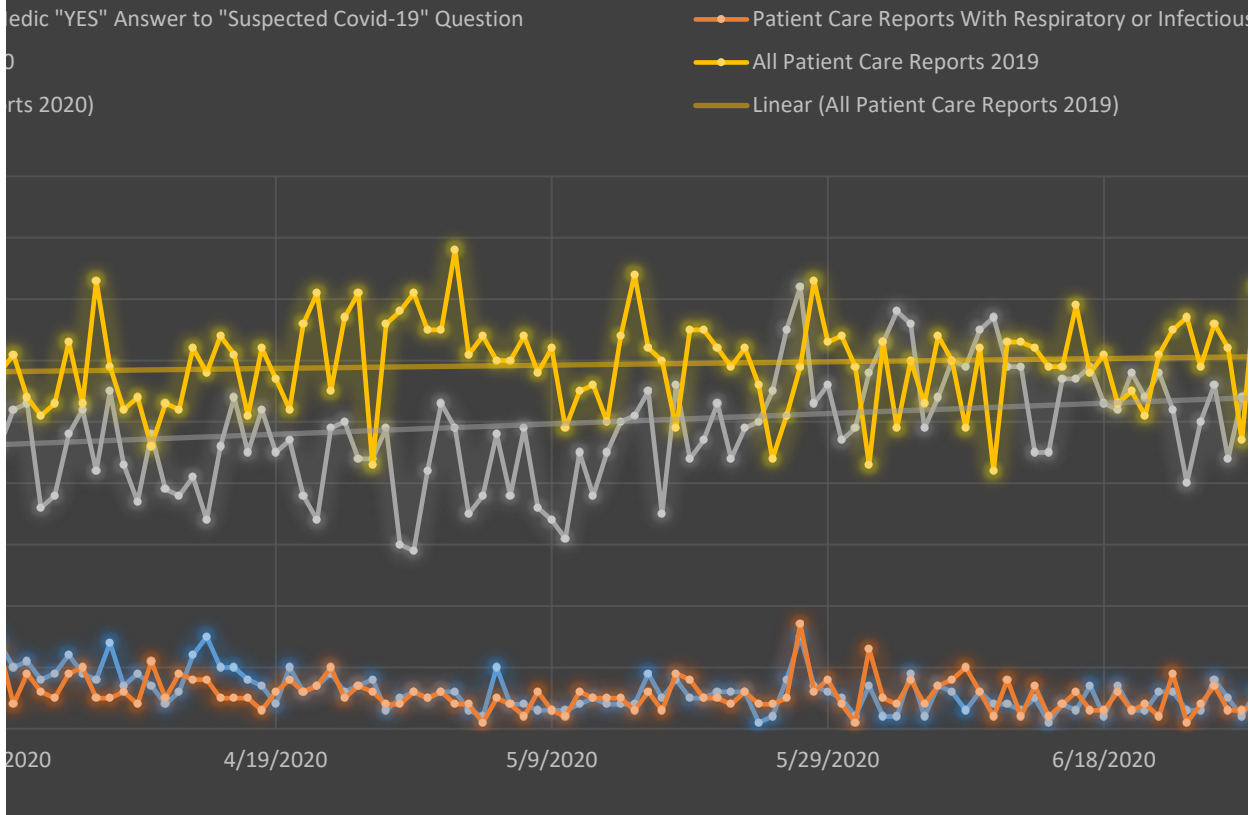
y/Infectious Complaint
EMBER

-19" Question
aint)
d Covid-19" Question)

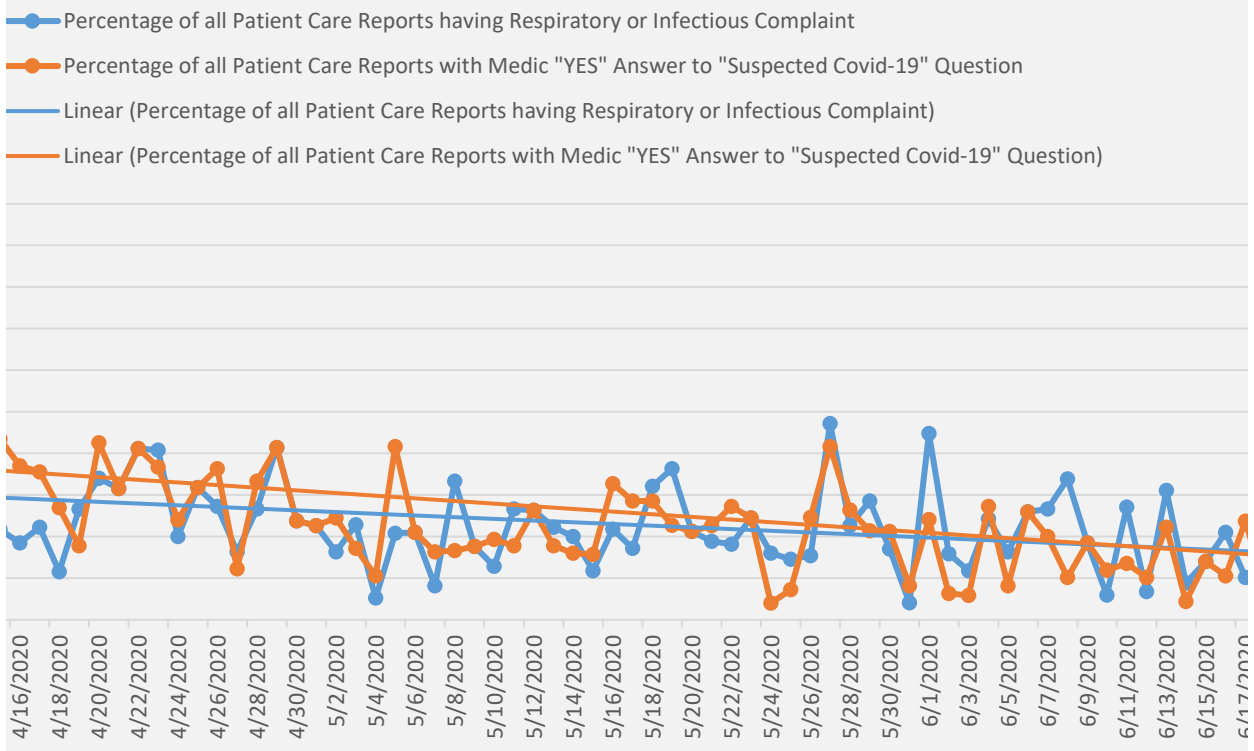




MFD Covid-19 Daily Surveillance

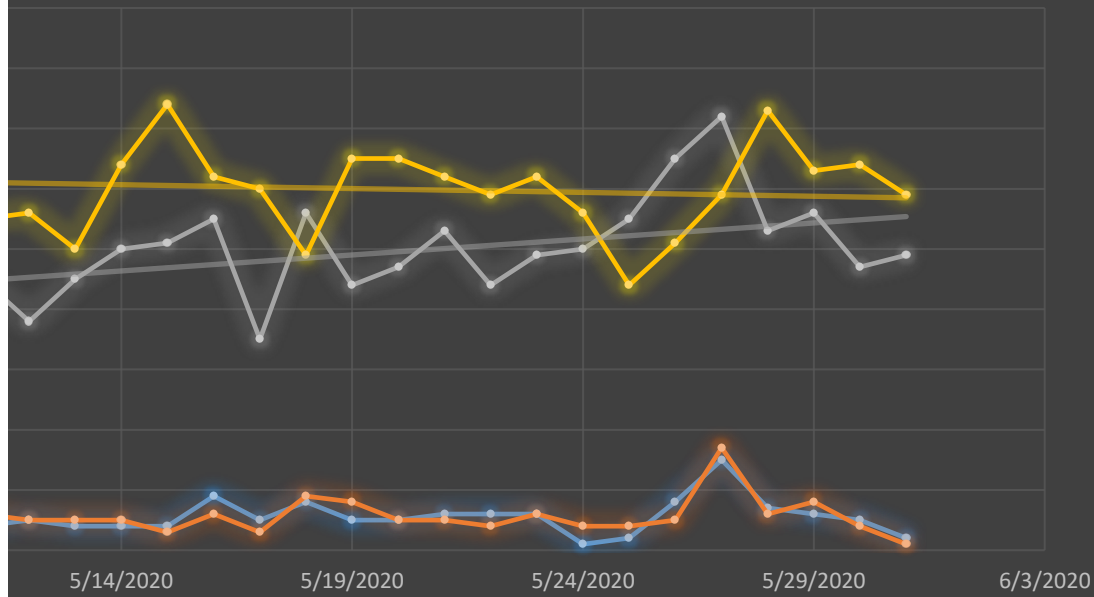


Percentage of Patient Care Reports with Respiratory/Infectious Complaint or Medic-Suspected Covid



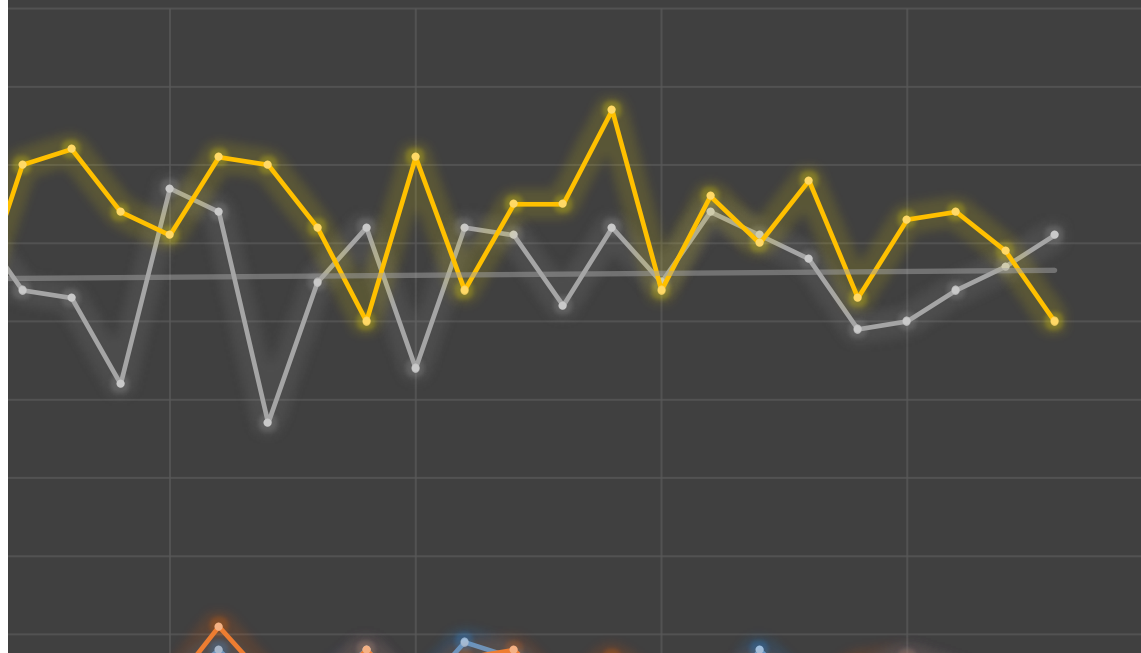
MFD Covid-19 MAY Surveillance

are Reports With Medic "YES" Answer to "Suspected Covid-19" Question
are Reports With Respiratory or Infectious Complaint
t Care Reports 2020
t Care Reports 2019



MFD Covid-19 JULY Surveillance

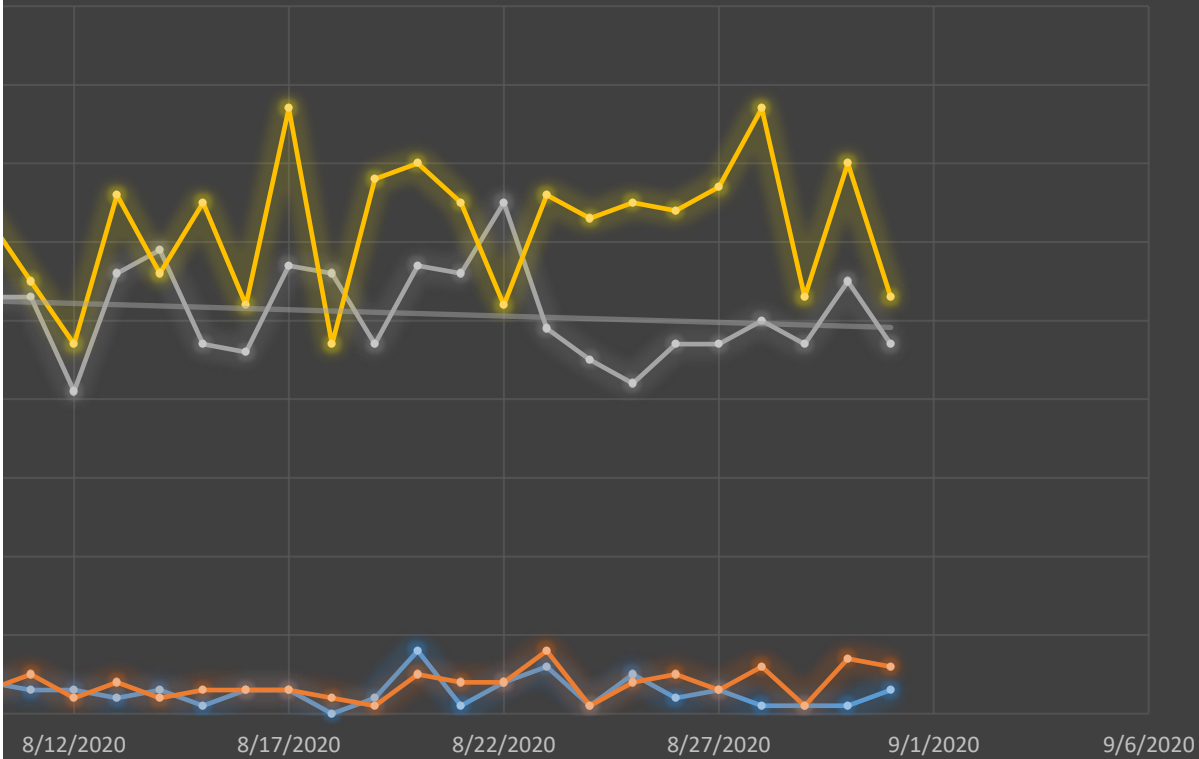
re Reports With Medic "YES" Answer to "Suspected Covid-19" Question
re Reports With Respiratory or Infectious Complaint
Care Reports 2020
Care Reports 2019
Patient Care Reports 2020)





MFD Covid-19 **AUGUST** Surveillance

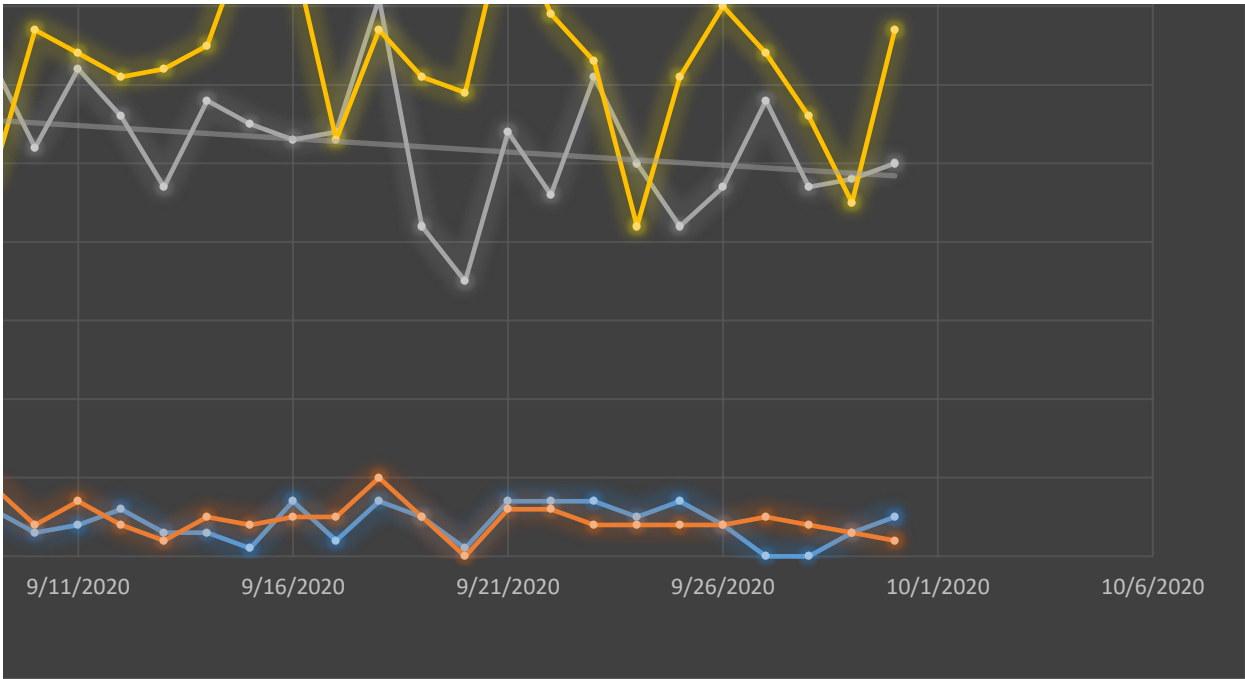
re Reports With Medic "YES" Answer to "Suspected Covid-19" Question
 re Reports With Respiratory or Infectious Complaint
 Care Reports 2020
 Care Reports 2019
 Patient Care Reports 2020)



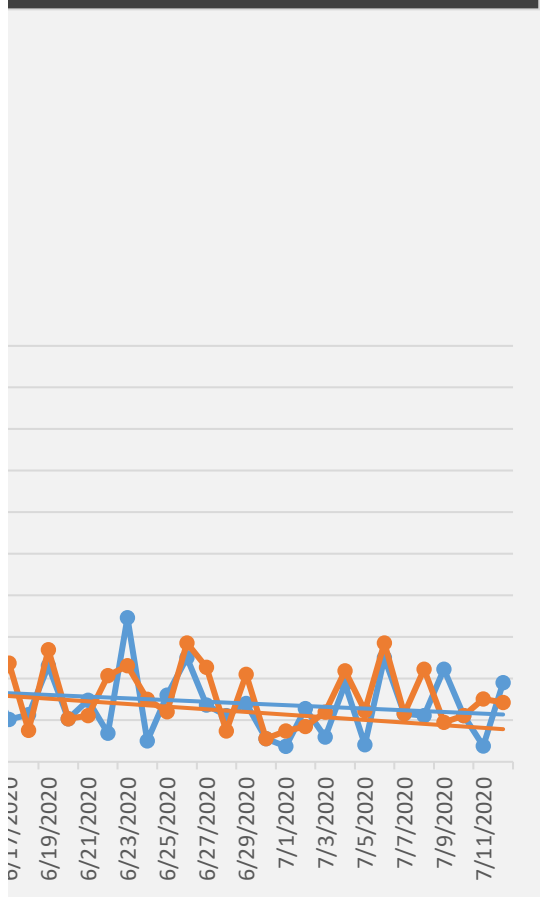
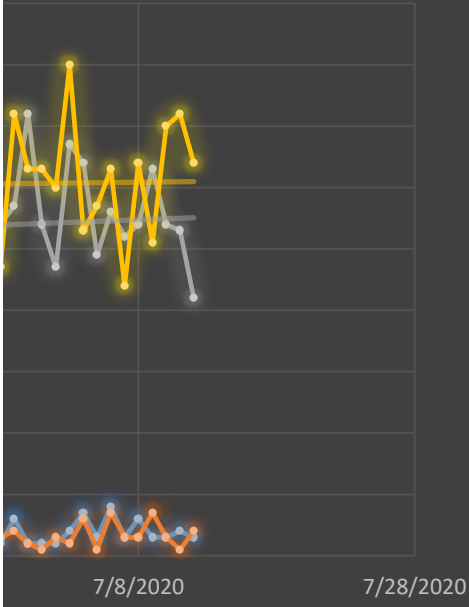
MFD Covid-19 **SEPTEMBER** Surveillance

re Reports With Medic "YES" Answer to "Suspected Covid-19" Question
 re Reports With Respiratory or Infectious Complaint
 Care Reports 2020
 Care Reports 2019
 Patient Care Reports 2020)





s Complaint





|