

Madison, Wisconsin

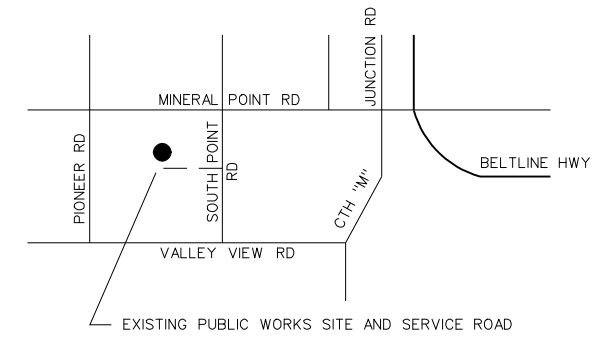
INDEX OF SHEETS

- 1 TITLE, LOCATION, SITE PLAN
- 2 PLAN VIEW
- 3 SECTION DETAILS
- 4 DETAILS

CITY OF MADISON

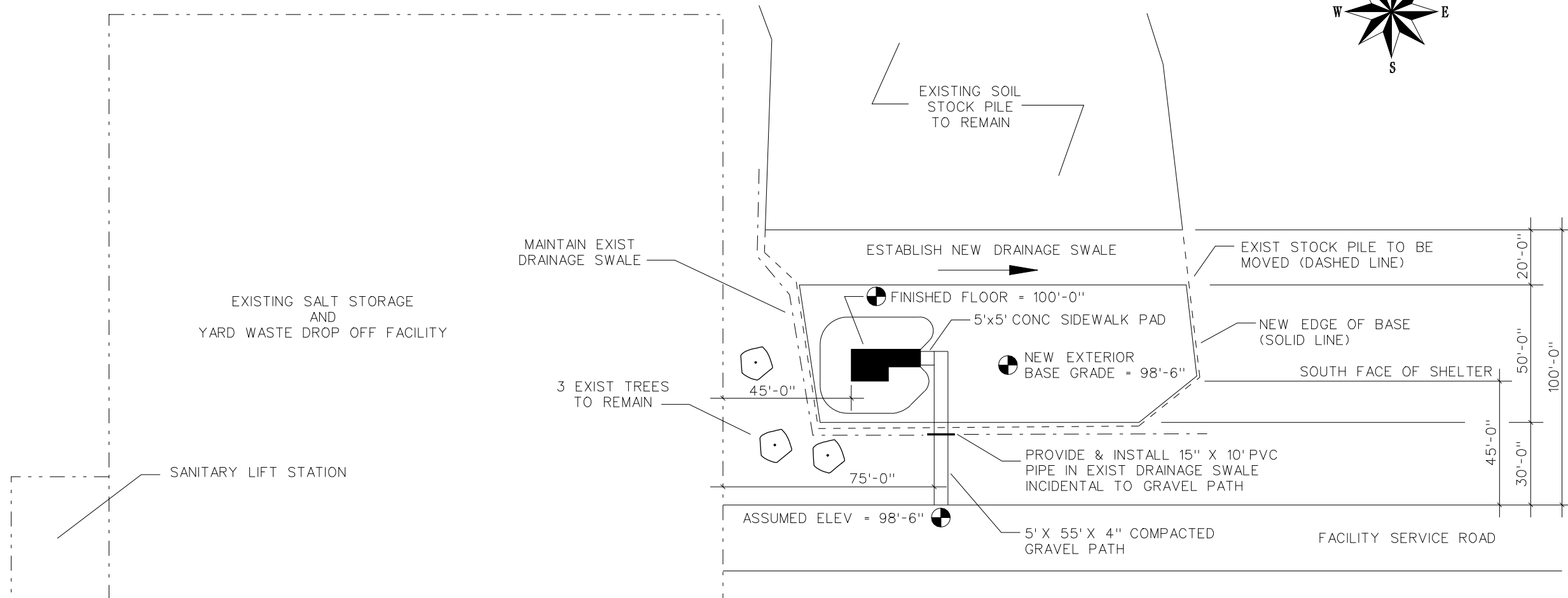

CITY ENGINEERING DIVISION DEPARTMENT OF PUBLIC WORKS

WEST SIDE PUBLIC WORKS FACILITY SEVERE WEATHER SHELTER



LOCATION MAP

**CITY PROJECT NO. 53W0681
COMPETITIVE CHANGE ORDER**



SITE PLAN

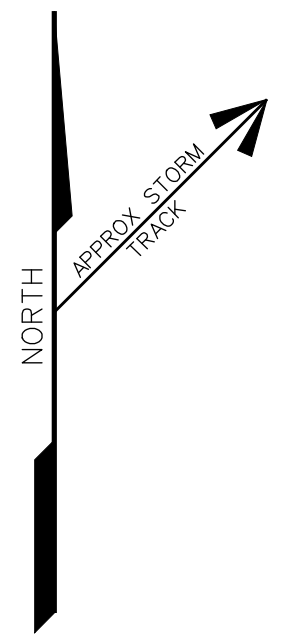
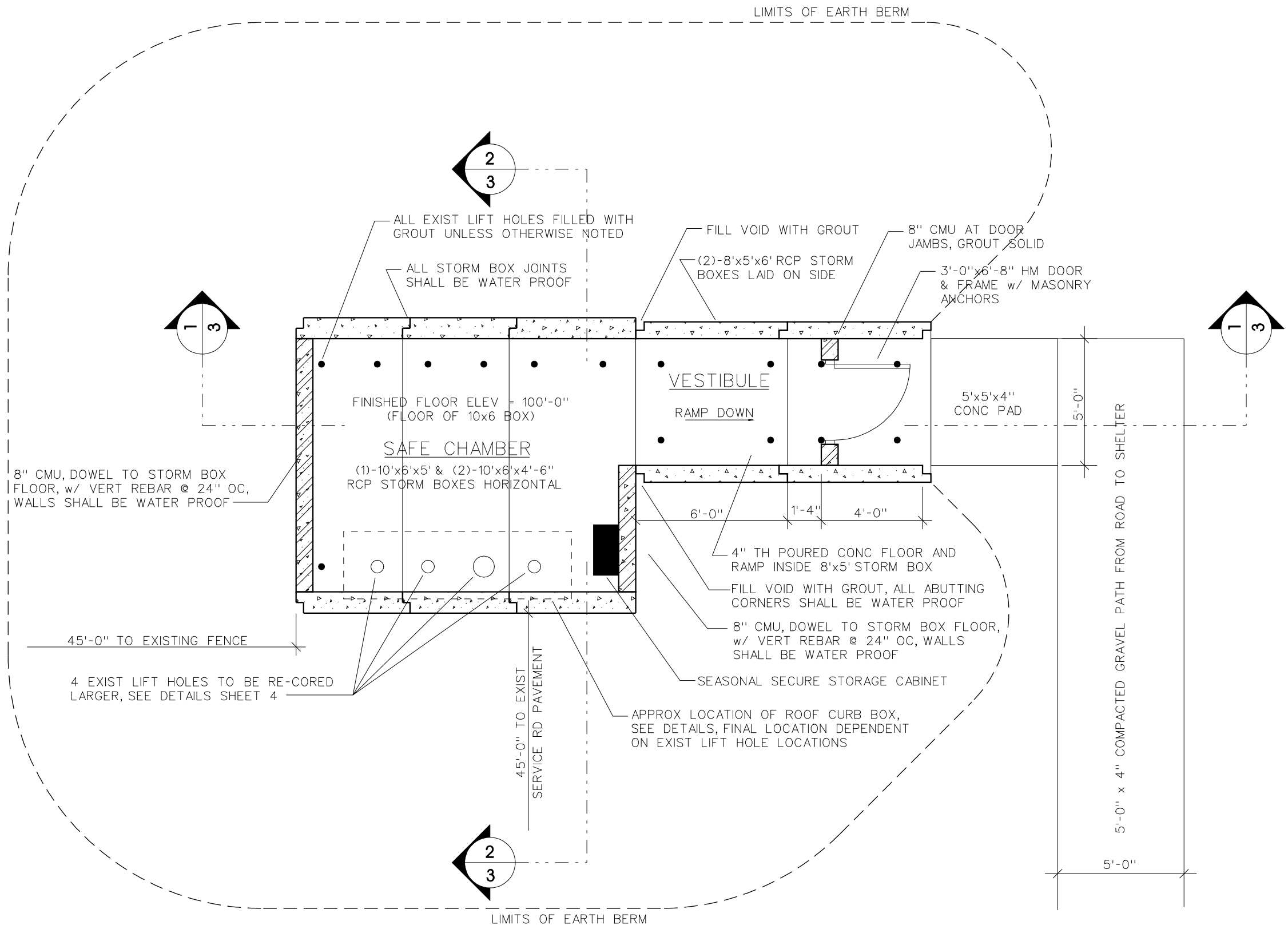
NOTE: ALL ELEVATIONS ARE ASSUMED FOR THIS PROJECT ONLY

FINAL: JUNE 12, 2008
PRELIMINARY: MAY 19, 2008

CITY OF MADISON
ENGINEERING DIVISION

WEST SIDE PUBLIC WORKS
SEVERE WEATHER SHELTER
SHEET 1 OF 4

CONSTRUCTION DETAILS

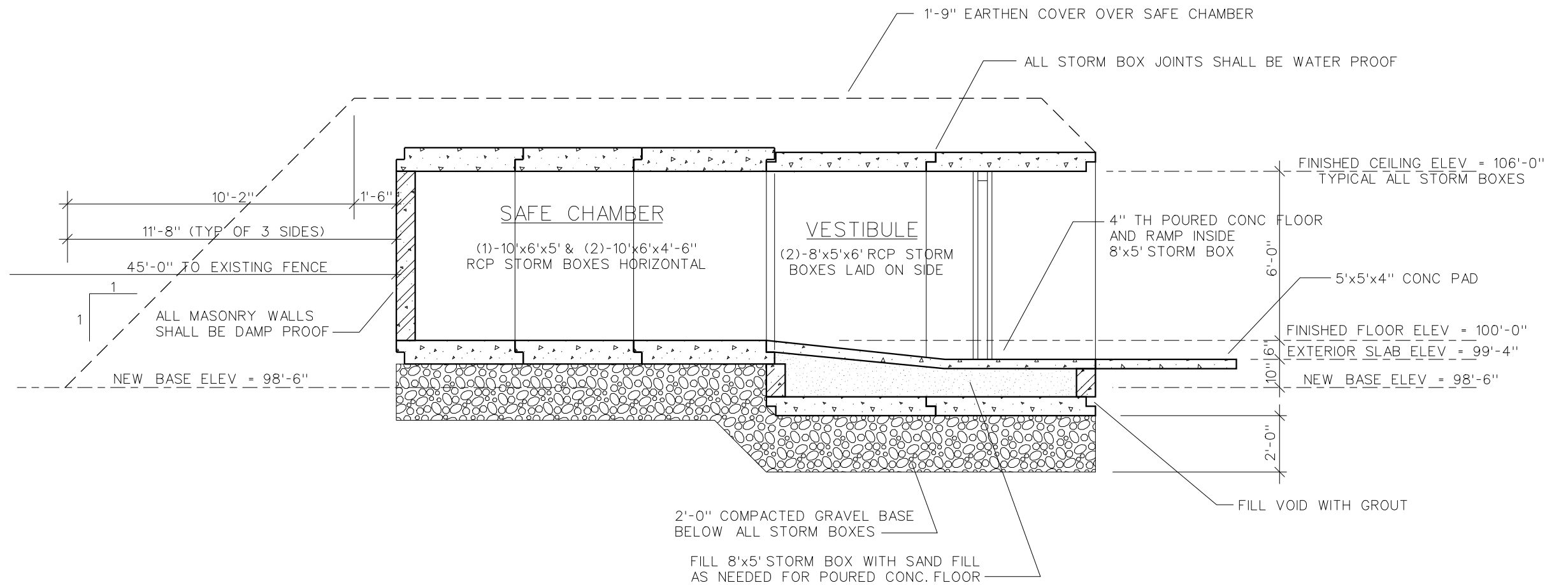


- SEASONAL SECURE STORAGE CABINET:
- FIRST AID KIT
 - EMERGENCY BLANKETS
 - WEATHER RADIO (B.O.)
 - RADIO (B.O.)
 - FLASHLIGHTS
 - SPARE BATTERIES
- (B.O. = BATTERY OPERATED)

FINAL: JUNE 12, 2008
 PRELIMINARY: MAY 19, 2008

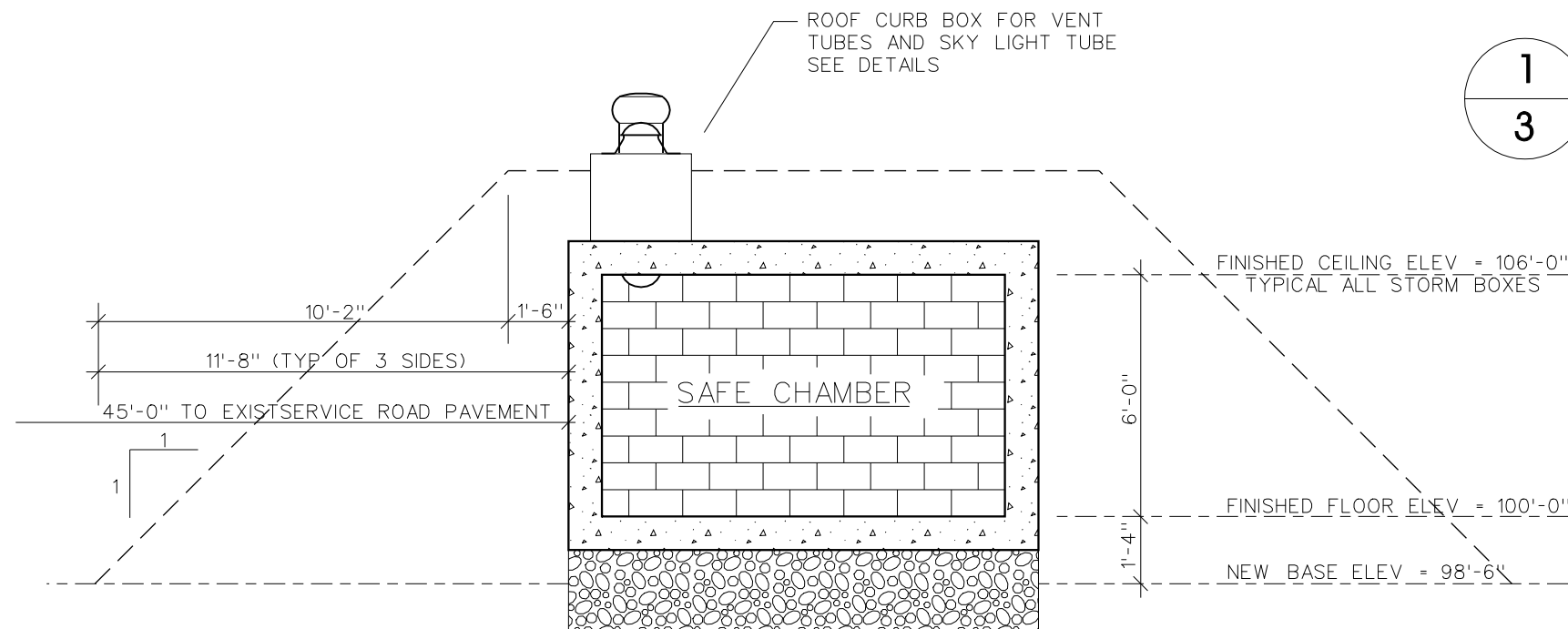
| |
|--|
| CITY OF MADISON ENGINEERING DIVISION |
| WEST SIDE PUBLIC WORKS SEVERE WEATHER SHELTER SHEET 2 OF 4 |
| CONSTRUCTION DETAILS |

PLAN VIEW



1
3

SECTION THRU STRUCTURE



2
3

SECTION THRU STRUCTURE

FINAL: JUNE 12, 2008
PRELIMINARY: MAY 19, 2008

CITY OF MADISON
ENGINEERING DIVISION

WEST SIDE PUBLIC WORKS
SEVERE WEATHER SHELTER
SHEET 3 OF 4

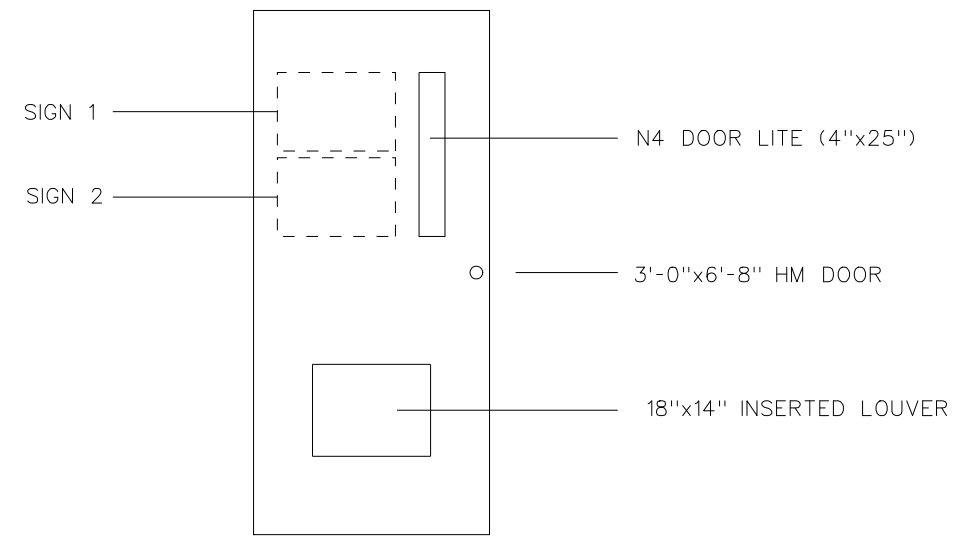
CONSTRUCTION DETAILS

**EMERGENCY
SHELTER
ONLY**

SIGN 1:
- 18"x12" SIGN BLANK
- RED BACKGROUND
- WHITE LETTERS APPROX 2.25" HIGH

CAUTION
**LOW
HEADROOM
6'-0" (72")**

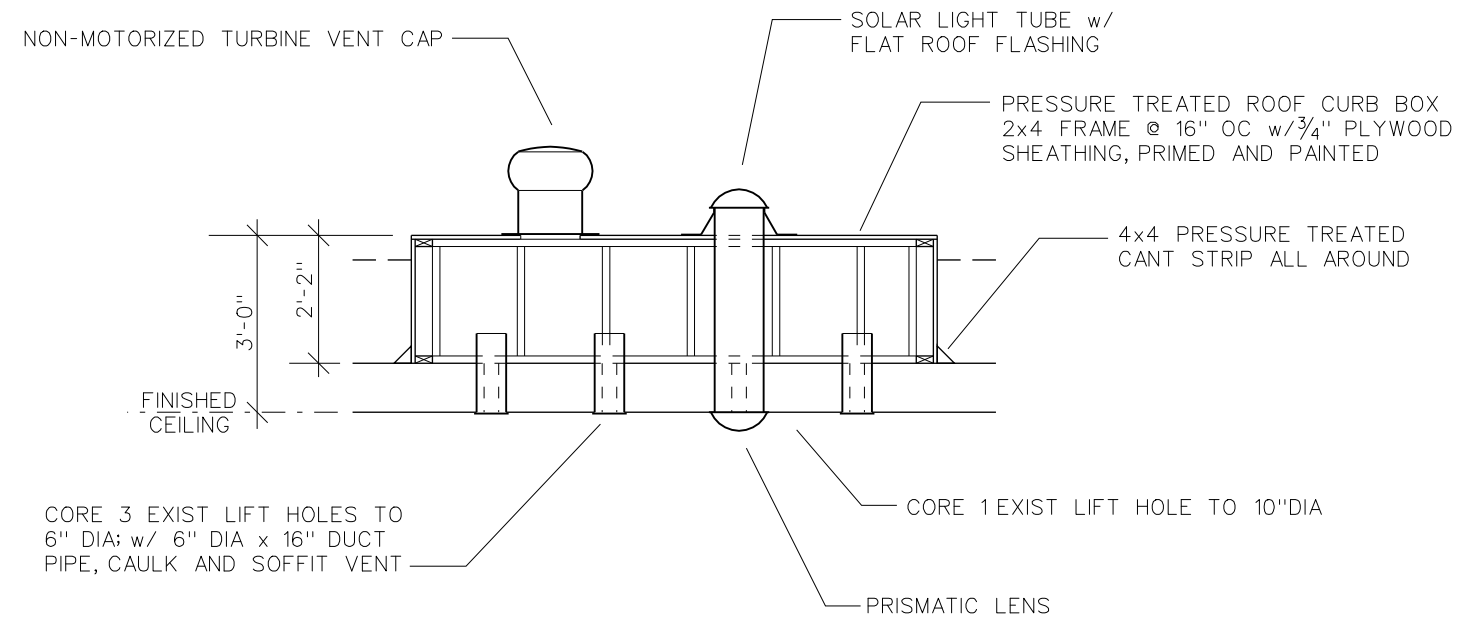
SIGN 2:
- 18"x12" SIGN BLANK
- YELLOW BACKGROUND
- "CAUTION" 2.25" LETTERS IN BLACK BOX
- OTHER TEXT BLACK, 1.5" HIGH



- PASSAGE LEVER HANDLE
- NRP HINGES
- LOCATE HASP AND STAPLE 5'-0" FROM FLOOR

NOTES:

1. ALL WORKMANSHIP SHALL BE TO INDUSTRY & CITY OF MADISON STANDARDS
2. SEE SPECIAL PROVISION FOR ADDITIONAL SPECIFICATIONS
3. ALL STORM BOX JOINTS SHALL BE TIED TOGETHER USING STANDARD PIPE TIES
4. ALL CMU WALLS SHALL BE TIED TO RCP STORM BOX WALLS USING MASONRY TIES
5. ALL STORM BOX JOINTS SHALL BE WRAPPED
6. ALL LIFT HOLES (EXCEPT AS NOTED) SHALL BE GROUT PLUGGED AND WATER PROOF
7. THE COMPLETED STRUCTURE SHALL BE DAMP PROOFED
8. CABINET PROVIDED AND INSTALLED BY CONTRACTOR, CONTENTS BY OWNER
9. DOOR SIGNAGE PROVIDED BY OWNER, INSTALLED BY CONTRACTOR



NOTE: OVERALL SIZE OF ROOF CURB BOX IS APPROX. 9'-0" WIDE x 2'-6" DEEP.
FIELD VERIFY SIZE AND LOCATION WITH EXISTING CULVERT BOX LIFT HOLES

ROOF CURB BOX DETAIL

FINAL: JUNE 12, 2008
PRELIMINARY: MAY 19, 2008

| |
|--|
| CITY OF MADISON ENGINEERING DIVISION |
| WEST SIDE PUBLIC WORKS SEVERE WEATHER SHELTER SHEET 4 OF 4 |
| CONSTRUCTION DETAILS |