

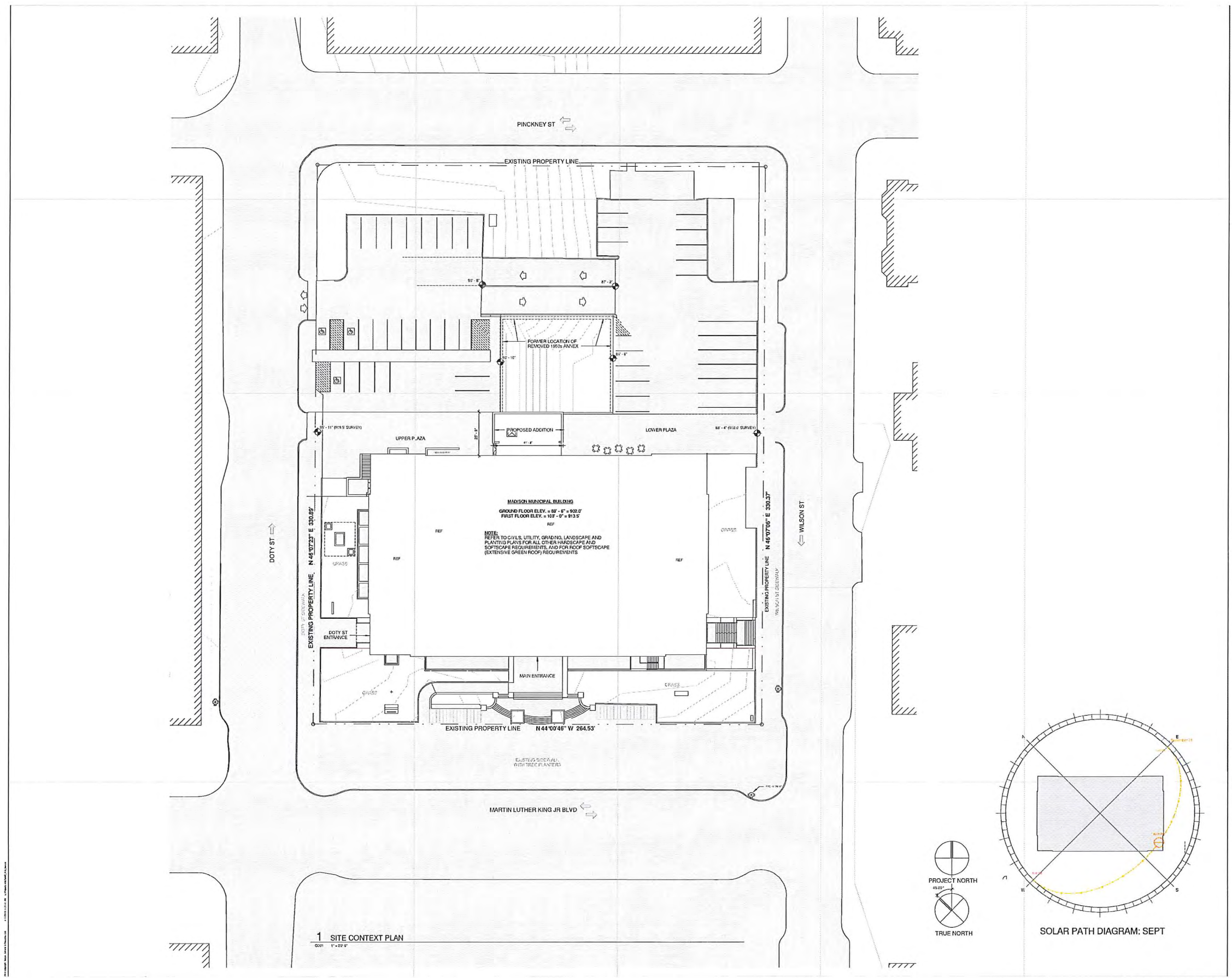


MADISON MUNICIPAL BUILDING

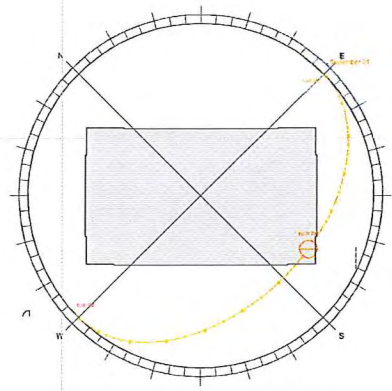
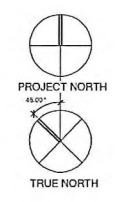
LANDMARKS COMMISSION SUBMITTAL
CITY OF MADISON, WISCONSIN
APRIL 11, 2016

SHEET INDEX

G001	SITE CONTEXT PLAN
A001	SITE PLAN
A100	GROUND FLOOR PLAN
A101	LEVEL ONE PLAN
A102	LEVEL TWO PLAN
A103	LEVEL THREE PLAN
A104	ROOF PLAN
A201	BUILDING ELEVATIONS
A202	BUILDING ELEVATIONS
A651	WINDOW SCHEDULE, TYPES AND DETAILS
A653	WINDOW SCHEDULE, TYPES AND DETAILS
H001	EXISTING PHOTOS
H002	EXISTING PHOTOS
H003	PERSPECTIVE VIEWS
H350	EXTERIOR DETAILS
	SITE PLAN AND CONTEXT RENDERED
	SITE PLAN RENDERED
	SOUTH ELEVATION RENDERED
	EAST ELEVATION RENDERED
	WEST ELEVATION RENDERED
	NORTH ELEVATION RENDERED
	EXTERIOR LIGHTING PRECEDENTS
	PERSPECTIVE RENDERING WITH LIGHTING
	ADDITION RENDERINGS
	NEW WINDOW PRODUCT INFORMATION

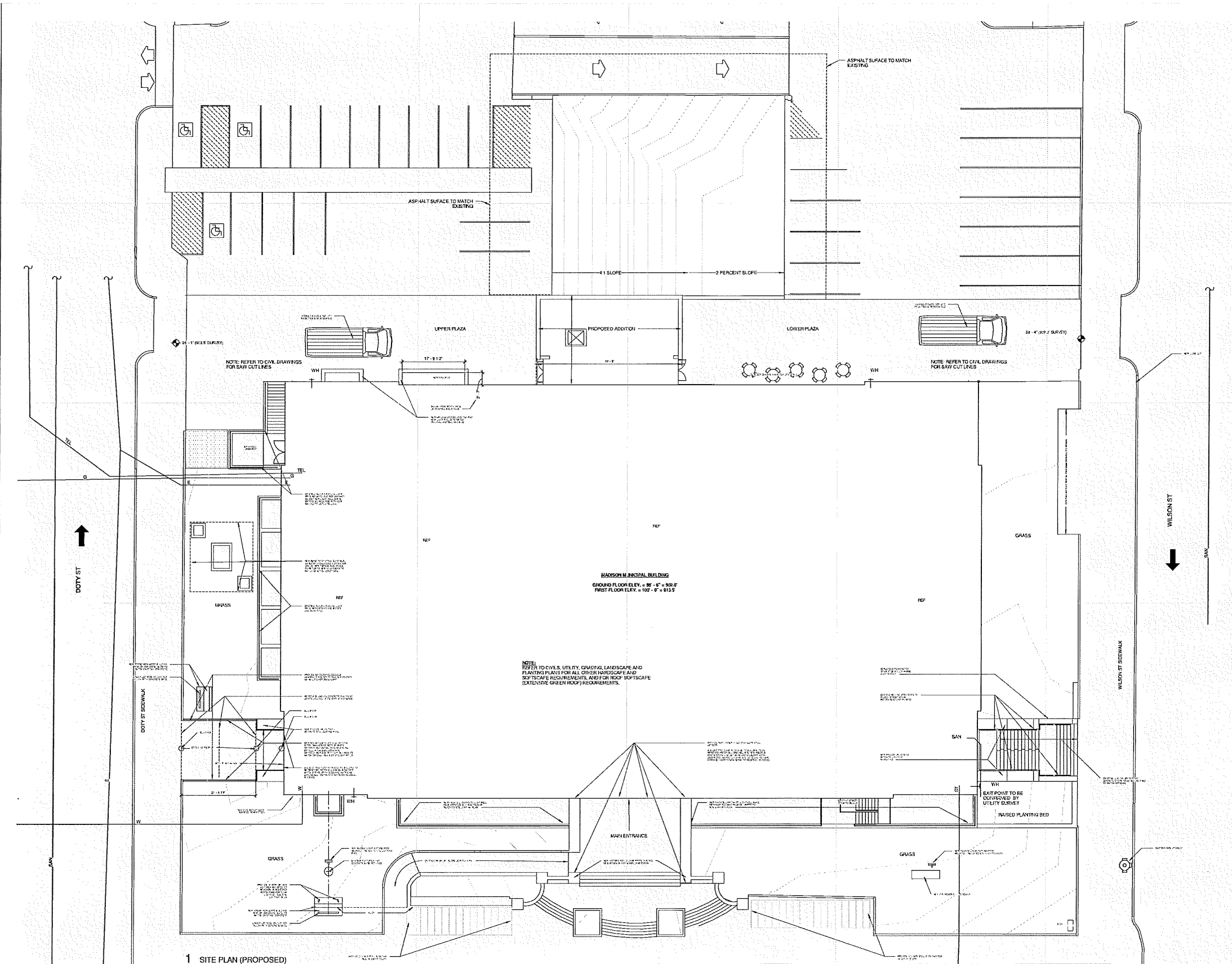


1 SITE CONTEXT PLAN
0001 1"=20' 0"



MSR 710 South 2nd Street, 8th Floor Minneapolis, Minnesota 55401-2202 Architecture 612.375.0336 info Interiors and 612.342.2216 fax Urban Design www.msrdesign.com										
Kan Sak Design, Inc. Civil Engineering and Landscape Architects 203 South Faberum Dr Madison, WI 53703 Tel: 608.251.2600										
K2000 Structural Engineering, Data Infrastructure, AV 222 W. Broadway 53703 Tel: 608.222.9100										
MEP Associates MEP Engineers 801 Blue Garden Road, Suite 175 Madison, WI 53703 Tel: 608.378.9120										
Cultra Design Lighting Designer 20222 County 7 Chicago, IL 60628 Tel: 807.817.1125										
Charles Ouzfina, AIA Preservation Architect 1724 Southpark Lane Madison, WI 53718 Tel: 608.444.9559										
Facility Engineers, Inc. Building Envelope Consultant 1000 University Rd Madison, WI 53706 Tel: 608.245.8110										
Burnett Fire Consulting Fire & Code Consultant 875 Monmouth Ave. W. St. Paul, MN 55103 Tel: 651.251.1479										
NSA Acoustical Consultant 4255 Chicago Avenue South, Suite 205 St. Paul, MN 55112 Tel: 612.274.2010										
Madison Municipal Building 215 Martin Luther King, Jr. Blvd Madison, WI 53703										
<small>I hereby certify that this plan, specification or report was prepared by me or under my direct supervision and that I am a duly Licensed Architect under the Laws of the State of Wisconsin.</small> ARCHITECT SEAL										
Scale: — Plot Name: JAA.Plot Date: 10/20/2016 10:58:14 AM User: ASB	<table border="1"> <thead> <tr> <th>Rev</th> <th>Date</th> <th>Description</th> </tr> </thead> <tbody> <tr> <td>1</td> <td>10/20/2016</td> <td>ISSUED FOR PERMIT</td> </tr> <tr> <td>2</td> <td>10/20/2016</td> <td>ISSUED FOR PERMIT</td> </tr> </tbody> </table>	Rev	Date	Description	1	10/20/2016	ISSUED FOR PERMIT	2	10/20/2016	ISSUED FOR PERMIT
Rev	Date	Description								
1	10/20/2016	ISSUED FOR PERMIT								
2	10/20/2016	ISSUED FOR PERMIT								
PROJECT NO: 2014057 PROJECT NAME: DESIGN DEVELOPMENT DRAWN BY: ES/SK/SF CHECKED BY: SB										
SITE CONTEXT PLAN										
G001										

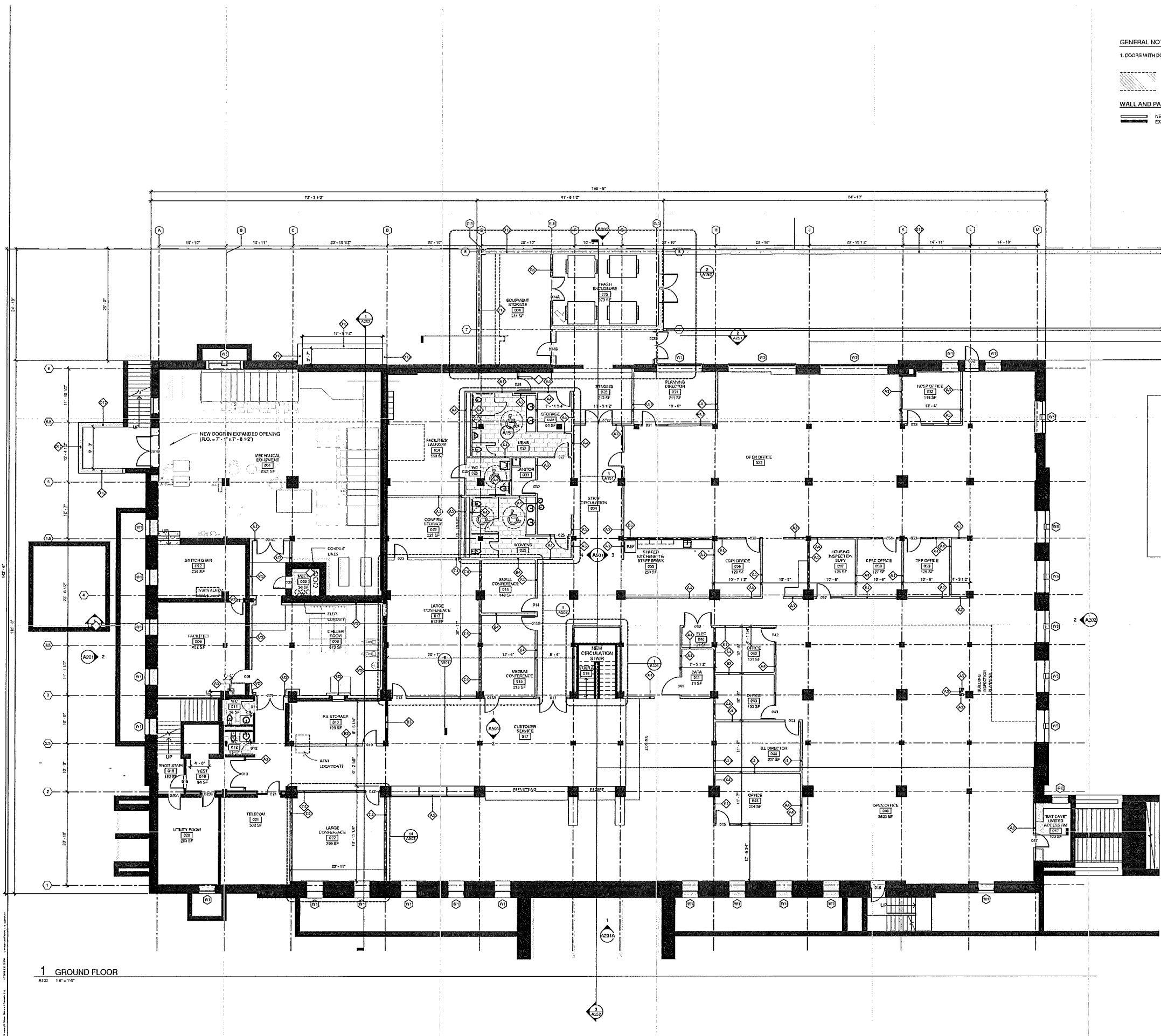
NOT FOR CONSTRUCTION



1 SITE PLAN (PROPOSED)
A01 1" = 10' 0"

MSR	710 South Doty Street, 6th Floor Madison, Wisconsin 53702-2282
Architecture	617.375.9336 ext. 617.347.1216 fax www.msrdesign.com
Interior and Landscape Design	
Ken Sak Design, Inc.	
Civil Engineering and Landscape Architects	201 South Park Street Madison, WI 53703 408.251.2020
K&W	
Structural Engineering, Data Infrastructure, AV	222 W. Park Ave. Madison, WI 53703 608.253.9529
MEP Associates	
MEP Engineers	5070 W. Doty Street, Suite 115 Madison, WI 53705 608.253.9121
Collin Design	
Lighting Designer	3032 County 7 Madison, WI 53705 608.837.1428
Charles Quigley, AIA	
Preservation Architect	1734 Lincoln Lane Madison, WI 53713 608.444.9555
Facility Engineering, Inc.	
Building Envelope Consultant	100 University Rd. Madison, WI 53706 608.240.8110
Burnett Fire Consulting	
Fire & Code Consultant	875 University Ave. W. Madison, WI 53705 608.251.1179
USA	
Acoustical Consultant	4255 Cheyenne Avenue South, Suite 206 Madison, WI 53704 608.274.5270
Madison Municipal Building	
215 Martin Luther King, Jr. Blvd Madison, WI 53703	
I hereby certify that this plan, specification or report was prepared by me or under my supervision and that I am a duly licensed Architect under the Laws of the State of Wisconsin.	
Scale: 1" = 10' 0"	
Plan Name: JLS.Plan	
Date: 10/20/2016	Sheet No: A001
Rev. No. 1	Rev. Description
1	10/20/2016 (ISSUED FOR DESIGN DEVELOPMENT)
2	10/20/2016 (ISSUED FOR PERMITS)
3	10/20/2016 (ISSUED FOR SUBMITTAL)
PROJECT NO: 2014057	
PROJECT NAME: DESIGN DEVELOPMENT	
DRAWN BY: Author	CHECKED BY: Checker
SITE PLAN	
A001	

NOT FOR CONSTRUCTION



GENERAL NOTE
 1. DOORS WITH DOOR NUMBERS ARE HISTORIC TO REMAIN

EQUIPMENT PATHWAY
 (Symbol: Dashed line with diagonal hatching)

WALL AND PARTITION KEY
 (Symbol: Solid line) NEW WALLS AND PARTITIONS
 (Symbol: Dashed line) EXISTING WALLS AND PARTITIONS

1 GROUND FLOOR
 A100 12'-11"

MSR 710 South 2nd Street, 8th Floor
 Minneapolis, Minnesota 55401-2282
 Architecture 612.375.0336 fax
 Interiors and 612.342.2216 fax
 Urban Design www.msrdesign.com

Paul S. Hill Design, Inc.
**Civil Engineering and
 Landscape Architects**
 230 So. Park Street
 Madison, WI 53703
 tel 608.251.3603

KARVE
**Structural Engineering, Data
 Infrastructure, AV**
 452 W. Broadway
 Madison, WI 53703
 tel 608.251.5028

MEP Associates
MEP Engineers
 600 Blue German Road, Suite 175
 Madison, WI 53705
 tel 608.251.9128

Galbraith Design
Lighting Designer
 5522 County 7
 Chicago, IL 60630
 tel 507.607.0428

Charles D. Johnson, AIA
Preservation Architect
 1734 Kinnickinnick Lane
 Madison, WI 53713
 tel 608.544.5553

Facility Engineering, Inc.
**Building Envelope
 Consultant**
 123 Dunning Ave
 Madison, WI 53714
 tel 608.251.5110

Summit Fire Consulting
Fire & Code Consultant
 570 Kinnickinnick Ave., 11th
 St. Floor
 Madison, WI 53713
 tel 608.251.1879

KRA
Acoustical Consultant
 4626 Chicago Avenue South, Suite 270
 Kenosha, WI 53141
 tel 612.274.2623

**Madison Municipal
 Building**
 215 Martin Luther King, Jr. Blvd
 Madison, WI 53703

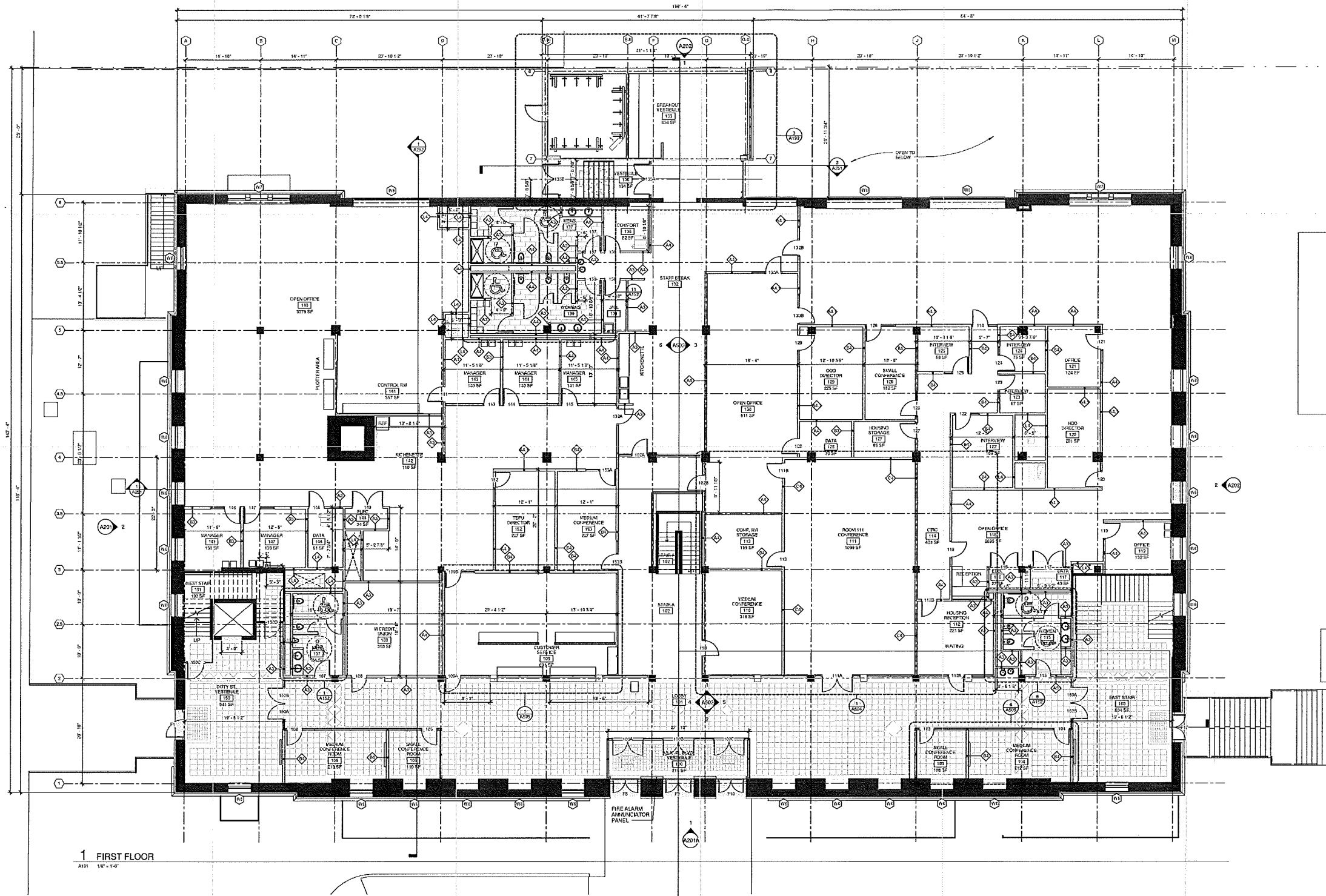
I hereby certify that this plan, specification or report was prepared by me or under my direct supervision and that I am a Licensed Architect in the State of Wisconsin.

Signature: _____	Date: _____
Print Name: Tim P. Pabig	License No.: 44595
Date: 28 Jan 2018	Version: _____
Scale: _____	Sheet: _____
Drawn By: _____	Checked By: _____
Scale Date: _____	Discipline: _____
1. 11/25/2015 SCHEMATIC DEVELOPMENT	
2. 03/11/2016 P.C. SUBMISSION	
3. 03/13/2016 100% SUBMISSION	
PROJECT NO. 2014057	
PROJECT NAME DESIGN DEVELOPMENT	
DESIGNED BY ES/SK/SF	CHECKED BY SB
<small>Scale: 1/8" = 1'-0" (unless otherwise noted)</small>	

**GROUND FLOOR
 PLAN**

A100

NOT FOR CONSTRUCTION



1 FIRST FLOOR
ASST 1/8" = 1'-0"

GENERAL NOTE
1. DOORS WITH DOOR NUMBERS ARE HISTORIC TO REMAIN

WALL AND PARTITION KEY
 ——— NEW WALLS AND PARTITIONS
 ——— EXISTING WALLS AND PARTITIONS

MSR 710 South 3rd Street, 8th Floor
 Minneapolis, Minnesota 55401-2292
 Architecture 612.375.0336 tel
 Interiors and 612.342.2216 fax
 Urban Design www.msrdesign.com

For S&B Design by
**Civil Engineering and
 Landscape Architects**
 203 South Park Avenue
 Madison, WI 53703
 tel 608.261.5600

SAWY
**Structural Engineering, Data
 Infrastructure, AV**
 826 W. Broadway
 Madison, WI 53703
 tel 608.262.5000

MEP Associates
MEP Engineers
 650 E. Lake Geneva Road, Suite 175
 Madison, WI 53703
 tel 608.278.9100

G&H Design
Lighting Designer
 3300 County 7
 Cottage
 Wauwatosa, WI 53225
 tel 478.807.1020

Charles Gaudreau, AIA
Preservation Architect
 1734 Eastman Lane
 Madison, WI 53719
 tel 608.264.5559

Facility Engineering, Inc.
**Building Envelope
 Consultant**
 125 Brynmore Rd.
 Madison, WI 53714
 tel 608.263.9110

Summit Fire Consulting
Fire & Code Consultant
 2700 University Ave., W.
 St. Paul, MN 55118
 tel 651.201.1878

AAA
Acoustical Consultant
 620 B. Highway Avenue South, Suite 208
 Monona, WI 53417
 tel 612.274.2600

**Madison Municipal
 Building**
 215 Martin Luther King, Jr. Blvd
 Madison, WI 53703

Handled under the provisions of the Wisconsin State Board of Architectural and Engineering Regulation. This document is the property of MSR and is not to be reproduced or transmitted in any form or by any means, electronic or mechanical, including photocopying, recording, or by any information storage and retrieval system, without the prior written permission of MSR.

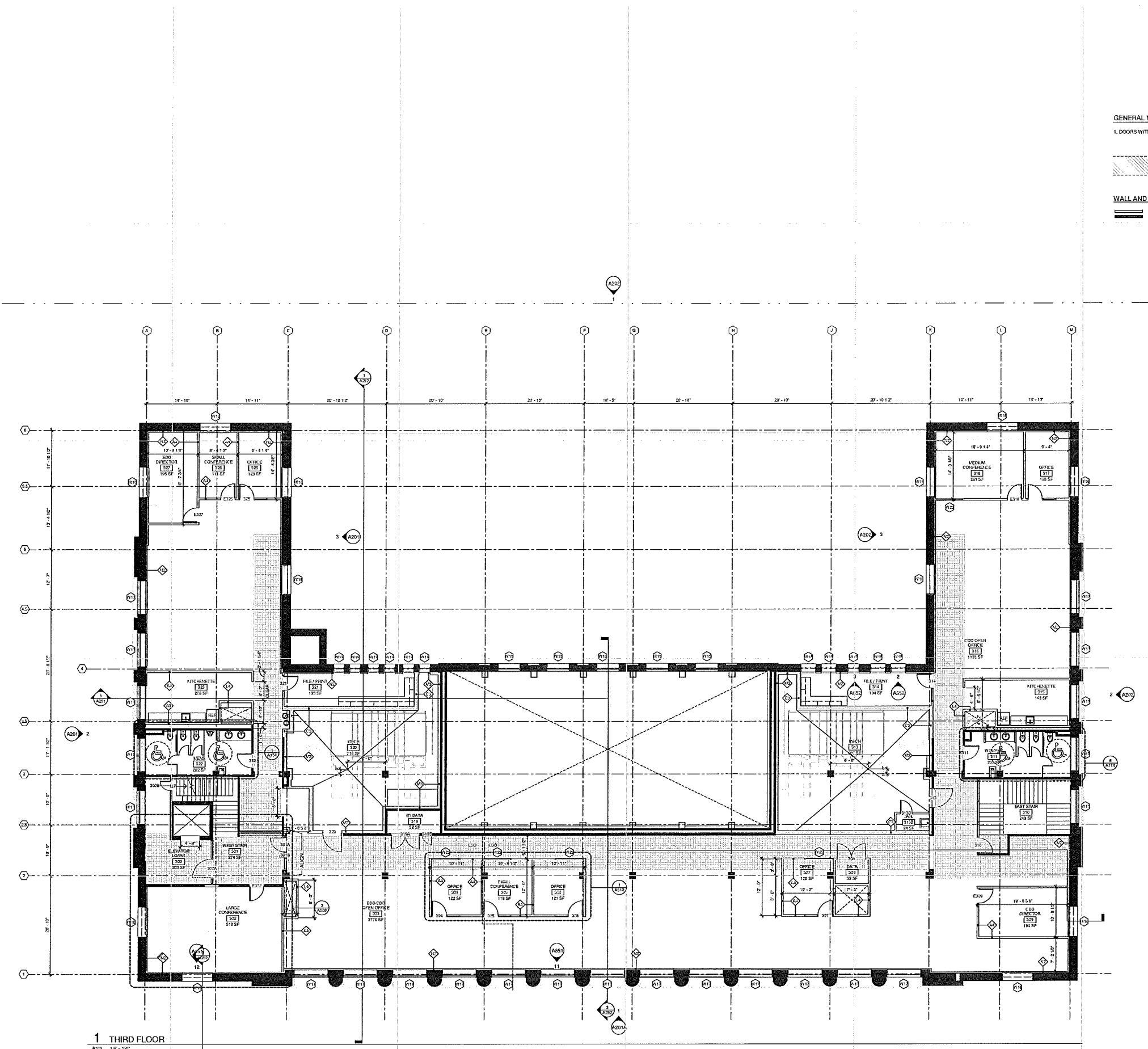
Scale: 1/8" = 1'-0"
 Date: 12/14/2010 License No. A-4962

REV.	DATE	DESCRIPTION
1	12/14/2010	SCHEMATIC DESIGN BEGIN
2	01/11/2011	SCHEMATIC DESIGN END
3	01/13/2011	DDK SUBMISSION
4	01/13/2011	DDK SUBMISSION
5	01/22/2011	DDK SUBMISSION/REVISION END

PROJECT NO. 2014057
 PROJECT NAME DESIGN DEVELOPMENT
 DRAWN BY ES/SK/SF CHECKED BY TL/SB

LEVEL ONE PLAN
 A101

NOT FOR CONSTRUCTION



GENERAL NOTE
 1. DOORS WITH DOOR NUMBERS ARE HISTORIC TO REMAIN

EQUIPMENT PATHWAY

WALL AND PARTITION KEY
 NEW WALLS AND PARTITIONS
 EXISTING WALLS AND PARTITIONS

1 THIRD FLOOR
 A103 1/8" = 1'-0"

MSR 710 South 2nd Street, 8th Floor
 Minneapolis, Minnesota 55401-2282
 Architecture 612.375.0334 fax
 Interiors and 612.342.2216 fax
 Urban Design www.msrdesign.com

For-ES&S Design, Inc.
**Civil Engineering and
 Landscape Architects**
 225 South Wisconsin St.
 Madison, WI 53703
 tel 608.251.5000

KAY Inc
**Structural Engineering, Data
 Infrastructure, AV**
 400 W. Broadway
 Madison, WI 53703
 tel 608.251.5000

MEP Associates
MEP Engineers
 880 Elm German Road, Suite 175
 Sun Prairie, WI 53181
 tel 608.379.9128

Galina Design
Lighting Designer
 32002 County 7
 Cross Lake, WI 53519
 tel 937.807.3129

Charles Oudizans, AIA
Preservation Architect
 1734 Sawtooth Lane
 Madison, WI 53719
 tel 608.434.5539

Facility Engineering Inc.
**Building Envelope
 Consultant**
 121 Dreyfus Rd
 Madison, WI 53714
 tel 608.263.1110

Schmitt Fire Consulting
Fire & Code Consultant
 276 Elmwood Ave., W.
 St. Paul, MN 55113
 tel 651.251.1178

AAA
Acoustical Consultant
 4520 Ethelberg Avenue South, Suite 208
 Kenosha, WI 53147
 tel 612.274.2800

**Madison Municipal
 Building**
 215 Martin Luther King, Jr. Blvd
 Madison, WI 53703

I hereby certify that the design, construction report and drawings are the work of the design professional and that I am a duly Licensed Professional Engineer in the State of Wisconsin.
 ARCHITECT SEAL

Signature: _____
 Project Name: Madison Municipal Building
 Date: 03/01/2018 License No.: A-46351

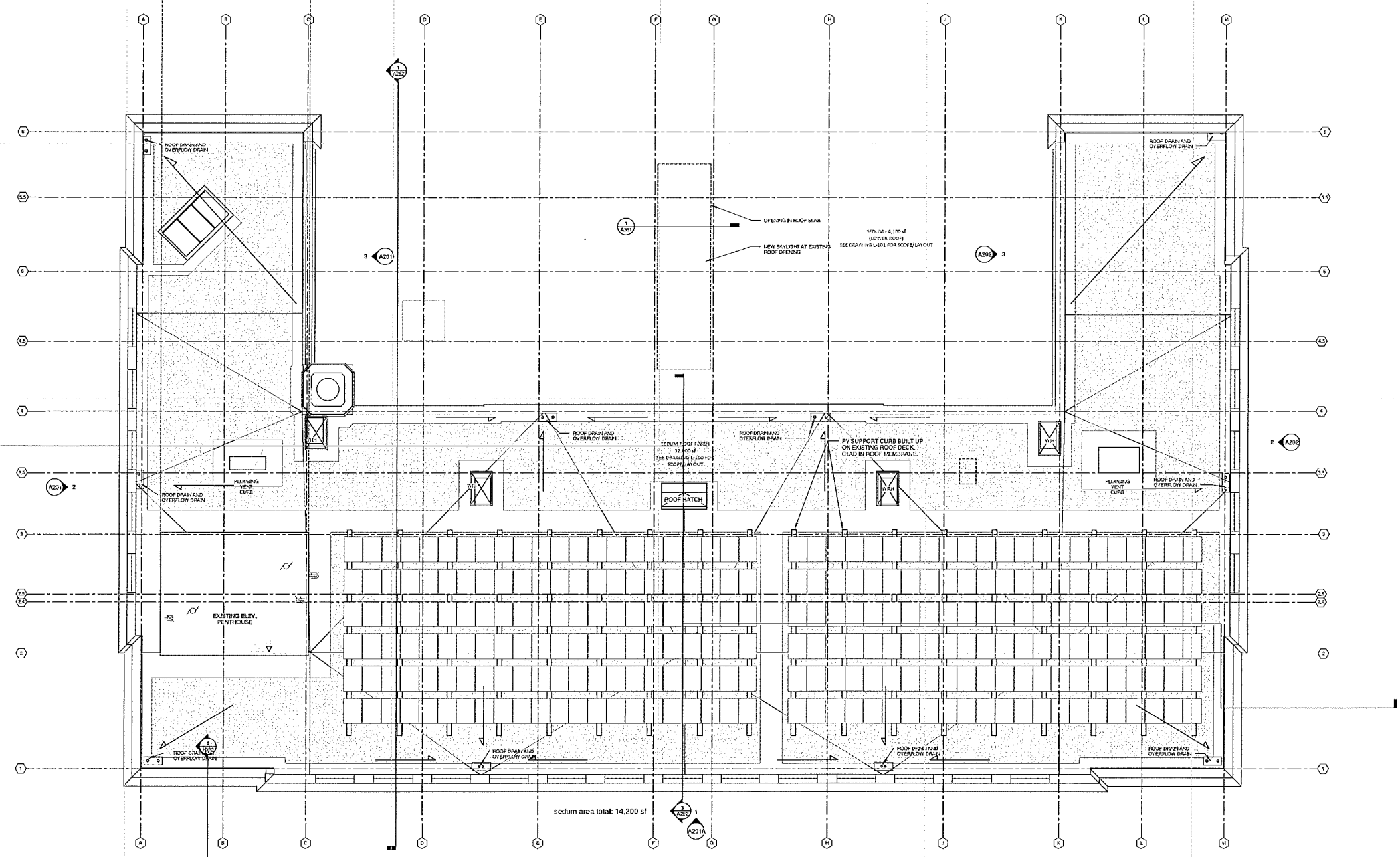
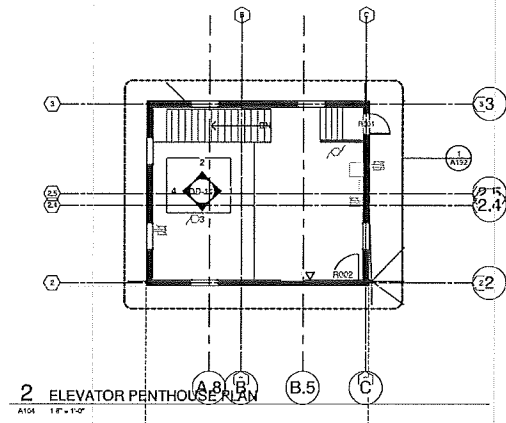
DATE	DESCRIPTION
11/20/2018	SCHEMATIC DESIGN BEGINS
01/22/2019	SCHEMATIC DESIGN BEGINS
02/22/2019	SCHEMATIC DESIGN BEGINS

PROJECT NO. 2014057
 PROJECT PHASE DESIGN DEVELOPMENT
 DRAWN BY ES/SK/SF CHECKED BY SB
 Project Manager: Jack Poling

LEVEL THREE PLAN

A103

NOT FOR CONSTRUCTION



1 ROOF PLAN (PROPOSED)
A104 1/8" = 1'-0"

MSR 710 South 2nd Street, 8th Floor
Minneapolis, Minnesota 55401-2292
Architecture 612.375.0336
Interiors and Urban Design 612.342.2216
www.msrdesign.com

For SAU Design, Inc.
Civil Engineering and Landscape Architects
235 South Johnson St
Madison, WI 53703
Tel: 608.251.5800

RAVE
Structural Engineering, Data Infrastructure, AV
402 W. Broadway
Madison, WI 53703
Tel: 608.253.3000

MEP Associates
MEP Engineers
400 E. Lake Garden Road, Suite 175
Madison, WI 53703
Tel: 608.279.9100

Gallina Design
Lighting Designer
2000 County 7
Madison, WI 53703
Tel: 608.267.1120

Charles Douglas, AIA
Preservation Architect
1734 Sanson Lane
Madison, WI 53704
Tel: 608.264.5929

Facility Engineers, Inc.
Building Envelope Consultant
101 Douglas Rd
Madison, WI 53714
Tel: 608.263.1100

Sunrise Fire Consulting
Fire & Code Consultant
578 Wymore Ave., W.
St. Paul, WI 53103
Tel: 608.251.3879

RAA
Acoustical Consultant
4520 Chicago Avenue South, Suite 209
Bromfield, WI 53517
Tel: 612.714.5800

Madison Municipal Building
215 Martin Luther King, Jr. Blvd
Madison, WI 53703

I hereby certify that a plan, specification or report was prepared by me or under my direct supervision and that I am a Licensed Professional Engineer in the State of Wisconsin.
ARCHITECT SEAL

Signature: _____
Print Name: J.S.A. Pilling
Date: 28 Jan 2019 License No.: 84624

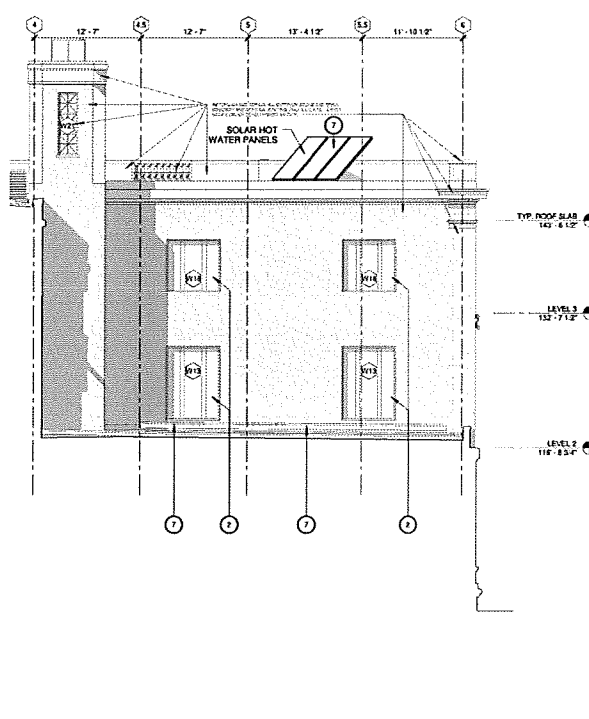
DATE	REVISION	DESCRIPTION
11.25.2015	1	SCHEMATIC DEVELOPMENT
04.11.2016	2	SCHEMATIC DEVELOPMENT
03.13.2018	3	SCHEMATIC DEVELOPMENT

PROJECT NO. 2014057
PROJECT PHASE DESIGN DEVELOPMENT
DRAWN BY: ES/SK/SF CHECKED BY: SB
Date: 01/28/2019

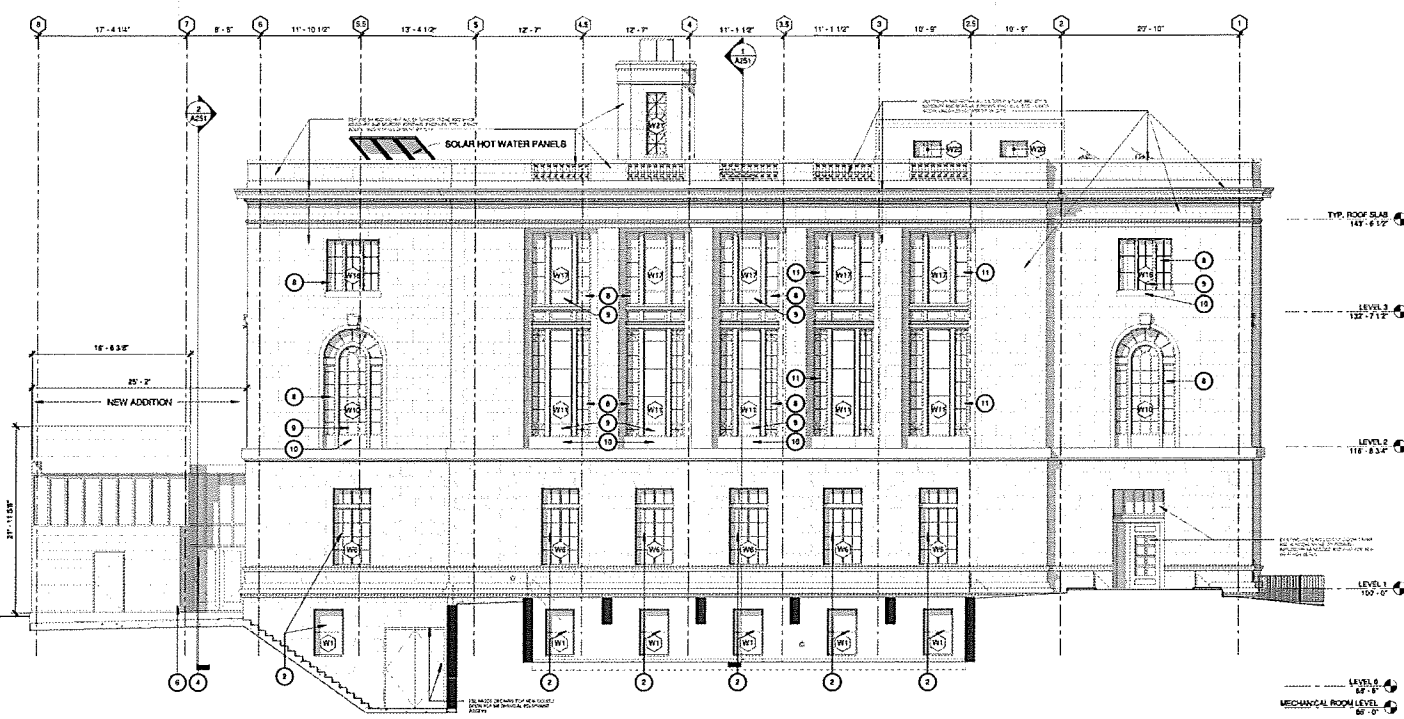
ROOF PLAN

A104

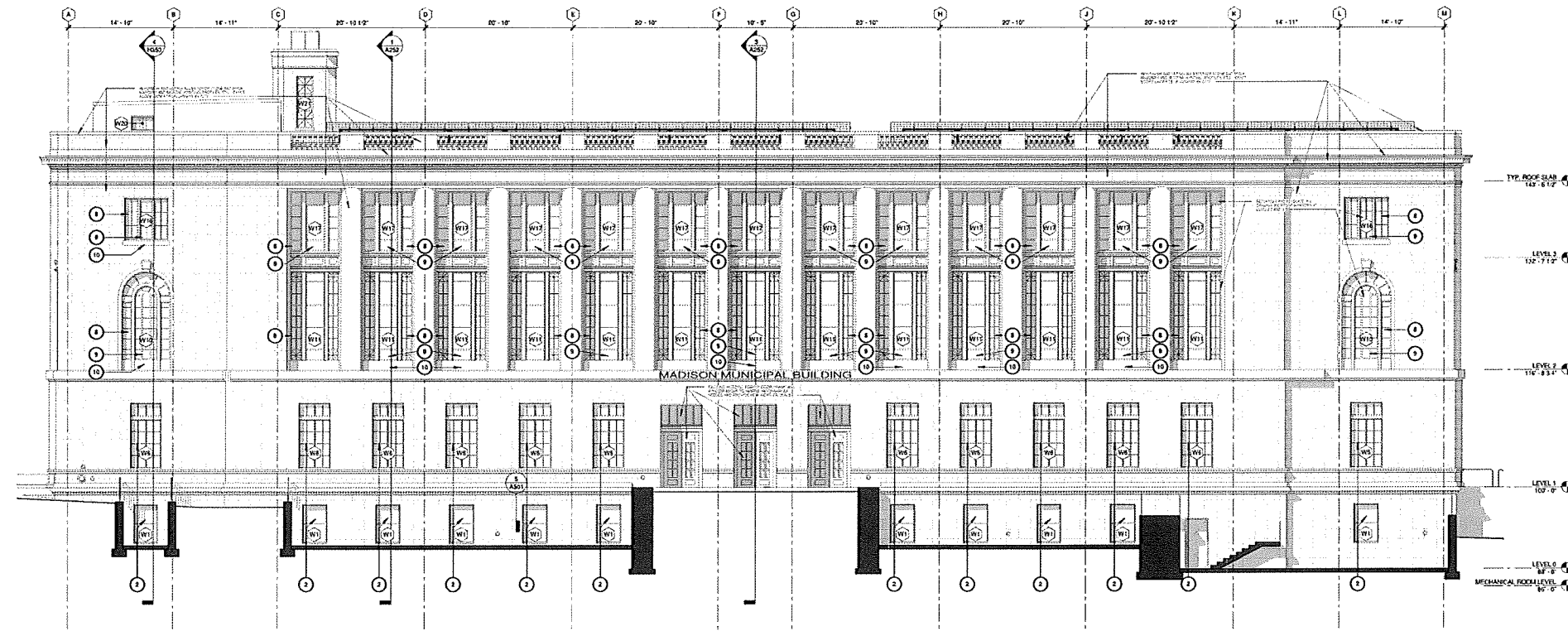
NOT FOR CONSTRUCTION



3 BUILDING EAST INTERIOR
 A201 1/8" = 1'-0"



2 BUILDING WEST ELEVATION
 A201 1/8" = 1'-0"



1 BUILDING SOUTH ELEVATION
 A201 1/8" = 1'-0"

- KEYED NOTES (ELEVATIONS)**
- 1 NEW WINDOW IN PREVIOUSLY INFILLED EXISTING WINDOW OPENING
 - 2 NEW WINDOW IN EXISTING WINDOW OPENING
 - 3 NEW WALL WITH METAL PANEL CLADDING
 - 4 NEW GLAZING ENCLOSING NEW ENTRY VESTIBULE
 - 5 NEW CASI WALL WITH H.M. DOUBLE DOOR
 - 6 NEW STAIRS TO FIRST FLOOR ENTRY VESTIBULE
 - 7 NEW MECHANICAL EQUIPMENT

- KEYED NOTES: HISTORIC WINDOW REHABILITATION**
- 1 REHABILITATE EXISTING STEEL SASH AND CAST IRON WINDOW AND INTERIOR STORM WINDOW.
 - 2 PROVIDE NEW STEEL SASH AT PREVIOUS LOCATION OF WINDOW AIR CONDITIONER.
 - 3 REPAIR/REPLACE STEEL FRAME AT PREVIOUS LOCATION OF WINDOW AIR CONDITIONER.
 - 4 REHABILITATE EXISTING STEEL SASH AND CAST IRON WINDOW. NO WATER OR STORM WINDOW.

Madison Municipal Building Historic Window Rehabilitation Notes (revised 3-24-2016)

The Secretary of the Interior's "Standards for Rehabilitation" require that where historic windows are individually significant features, or where they contribute to the character of significant facades, their distinguishing visual qualities must not be destroyed. Further, the rehabilitation guidelines recommend against changing the historic appearance of windows through the use of inappropriate designs, materials, finishes, or colors which radically change the sash, depth of reveal, and muntin configuration; the reflectivity and color of the glazing; or the appearance of the frame. *Preservation Brief 13, The Repair and Thermal Upgrading of Historic Steel Windows*

The goal of the rehabilitation work on the historic windows is to retain and improve the windows to contemporary standards through repair and alterations while retaining and preserving the original elements, portions and features. An interior storm window will be added to improve thermal performance.

General Scope of Work

In field work

1. Examine, document and tag window components. Use architects window designation nomenclature.
2. Protect all adjacent finishes, materials and surfaces.
3. Carefully disassemble and remove operable sash and hardware. Document conditions and provide photographs of all parts. Package components from each window together. Deliver to workshop for rehabilitation.
4. Carefully remove glass from fixed sash. Dispose of glazing material and all glass. Glass that is lower than 18" above finished floor, or greater than 9 sqft in area, should be replaced with safety glass (fully tempered or laminated) to meet code requirements in IBC chapter 24.
5. Provide temporary closure panel for window opening to maintain weather tight enclosure. Where the window sills are lower than 42" above finished floor, the panels must be capable of withstanding live loads equivalent to Code-required safety railings at floor edge openings.
6. Remove of perimeter sealants will be accomplished by the masonry contractor.
7. Manually or mechanically abrade steel and cast iron surfaces to bright base metal.
8. Repair frames and sash.
9. Prime.
10. Paint.
11. Install new glass.
12. Install weather seal at operable sash/ fixed frame juncture.
13. Prepare for reinstallation of steel sash and components.
14. Discard temporary enclosure panel.
15. Reinstall steel sash and components, fix all operable units in place. Coordinate with masonry contractor who will provide new perimeter sealant.
16. Install new interior aluminum storm window.

In workshop work

1. Examine all window components. Compare to component list provided with each window package.
2. Remove glass from sash. Dispose of glazing material and glass.
3. Handles, stays, catches and other components are to be tagged, removed and rehabilitated for reuse. Provide new or salvaged components in place of missing or damaged components.
4. Abrade or chemically treat steel surfaces to bright base metal.
5. Provide new sash where required.
6. Repair and straighten existing sash.
7. Fill voids in frames and sash from non-used hardware.
8. Prime.
9. Paint.
10. Reglaze with new glass.
11. Crate sash. Return to site for reinstallation.

Special Notes:

Preservation Brief 13, The Repair and Thermal Upgrading of Historic Steel Windows provides an overview of methods and materials for steel window rehabilitation.

Preservation tech Notes 19, Repairing Steel Casement Windows provides relevant information for the rehabilitation of steel windows.

Preservation Brief 27, The Maintenance and Repair of Architectural Cast Iron provide an overview of methods and materials associated with rehabilitation of cast iron components.

MSTR 710 South 2nd Street, 8th Floor
 Minneapolis, Minnesota 55401-2282
 Architecture 612.375.0346
 Interiors 612.342.2216
 Urban Design www.mstrdesign.com

Ken Sauer Design, Inc.
Civil Engineering and Landscape Architects
 303 South Parkview Dr.
 Madison, WI 53713
 Tel: 608.281.3600

KRWW
Structural Engineering, Data Infrastructure, AV
 202 W. Broadway
 Madison, WI 53703
 Tel: 608.272.0000

MEP Associates
MEP Engineers
 800 Blue Canyon Road, Suite 175
 Madison, WI 53713
 Tel: 608.278.1120

Lighting Designer
 2018 Cherry 7
 Chicago, IL 60607
 Tel: 847.287.1423

Charles Guigona, AIA
Preservation Architect
 1734 Seneca Lane
 Madison, WI 53719
 Tel: 608.444.5533

Facility Engineering, Inc.
Building Envelope Consultant
 101 Dorchester Rd.
 Madison, WI 53714
 Tel: 608.269.9110

Summit Fire Consulting
Fire & Code Consultant
 1575 Monmouth Ave. W.
 Madison, WI 53713
 Tel: 608.251.1873

RWA
Acoustical Consultant
 4225 Chicago Avenue South, Suite 205
 Milwaukee, WI 53217
 Tel: 612.374.3500

Madison Municipal Building
 215 Martin Luther King, Jr. Blvd
 Madison, WI 53703

I hereby certify that this plan, specification or report was prepared by me or under my direct supervision and that I am a duly Licensed Architect under the Laws of the State of Wisconsin. ARCHITECT SEAL

Signature: _____
 Print Name: Jack Pufing
 Exp. 12/31/2018 License No. A 2884

NO.	DATE	REVISION
1	11/12/15	SCHEMATIC DESIGN ISSUE
2	04/11/2016	10% SUBMISSION
3	04/19/2016	30% SUBMISSION

PROJECT NO: 2014057
 PROJECT PHASE: DESIGN DEVELOPMENT
 DRAWN BY: EJS/WJS
 CHECKED BY: SB

BUILDING ELEVATIONS

A201

Madison Municipal Building
 215 Martin Luther King, Jr. Blvd
 Madison, WI 53703

I hereby certify that this plan, specification or report was prepared by me or under my direct supervision and that I am a Licensed Architect under the Laws of the State of Wisconsin.
 ARCHITECT SEAL

Signature: _____
 Print Name: Jack Pfling
 Date: 12.23.2016 License No.: A 8564

DATE	DESCRIPTION
11/13/15	SCHEMATIC DESIGN ISSUE
04/11/16	10% PERMITS SUBMISSION
06/13/16	30% PERMITS SUBMISSION

PROJECT NO: 2014057
 PROJECT PHASE: DESIGN DEVELOPMENT
 DRAWING NO: ESK/SKF
 CHECKED BY: SB

BUILDING ELEVATIONS

A202

KEYED NOTES (ELEVATIONS)

- 1 NEW WINDOW IN PREVIOUSLY INFILLED EXISTING WINDOW OPENING
- 2 NEW WINDOW IN EXISTING WINDOW OPENING
- 3 NEW WALL WITH METAL PANEL CLADDING
- 4 NEW GLAZING ENCLLOSING NEW ENTRY VESTIBULE
- 5 NEW CMU WALL WITH H.M. DOUBLE DOOR
- 6 NEW STAIRS TO FIRST FLOOR ENTRY VESTIBULE
- 7 NEW MECHANICAL EQUIPMENT

KEYED NOTES: HISTORIC WINDOW REHABILITATION

- 1 REHABILITATE EXISTING STEEL SASH AND CAST IRON WINDOW. ADD INTERIOR STORM WINDOW.
- 2 PROVIDE NEW STEEL SASH AT PREVIOUS LOCATION OF WINDOW AIR CONDITIONER
- 3 REPAIR/REPLACE STEEL FRAME AT PREVIOUS LOCATION OF WINDOW AIR CONDITIONER
- 4 REHABILITATE EXISTING STEEL SASH AND CAST IRON WINDOW. NO INTERIOR STORM WINDOW.

Madison Municipal Building Historic Window Rehabilitation Notes (revised 3-24-2016)

The Secretary of the Interior's "Standards for Rehabilitation" require that where historic windows are individually significant features, or where they contribute to the character of significant facades, their distinguishing visual qualities must not be destroyed. Further, the rehabilitation guidelines recommend against changing the historic appearance of windows through the use of inappropriate designs, materials, finishes, or colors which radically change the sash, depth of reveal, and muntin configuration; the reflectivity and color of the glazing; or the appearance of the frame. *Preservation Brief 13, The Repair and Thermal Upgrading of Historic Steel Windows*

The goal of the rehabilitation work on the historic windows is to retain and improve the windows to contemporary standards through repair and alterations while retaining and preserving the original elements, portions and features. An interior storm window will be added to improve thermal performance.

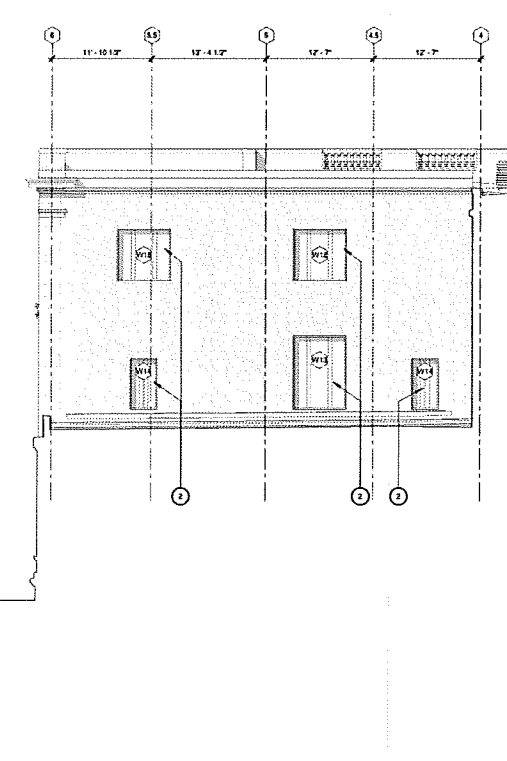
General Scope of Work

- In field work**
1. Examine, document and tag window components. Use architects window designation nomenclature.
 2. Protect all adjacent finishes, materials and surfaces.
 3. Carefully disassemble and remove operable sash and hardware. Document conditions and provide photographs of all parts. Package components from each window together. Deliver to workshop for rehabilitation.
 4. Carefully remove glass from fixed sash. Dispose of glazing material and all glass. Glass that is lower than 18" above finished floor, or greater than 9 sq/ft in area, should be replaced with safety glass (lully tempered or laminated) to meet code requirements in IBC chapter 24.
 5. Provide temporary closure panel for window opening to maintain weather tight enclosure. Where the window sills are lower than 42" above finished floor, the panels must be capable of withstanding live loads equivalent to Code-required safety railings at floor edge openings.
 6. Remove of perimeter sealants will be accomplished by the masonry contractor.
 7. Manually or mechanically abrade steel and cast iron surfaces to bright base metal.
 8. Repair frames and sash.
 9. Prime.
 10. Paint.
 11. Install new glass.
 12. Install weather seal at operable sash/fixd frame juncture.
 13. Prepare for reinstallation of steel sash and components.
 14. Discard temporary enclosure panel.
 15. Reinstall steel sash and components, fix all operable units in place. Coordinate with masonry contractor who will provide new perimeter sealant.
 16. Install new interior aluminum storm window.
- In workshop work**
1. Examine all window components. Compare to component list provided with each window package.
 2. Remove glass from sash. Dispose of glazing material and glass.
 3. Handles, stays, catches and other components are to be tagged, removed and rehabilitated for reuse. Provide new or salvaged components in place of missing or damaged components.
 4. Abrade or chemically treat steel surfaces to bright base metal.
 5. Provide new sash where required.
 6. Repair and straighten existing sash.
 7. Fill voids in frames and sash from non-used hardware.
 8. Prime.
 9. Paint.
 10. Reglaze with new glass.
 11. Crate sash. Return to site for reinstallation.

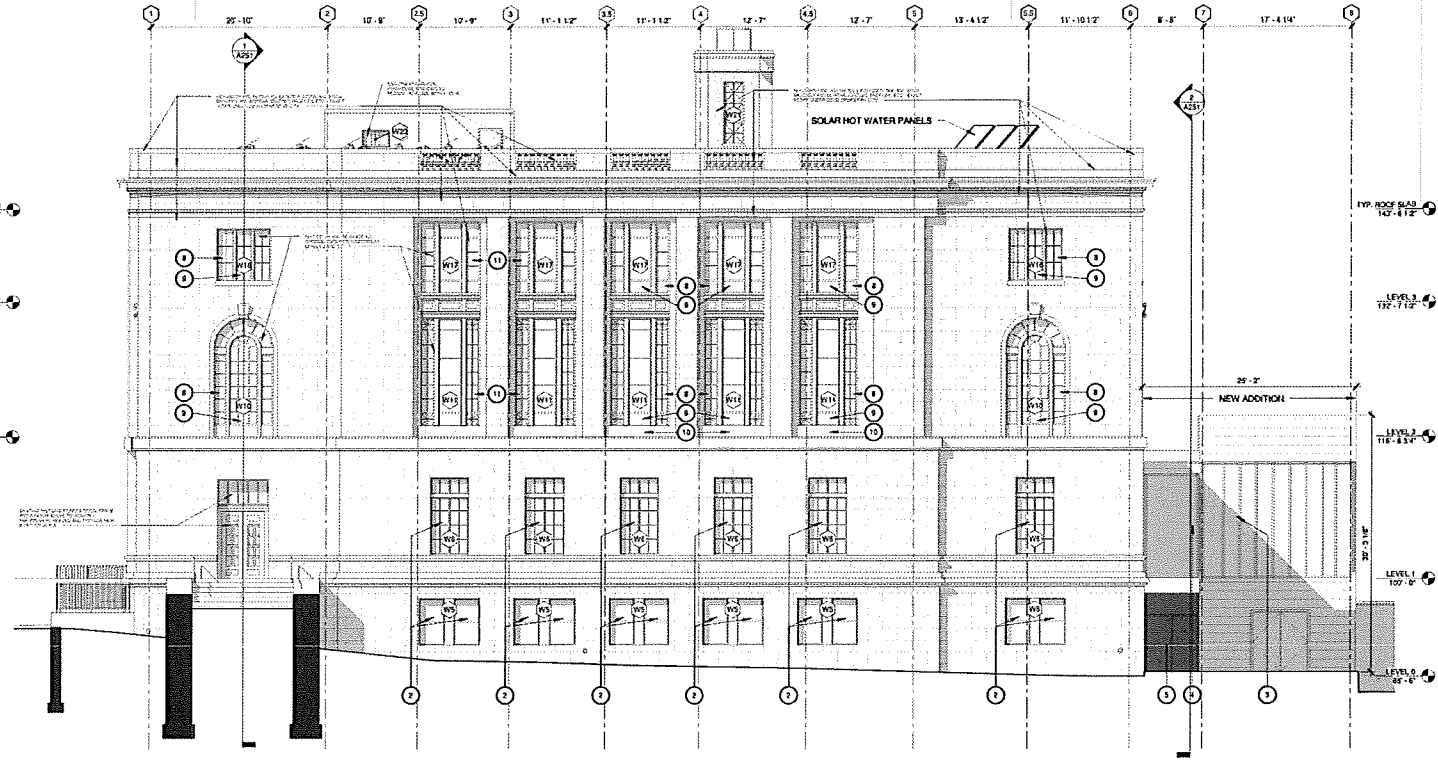
Special Notes:
 Preservation Brief 13, *The Repair and Thermal Upgrading of Historic Steel Windows* provides an overview of methods and materials for steel window rehabilitation.

Preservation tech Notes 19, *Repairing Steel Casement Windows* provides relevant information for the rehabilitation of steel windows.

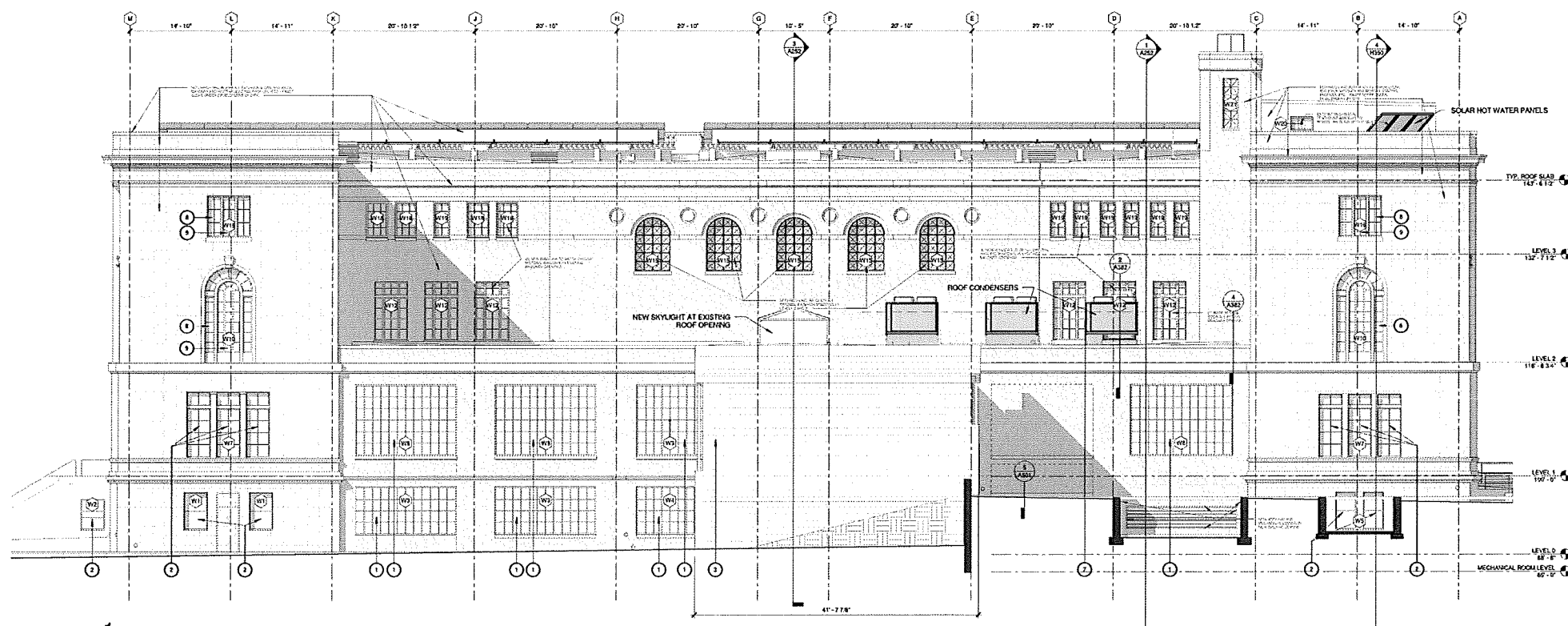
Preservation Brief 27, *The Maintenance and Repair of Architectural Cast Iron* provides an overview of methods and materials associated with rehabilitation of cast iron components.



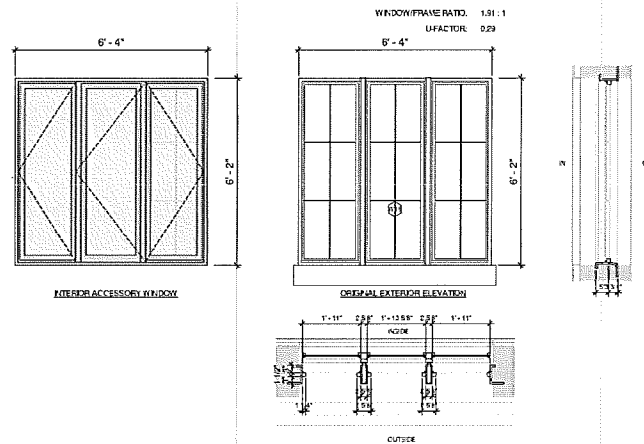
3 BUILDING WEST INTERIOR
 A202 1/8" = 1'-0"



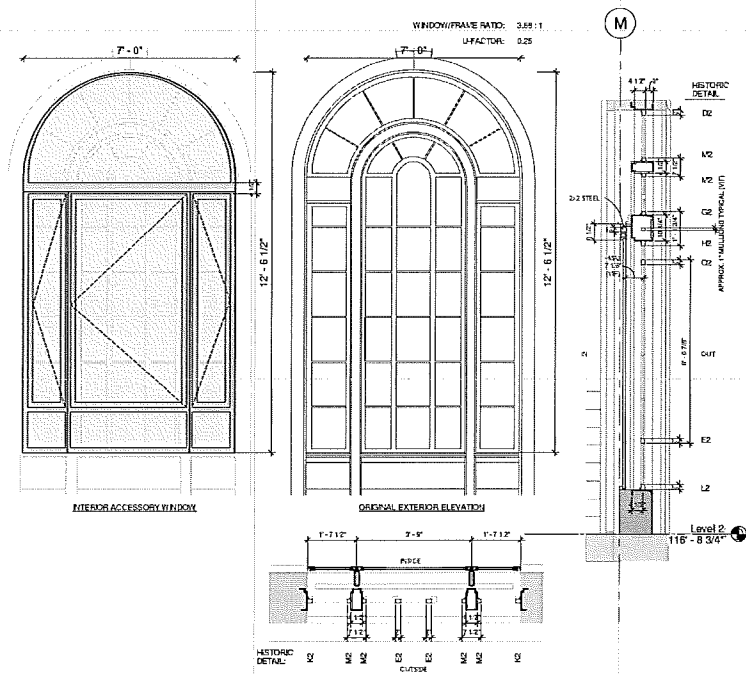
2 BUILDING EAST ELEVATION
 A202 1/8" = 1'-0"



1 BUILDING NORTH ELEVATION
 A202 1/8" = 1'-0"



6 LEVEL 3 EXTERIOR CORNERS - T1, 2, 16, 17, 23, 24, 45, 46
AS1 1/2" = 1'-0"



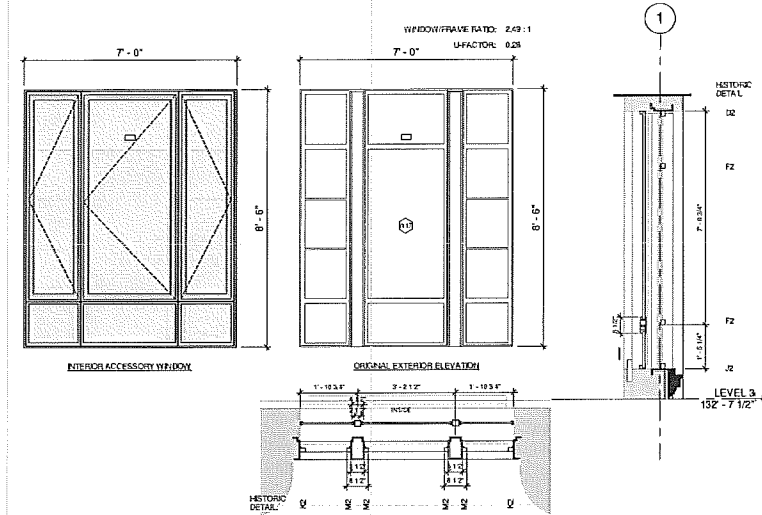
3 LEVEL 2 EXTERIOR CORNERS - S1, 2, 16, 17, 23, 24, 36, 37
AS1 1/2" = 1'-0"

WINDOW NO	COUNT	WIDTH	HEIGHT	SILL HEIGHT	HEAD HEIGHT	GLASS THICKNESS	HOWR	COMMENTS
W1	19	2'-8"	2'-8"	2'-0"	2'-0"			
W2	1	2'-0"	8'-0"	2'-0"	2'-0"			
W3	2	16'-11"	6'-11 3/4"	2'-0"	2'-11 3/4"	1"		
W4	1	2'-10 1/2"	6'-11 3/4"	2'-0"	2'-11 3/4"	1"		
W5	7	1'-11"	2'-0"	2'-0"	2'-0"			
W6	24	4'-8"	2'-3"	2'-0"	12'-0"			
W7	2	12'-2"	2'-0"	2'-0"	12'-0"			
W8	3	15'-11"	10'-5 3/4"	2'-0"	12'-5 3/4"	1"		
W9	1	2'-10 1/2"	10'-5 3/4"	2'-0"	12'-5 3/4"	1"		
W10	8	2'-0"	14'-0"	2'-0"	14'-0"			
W11	23	2'-0"	12'-8"	2'-0"	14'-0"			
W12	8	4'-10"	8'-8"	2'-3"	11'-11"			
W13	3	6'-4"	8'-8"	2'-3"	11'-11"			
W14	2	3'-2"	6'-0"	2'-3"	9'-3"			
W15	5	3'-2"	7'-9 1/2"	12'-0"	20'-9 1/2"			
W16	8	2'-4"	2'-4"	2'-4"	2'-4"			
W17	23	2'-0"	6'-8"	1'-0"	2'-8"			
W18	8	2'-4"	2'-4"	2'-4"	2'-4"			
W19	7	2'-4"	2'-4"	2'-4"	2'-4"			
W20	5	2'-4"	2'-4"	2'-4"	2'-4"			
W21	1	2'-4"	2'-4"	2'-4"	15'-0"			

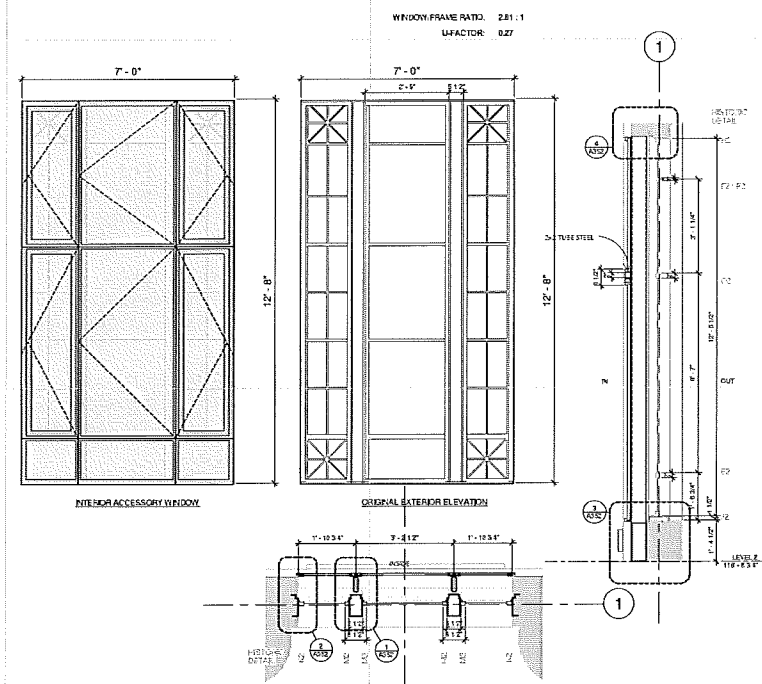
GENERAL NOTE

1. ALL WINDOW DIMENSIONS ARE APPROXIMATIONS TO BE VERIFIED IN FIELD.

DETAIL #	TYPE	COUNT
1	LEVEL 3 EXTERIOR CORNERS	8
2	LEVEL 3 S/E/W FACE	23
3	LEVEL 2-3 COURT MEDIUM FIXED	4
4	LEVEL 3 COURT SMALL FIXED	2
5	LEVEL 3 NORTH WIDE	4
6	LEVEL 3 NORTH NARROW	7
7	LEVEL 3 ROOM 260	5
8	LEVEL 2 EXTERIOR CORNERS	8
9	LEVEL 2 S/E/W FACE	23
10	LEVEL 2 COURT TALL FIXED	3
11	LEVEL 2 NORTH TALL	6



5 LEVEL 3 S/E/W FACE - T3-T15, T18-T22, T47-T51
AS1 1/2" = 1'-0"



2 LEVEL 2 S/E/W FACE - S3-S15, S18-S22, S38-S42
AS1 1/2" = 1'-0"

MSR 715 South 2nd Street 9th Floor
Madison, WI 53703-2382
Architectural: 608.255.6356
Interior: 608.255.6357
Urban Design: 608.255.6358
www.msrdesign.com

For Scale Design Inc.
Civil Engineering and
Landscape Architects
325 South Pershing St.
Madison, WI 53703
Tel: 608.255.2400

K&M
Structural Engineering, Data
Infrastructure, AV
622 N. Broadway
Madison, WI 53703
Tel: 608.255.3000

M&P Associates
MEP Engineers
1241 West Knox Rd. Suite 114
Capeau, WI 53510
Tel: 608.278.9100

G&M Design
Lighting Designer
3020 Duane St
Madison, WI 53703
Tel: 608.467.1029

Charles Douglas, AIA
Preservation Architect
1234 Cass Street
Madison, WI 53703
Tel: 608.444.9283

Facility Engineering Inc.
Building Envelope
Consultant
123 Commerce St.
Madison, WI 53703
Tel: 608.255.8110

Summit Fire Consulting
Fire & Code Consultant
575 Monrovia Ave. N.
Madison, WI 53703
Tel: 608.255.1879

K&A
Acoustical Consultant
600 Chicago Avenue South, Suite 205
Madison, WI 53703
Tel: 608.274.3000

Madison Municipal
Building
215 Martin Luther King, Jr. Blvd
Madison, WI 53703

I hereby certify that this sketch, specification or report was prepared by me, under my direct supervision and that I am a duly Licensed Architect in the State of Wisconsin.

Signature: _____
Print Name: John F. King
Date: 12/20/2018 License No. A651

NO.	DATE	DESCRIPTION
1	12/20/2018	ISSUE FOR PERMIT
2	12/20/2018	REVISIONS TO PERMIT
3	12/20/2018	REVISIONS TO PERMIT
4	12/20/2018	REVISIONS TO PERMIT
5	12/20/2018	REVISIONS TO PERMIT

PROJECT NO. 2014057
PROJECT NAME DESIGN DEVELOPMENT
OWNER ES/SK/SF CHECKED BY SB

WINDOW SCHEDULE, TYPES AND DETAILS

A651

MSR 710 South 2nd Street 9th Floor
 Minneapolis, Minnesota 55402-2282
 Architecture: 612 675 6136 ext.
 Interiors and Urban Design: 612 342 2716 fax
 www.msrdesign.com

Ken Sak Design Inc.
Civil Engineering and Landscape Architects
 201 South Parkwood
 Madison, WI 53718
 Tel: 608.275.5105

ENVI
Structural Engineering, Data Infrastructure, AV
 800 W. Broadway
 Madison, WI 53715
 Tel: 608.225.9100

MEP Associates
MEP Engineers
 2201 Blair Road, Suite 114
 Elgin, WI 53122
 Tel: 608.378.8120

Gallo Design
Lighting Designer
 2222 Clyne T
 Cottage
 Madison, WI 53703
 Tel: 507.877.5125

Charles Ouellet Inc.
Preservation Architect
 1734 Sherman Lane
 Madison, WI 53715
 Tel: 608.474.5283

Facility Engineering Inc.
Building Envelope Consultant
 151 Douglas Ave
 Madison, WI 53714
 Tel: 608.243.8115

Sumner Fire Consulting
Fire & Code Consultant
 27 E. Koshong Ave. & W.
 Madison, WI 53703
 Tel: 608.251.1879

ASA
Acoustical Consultant
 400 Chicago Avenue, Suite 216
 Madison, WI 53704
 Tel: 608.763.3010

Madison Municipal Building
 215 Martin Luther King, Jr. Blvd
 Madison, WI 53703

I hereby certify that the above information is prepared by me or under my direct supervision and that I am a duly Licensed Architect in the State of Wisconsin.

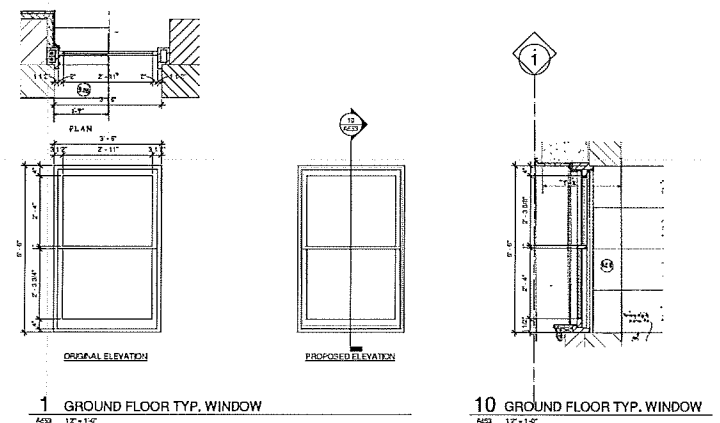
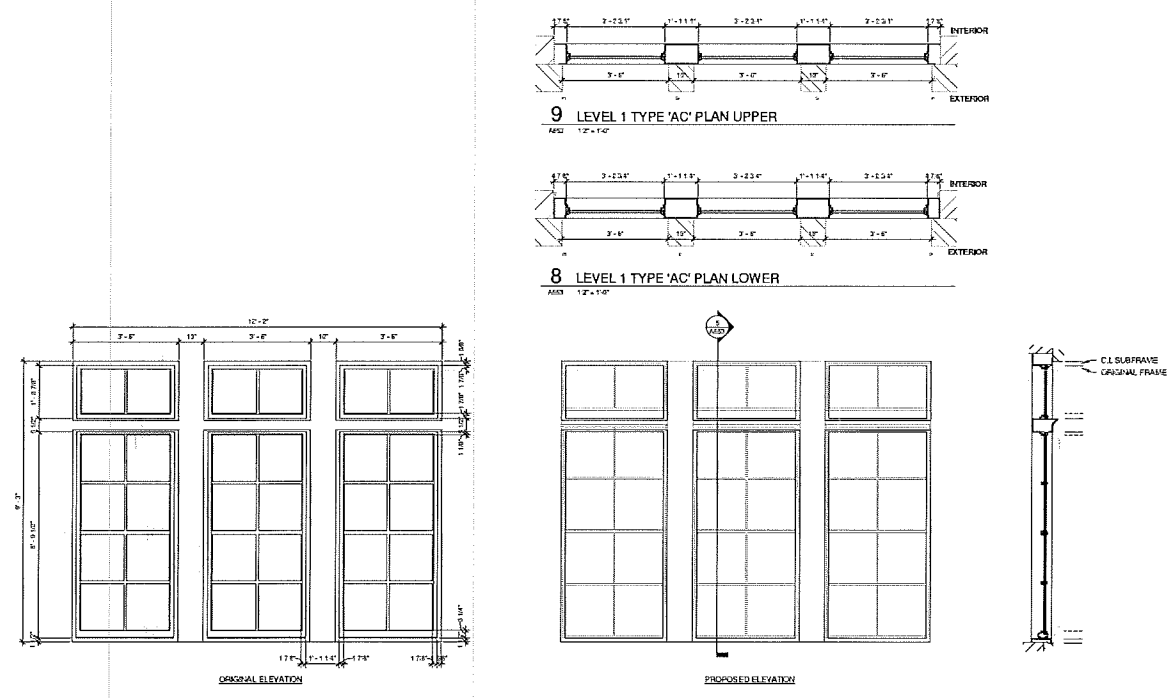
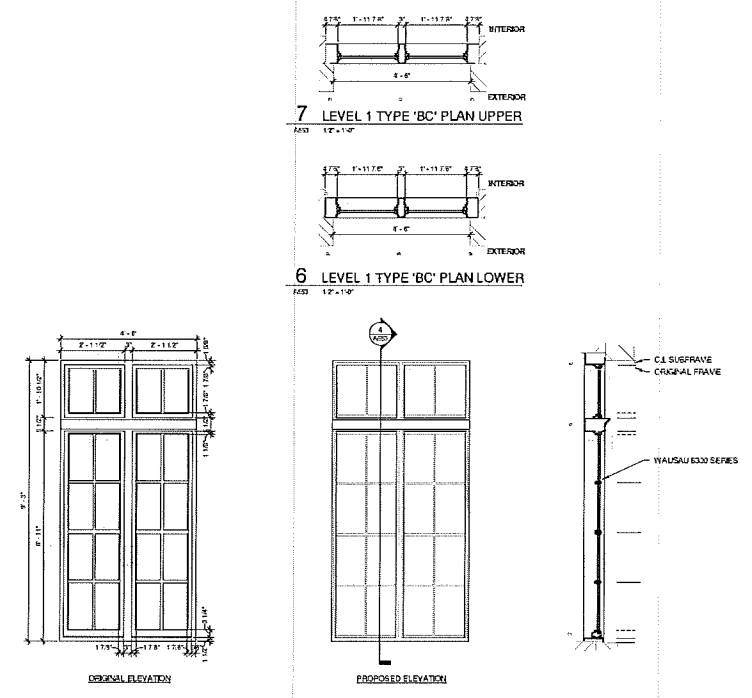
Signature: _____
 Date: 12/20/15 License No.: A655

REV.	DATE	DESCRIPTION

PROJECT NO. 2014057
 PROJECT PHASE DESIGN DEVELOPMENT
 DRAWN BY: Author CHECKED BY: Checker

WINDOW SCHEDULE, TYPES AND DETAILS

A653







EXISTING PERSPECTIVE VIEW FROM THE SOUTH WEST



EXISTING PERSPECTIVE VIEW FROM THE SOUTH EAST



PROPOSED PERSPECTIVE VIEW FROM THE SOUTH WEST



PROPOSED PERSPECTIVE VIEW FROM THE SOUTH EAST

MSR 710 South 2nd Street, 8th Floor
Minneapolis, Minnesota 55401-2282
Architecture 612.375.0336 fax
Interiors and 612.242.2216 fax
Urban Design www.msrdesign.com

K&S Design, Inc.
**Civil Engineering and
Landscape Architects**
203 South Platteau St
Madison
WI 53713
tel 608.251.2103

K&S
**Structural Engineering, Data
Infrastructure, AV**
601 W. Exchange
Madison
WI 53719
tel 608.233.9019

MEP Associates
MEP Engineers
2424 Fair Knoll Rd, Suite 134
Eagan
MN 55123
tel 651.379.9123

G&A Design
Lighting Designer
3702 County 7
Chaska
MN 55123
tel 957.867.1028

Charles Douglas, FA
Preservation Architect
1734 Sawtooth Lane
Madison
WI 53719
tel 608.444.9509

Facility Engineering, Inc.
**Building Envelope
Consultant**
171 Chicago Rd
Madison
WI 53714
tel 608.693.9110

Sunrise Fire Consulting
Fire & Code Consultant
525 Koshong Ave. W.
St. Paul
MN 55118
tel 651.251.1878

KRA
Acoustical Consultant
4528 Chicago Avenue South, Suite 206
Minneapolis
MN 55417
tel 612.774.3600

**Madison Municipal
Building**
215 Martin Luther King, Jr. Blvd
Madison, WI 53703

I hereby certify that this plan, specification or report was prepared by me or under my direct supervision and that I am a duly Licensed Architect under the Laws of the State of Wisconsin.

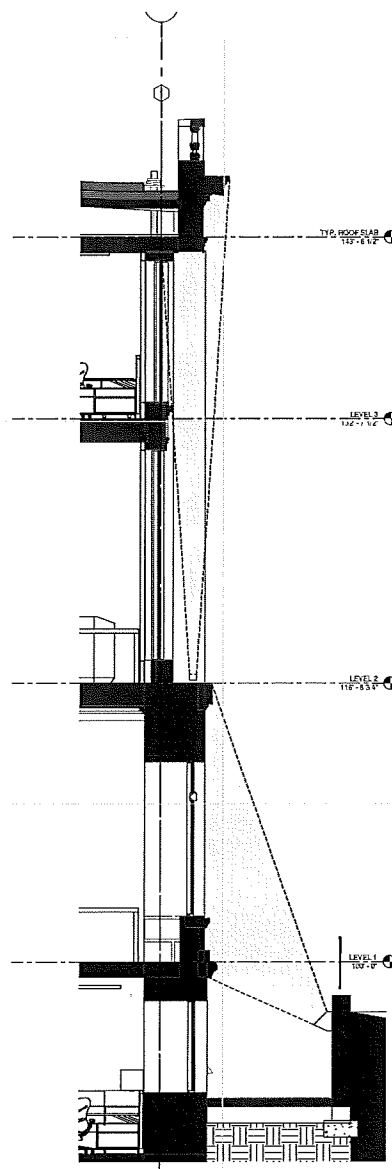
Signature: _____
Print Name: Jack Poling _____
Date: 28 Jul 2018 License No. A4194 _____

DATE	REVISION
07/24/2018	ISSUE FOR PERMITTING
07/24/2018	ISSUE FOR SUBMISSION

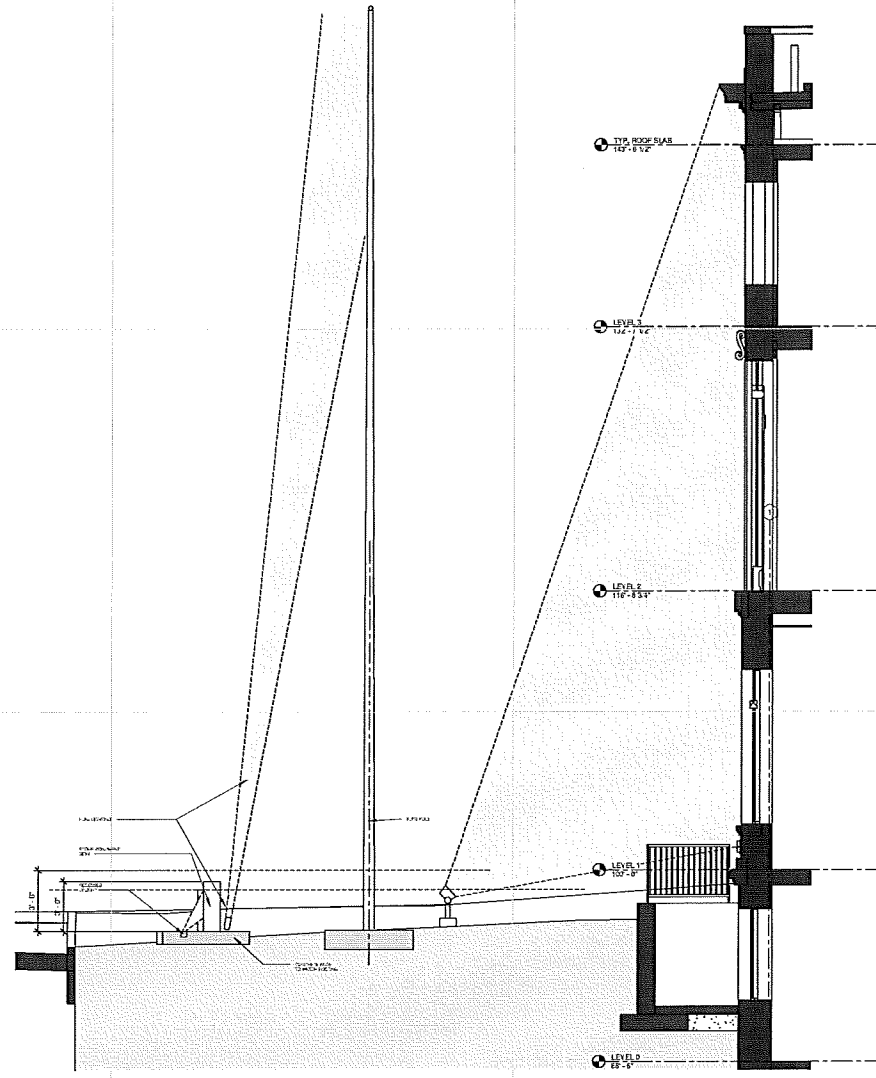
PROJECT NO. 2014057
PROJECT PHASE DESIGN DEVELOPMENT
DRAWN BY: Author CHECKED BY: Checker
Date: 07/24/2018

**PERSPECTIVE
VIEWS**


H003



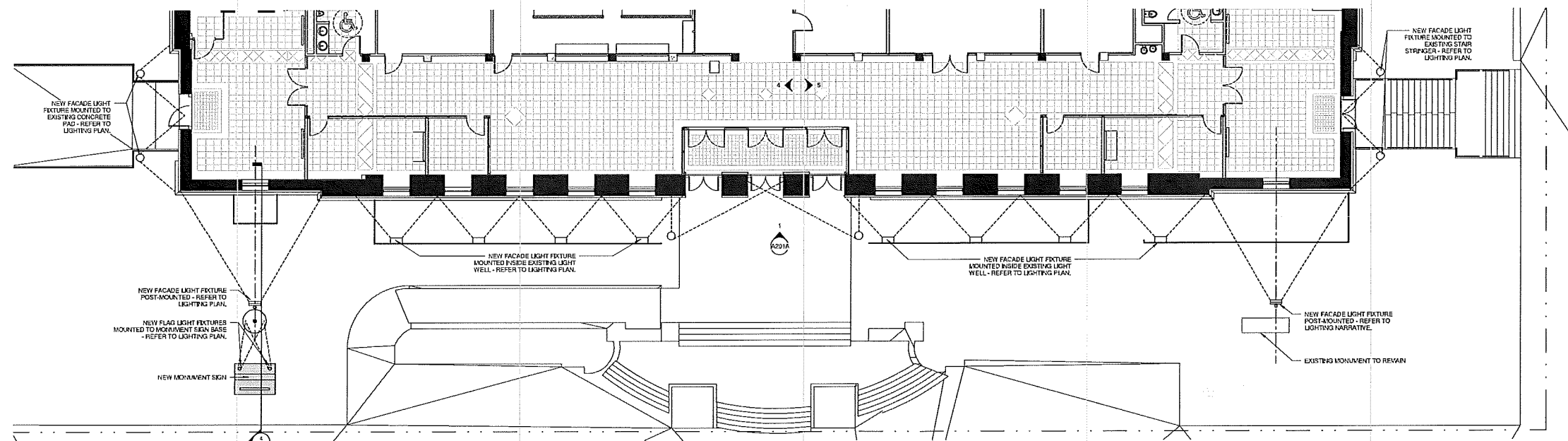
1 TYPICAL EXTERIOR LIGHTING SECTION
NSD 1/4" = 1'-0"



4 SECTION THROUGH MONUMENT SIGN
NSD 1/4" = 1'-0"



5 SIGN ELEVATION
NSD 1/4" = 1'-0"



3 LEVEL 1 EXTERIOR LIGHTING PLAN
NSD 1/8" = 1'-0"

MSR 710 South 3rd Street, 6th Floor
Milwaukee, Wisconsin 53201-2202
Architecture 612.375.0335 tel
Engineer and 612.342.2216 fax
Urban Design www.msrdesign.com

Kim Eski Design, Inc.
Civil Engineering and
Landscape Architects
303 South Parkerson St
Madison, WI 53703
tel 608.261.2020

KARVE
Structural Engineering, Data
Infrastructure, AV
620 W. Broadway
Madison, WI 53703
tel 608.262.5020

MEP Associates
MEP Engineers
800 Blue Garden Walk, Suite 175
Madison, WI 53703
tel 608.278.8120

Galvin Design
Lighting Designer
33202 County 7
Crosslake, WI 53513
tel 920.837.1120

Charles Gaudreau, FAS
Preservation Architect
1724 Sanctuary Lane
Madison, WI 53719
tel 608.644.5059

Facility Engineering, Inc.
Building Envelope
Consultant
101 Dunning Rd
Madison, WI 53716
tel 608.240.8110

Summit Fire Consulting
Fire & Code Consultant
570 Kinnelwood Ave., #1
St. Paul, WI 53510
tel 608.251.1878

ASA
Acoustical Consultant
4020 Chicago Avenue South, Suite 209
Madison, WI 53717
tel 608.274.3000

Madison Municipal Building
215 Martin Luther King, Jr. Blvd
Madison, WI 53703

I hereby certify that this plan, specification or report was prepared by me or under my direct supervision and that I am a duly Licensed Professional Engineer under the laws of the State of Wisconsin.
ARCHITECT SEAL

Signature: Jack Peking
Print Name: Jack Peking
Exp. 12/31/2016 License No. A-41864

DATE	DESCRIPTION
12/15/2015	CONSTRUCTION
12/15/2015	CONSTRUCTION

PROJECT# 2014057
PROJECT PHASE DESIGN DEVELOPMENT
DRAWN BY: Author CHECKED BY: Checker
Title: EXTERIOR LIGHTING DETAILS

H350

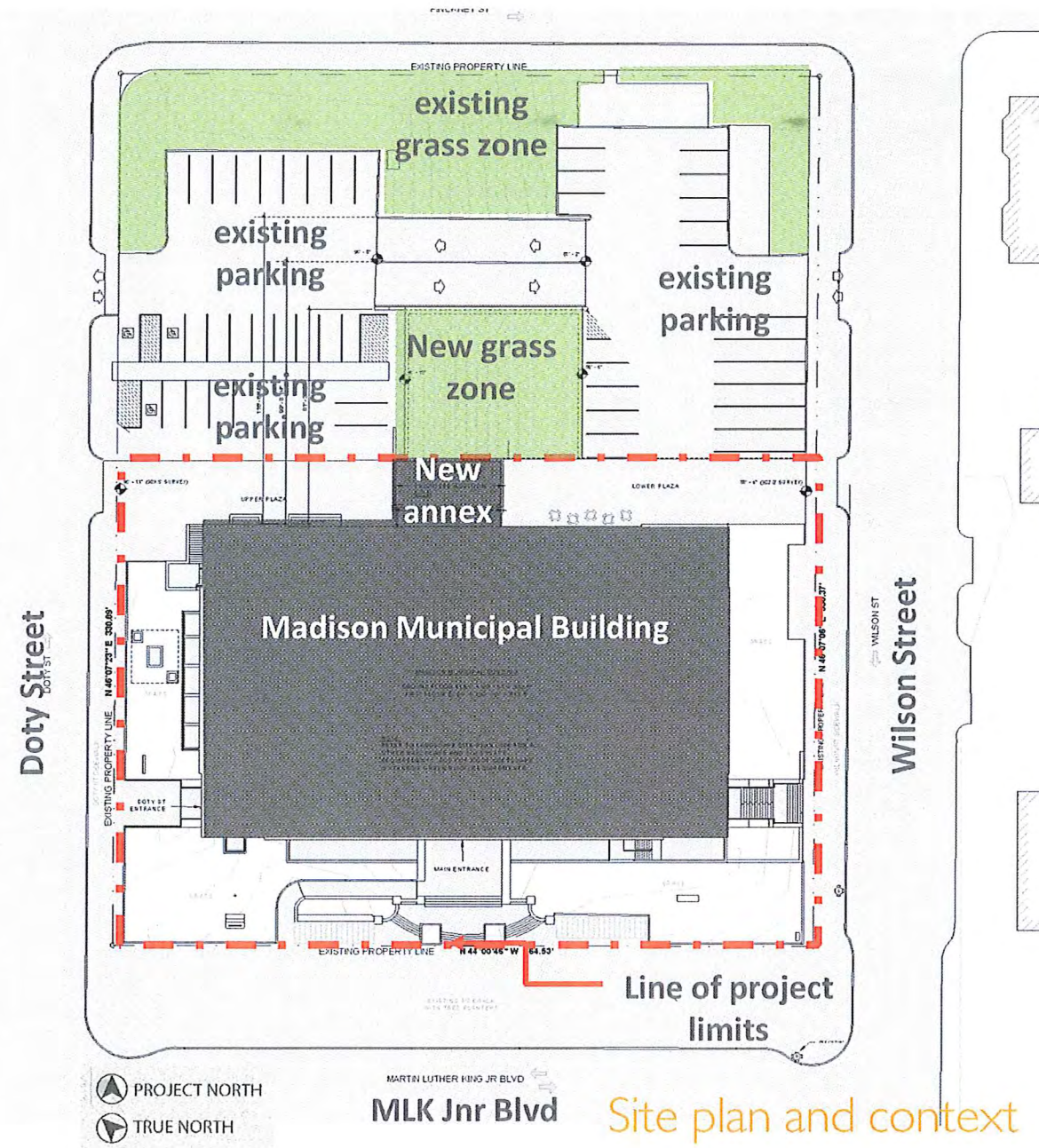
NOT FOR CONSTRUCTION



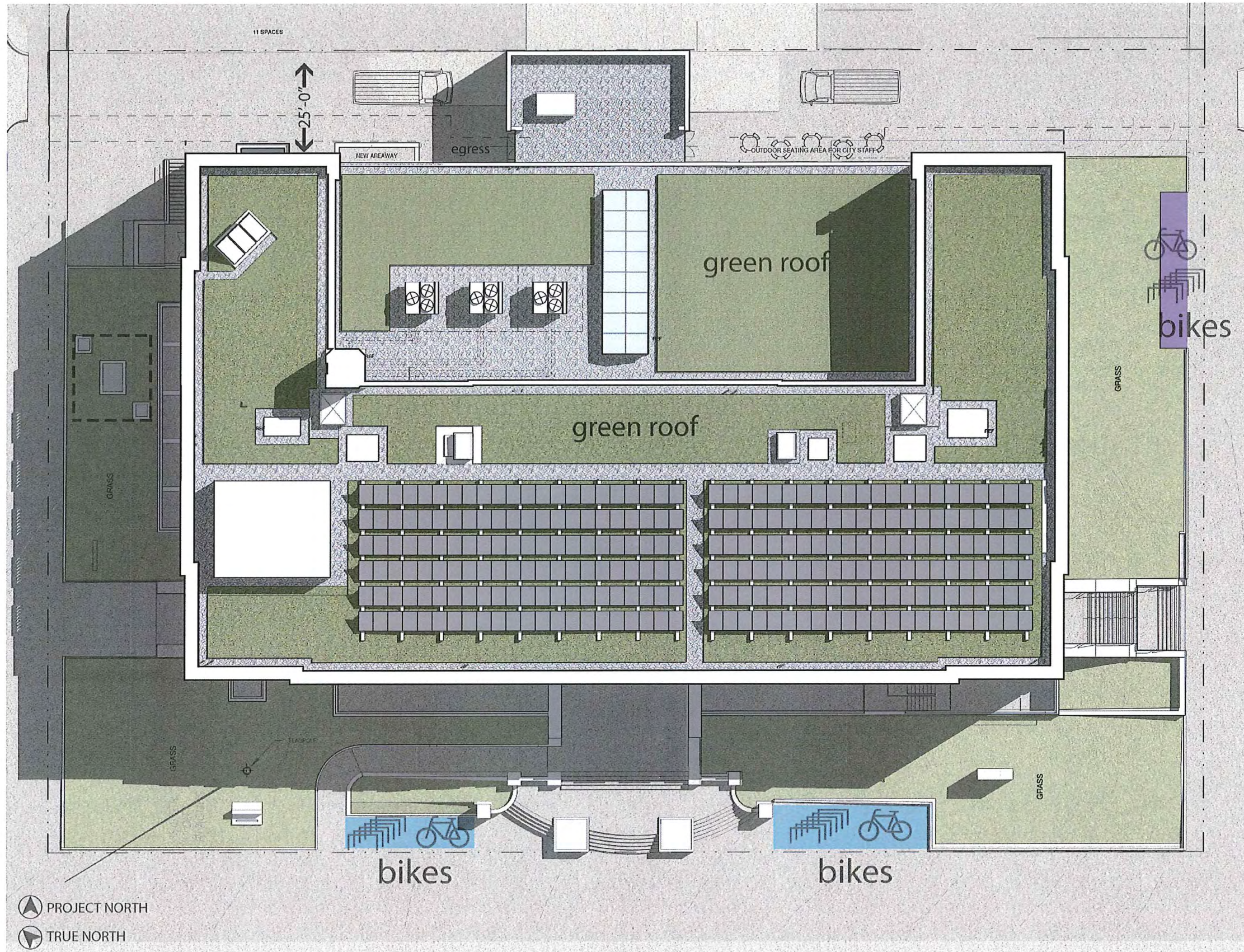
View from South



View from North



Site Plan and Context




▲ PROJECT NORTH
 ▼ TRUE NORTH

Site Plan



South Elevation



East Elevation




West Elevation



North Elevation



Exterior Lighting Precedents

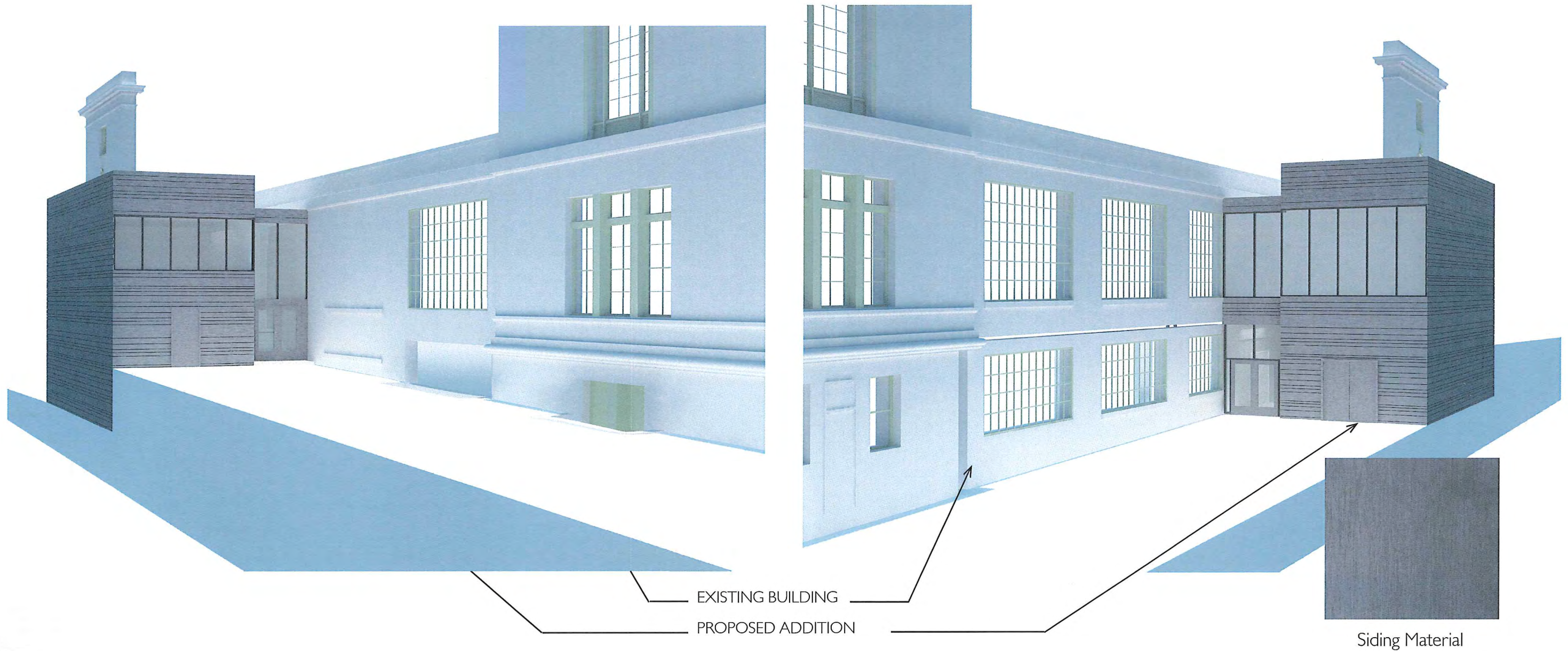


Madison Municipal Building

Landmarks Commission Submission - 11 April 2016



Perspective view from Martin Luther King Jr Boulevard side.



New addition: schematic perspective view from Doty Street side.

New addition: schematic perspective view from Wilson Street side.



HISTORICALLY INFLUENCED WINDOW REPLACEMENT

PERHAPS NO ACTION DEMONSTRATES SOCIAL RESPONSIBILITY AND ENVIRONMENTAL STEWARDSHIP MORE PROFOUNDLY THAN RESPECTFUL MODERNIZATION OF A CLASSIC ARCHITECTURAL MASTERWORK.

ART AND SCIENCE COME TOGETHER IN THE DESIGN OF HISTORICALLY INFLUENCED WINDOWS - WITH TODAY'S ENERGY EFFICIENCY AND EASE OF OPERATION.



University of Minnesota Walter Library SBS Architects



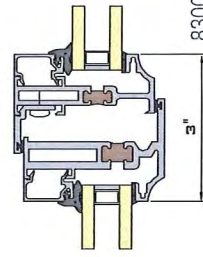
TAX CREDIT-ELIGIBLE HISTORICAL PRESERVATION

MEETING THE U.S. SECRETARY OF THE INTERIOR'S "STANDARDS FOR REHABILITATION," AND FEATURED IN THE NATIONAL PARK SERVICE'S "PRESERVATION TECH NOTES," CUSTOM WINDOW'S **TRUE-DIVIDED-LITE** MUNTIN GRID DESIGNS HAVE BEEN APPROVED BY STATE HISTORICAL PRESERVATION OFFICES NATIONWIDE WHEN EXISTING STEEL, BRONZE OR WOOD SASH ARE NOT SALVAGEABLE.


8300 AND 8300i SERIES HISTORICAL WINDOWS

FIXED AND PROJECTED ALUMINUM WINDOWS WITH FLUTED, STEPPED "T," BEVELED OR OGEE PERIMETER GLAZING REBATES TO MATCH EXISTING PUTTY-GLAZED WINDOWS

- AAMA AW-100 Architectural Performance Class - Grids designed for project-specific wind loads
- Poured polyurethane (8300 Series) or polyamide thermal barrier (8300i Series)
- Welded or mechanically fastened frame and true muntin grid construction, corner-blocked and crimped vents
- 0.094" extrusion wall thickness
- Fixed; in- or out-swing casement (pictured); top-hinged, awning or hopper vents
- Custom profiles can be designed for panning, perimeter framing or muntins

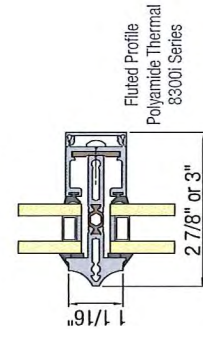
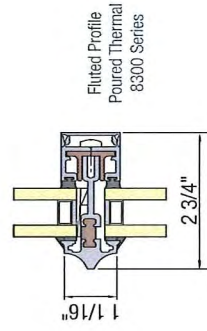


8300 Series
Fluted Profile

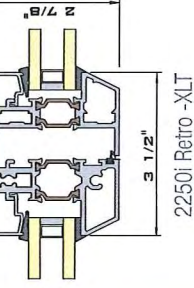


TRUE DIVIDED LITE MUNTIN GRIDS

GLASSMAKING TECHNOLOGY IN THE YEARS PRIOR TO WORLD WAR II LIMITED THE SIZE OF INDIVIDUAL GLASS LITES, MITIGATING THE USE OF PUTTY-GLAZED MUNTIN GRIDS. ONLY TRUE DIVIDED LITE (TDL) DESIGN CAN REPRODUCE THIS AESTHETIC WITH THE FIDELITY REQUIRED FOR RIGOROUS HISTORICAL PRESERVATION.



INVENT™ RETRO -XLT PROJECTED WINDOWS



2250i Retro -XLT

SETBACK BEVELED EXTERIOR FACE TO REPLICATE PUTTY-GLAZED EXISTING WINDOW PROFILES • OPTIONAL OGEE OR COVE PROFILED REBATES, EQUAL SIGHTLINES AT VENTS AND FIXED LITES



U.S. Courthouse Montgomery, Alabama Barganier Davis Sims

- 2-7/8", 3-7/8" and 4-7/8" frame depth
- 18mm and 24mm XLT polyamide thermal barriers
- AAMA AW-100 Architectural Performance Class
- Optional equal sightlines at vents and fixed lites
- Triple glazing and integral blinds available
- Grid muntins or true divided lite (pictured)
- Optional decorative cove glazing beads (pictured)
- Optional multi-lock hardware for improved accessibility
- Innovative, French casement available (pictured) for Juliet balconies, terraces or ground floor use



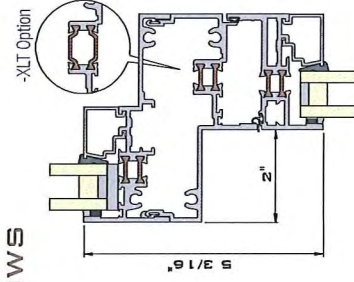
Test results may vary

Allowable Air	Water	NFRC U-Factor	CRF _f	STC
0.10 cfm/sqft at 6.24 psf	15 psf	0.22 to 0.65 BTU/hr.sqft.°F	46 to 67	31 to 42

CW
Custom
Window™
by Wausau

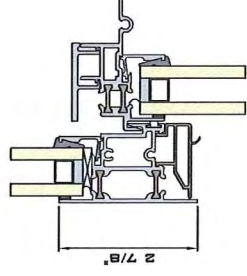
4250i AND 4250i-XLT SIMULATED HUNG WINDOWS

PROJECTED WINDOWS WITH 2" OFFSET GLASS PLANES TO REPLICATE EXISTING DOUBLE-HUNG SASH - BUT WITH THE EASE OF OPERATION, DURABILITY AND LOW AIR INFILTRATION OF COMPRESSION SEALS



310i-SH SERIES SINGLE HUNG WINDOWS

DURABLE AW60 ARCHITECTURAL CLASS HUNG WINDOWS, WITH POLYAMIDE THERMAL BARRIER AND STANDARD CALDWELL ULTRALIFT® BALANCES



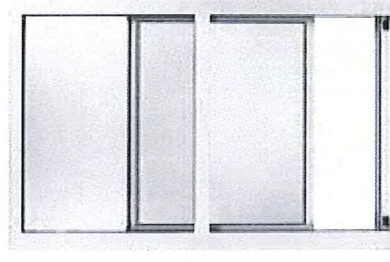
- 4-1/2" or 4-7/8" frame depth with 15mm or 24mm polyamide thermal barrier
- AAMA AW-100 Architectural Performance Class
- Fixed, project-out awning, casement, or project-in hopper
- Flush vent construction reduces collection of dust and debris
- 1/8" wall thickness at hardware connections
- Uses architecturally flat 6mm glass without balance weight limits



Test results may vary

Allowable Air	Water	NFRC U-Factor	CRF _f	STC
0.10 cfm/sqft at 6.24 psf	15 psf	0.23 to 0.60 BTU/hr.sqft.°F	46 to 71	32 to 43

- Rigid "five-member" frame construction for ease of installation
- Sturdy corner-blocked and crimped sash construction
- Extruded aluminum or slide-in steel anchors
- Accepts 1" insulating glass; bead glazed
- Side load sash for cleaning



Check out www.wausauwindow.com for double hung, tilt sash and integrally-blinded options

Test results may vary

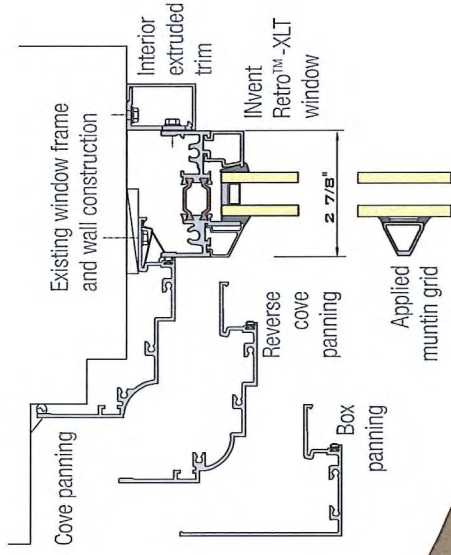
Allowable Air	Water	NFRC U-Factor	CRF _f	STC
0.30 cfm/sqft at 6.24 psf	12 psf	0.47 to 0.65 BTU/hr.sqft.°F (est)	57	33 (est)

PANNING AND MUNTIN GRIDS

REMOVAL OF ONLY EXISTING OPERABLE SASH, LEAVING FRAMES IN PLACE, SPEEDS INSTALLATION AND MINIMIZES DISRUPTION - AN EXTRUDED ALUMINUM "PANNING" SYSTEM PREPARES THE OPENING

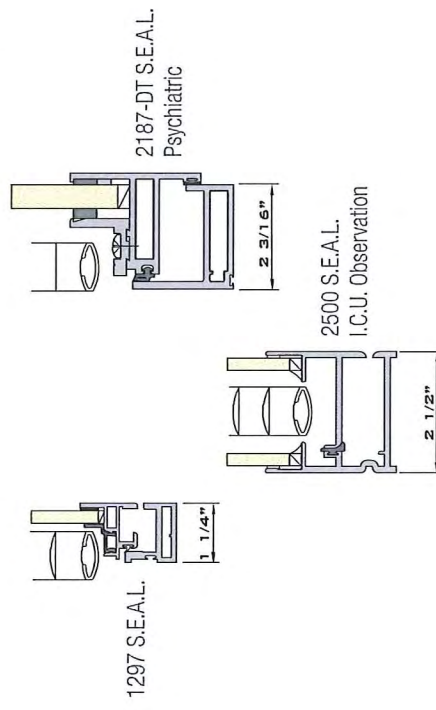


MUNTINS ARE AVAILABLE AS TRUE DIVIDED LITE, GLAZED-IN GRIDS, SILICONE-APPLIED, OR BETWEEN-GLASS



S.E.A.L.™ INTERIOR ACCESSORY WINDOWS

WHEN EXISTING WINDOWS ARE WEATHER-TIGHT, AND VENTILATION IS UNNECESSARY, S.E.A.L. INTERIOR ACCESSORY WINDOWS CAN IMPROVE SOUND, ENERGY, AIR AND LIGHT CONTROL - ECONOMICALLY, AND WITH A MINIMUM OF OCCUPANT DISRUPTION



- Minimal frame depth to fit within existing window frame openings
- Also used as a curtainwall and storefront add-on for integral blinds or enhanced performance
- Side-hinged access doors with custodial locks
- 5/8" or 1" between-glass Venetian blinds available, with slip-clutch tilt control knob and concealed raise-lower controls
- Mitered frame construction, corner-blocked tubular vents
- Dual glazed 2500 Series I.C.U. observation windows
- Drop tested 2187-DT Series accepts psychiatric glazing, ideal for adaptive re-use





Photo: Phil Weston, Weston Imaging Group, Inc.



BEYOND LEED®

THE USGBC LEED® GREEN BUILDING RATING SYSTEM IS NOT LIMITED TO NEW BUILDINGS LIKE WAUSAU'S LEED-SILVER CERTIFIED MANUFACTURING CENTER - EXISTING BUILDINGS CAN QUALIFY AS MAJOR RENOVATIONS THROUGH LEED-NC, OR THROUGH LEED-EB FOR EXISTING BUILDINGS.

HOW CAN WINDOWS CONTRIBUTE?

LOW U-FACTOR
LOW SOLAR HEAT GAIN COEFFICIENT
NATURAL VENTILATION
DAYLIGHTING AND VIEWS
RECYCLED ALUMINUM IN FRAMES

WHY ALUMINUM WINDOWS?

LONG-TERM DURABILITY
WEATHER RESISTANCE
MATERIAL STABILITY
LARGE OPERATING VENTS
WAUSAU'S EXTRUDED ALUMINUM FRAMING
CONTAINS RECYCLED CONTENT
AVERAGING 70% OR GREATER
FACTORY-APPLIED NO-VOC FINISHES
LOW-CONDUCTIVITY THERMAL BARRIERS
ECONOMICAL CUSTOMIZATION

SUSTAINABLE MANUFACTURING PROCESSES

- Minimized packaging materials in receiving and shipping
- Scrap recycling: Aluminum, steel, cardboard, wood, glass, fluorescent bulbs, paper, beverage containers, toner cartridges, electronic equipment
- "Paperless" environment supported by Wausau ShopView™ software
- 100% VOC-capture spray painting of durable AAMA 2605-tested fluoropolymer
- No-VOC finish options: Powder coatings and durable Class I anodic finishes
- Resource-wasting internal rework minimized through Lean/Six Sigma

SUSTAINABLE BUSINESS PRACTICES

- Leadership within industry trade organizations and research groups
- Design charrettes supported with engineering resources
- All operable windows are durable, cycle-tested AW-Class
- LEED-GAs on staff



SPECIFICATIONS

THE UNIQUE LOGISTICAL CONSIDERATIONS OF REPLACEMENT PROJECTS CAN BE IMPACTED CONSIDERABLY BY THE EXTENT OF WORK REQUIRED, AS WELL AS THE EARLY DECISION ON EXTERIOR OR INTERIOR ACCESS



Comprehensive drawings and specifications ensure complete and competitive bids.

Contract documents should include:

- A complete description of work to be performed; to include instructions on panning versus tear-out of existing frames
- Specific minimum requirements for performance, materials, fabrication, finish, operation, and hardware selection
- Pre-qualification procedures for manufacturers and installers
- Field testing and quality control expectations
- Details ensuring the integrity of the building shell is maintained - air/moisture transmission, compatible materials, and thermal expansion
- Related work such as plaster repair or molding removal/replacement
- General conditions, including bonding, insurance, and warranty
- Sequence of work and schedule
- Instructions for deliveries and disposal of materials removed, such as diverting demolition debris from landfills and the recycling of glass
- Access to, and protection of, occupied spaces and their contents
- Working hours
- Available outside and inside storage.

Samples installed in an easily accessible on-site location offer first-hand experience in field measuring, removal, and replacement logistics.

WARRANTY

FOR ALMOST 60 YEARS, WAUSAU HAS WORKED CLOSELY WITH RENOVATION TEAMS TO REALIZE THEIR VISION FOR **AESTHETICS, SUSTAINABILITY AND LASTING VALUE**, WHILE STRIVING TO MAINTAIN THE HIGHEST LEVEL OF CUSTOMER SERVICE, COMMUNICATION AND OVERALL SATISFACTION.



WAUSAU

WINDOW AND WALL
SYSTEMS

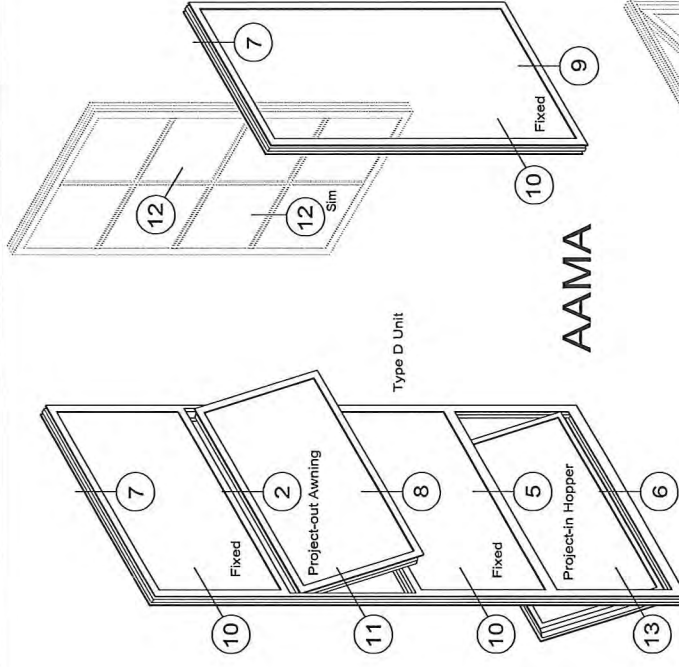
7800 INTERNATIONAL DRIVE WAUSAU, WI 54401
TOLL FREE 1 877 678 2983 FAX 1 715 843 4350
EMAIL INFO@WAUSAUWINDOW.COM

"Invent," "Invent Retro," "Custom Window," and "S.E.A.L." are trademarks of Apogee Wausau Group, Inc. All rights reserved. © 2015 Apogee Wausau Group, Inc.



Elevations Viewed From The Exterior

**MSR NOTE: DETAILS IN RED
RECTANGLES PROPOSED FOR
MADISON MUNICIPAL BUILDING
REPLACEMENT WINDOWS AT
GROUND AND FIRST FLOORS.**



Section Contents	Page(s)
Details	CBW1-2 and CBW1-3
Posts and Stacks	CBW1-4 and CBW1-5
Glazing Options	CBW1-6
Accessories	CBW1-7 and CBW1-8

AAMA Test Configurations (shown)
Architectural AW Class

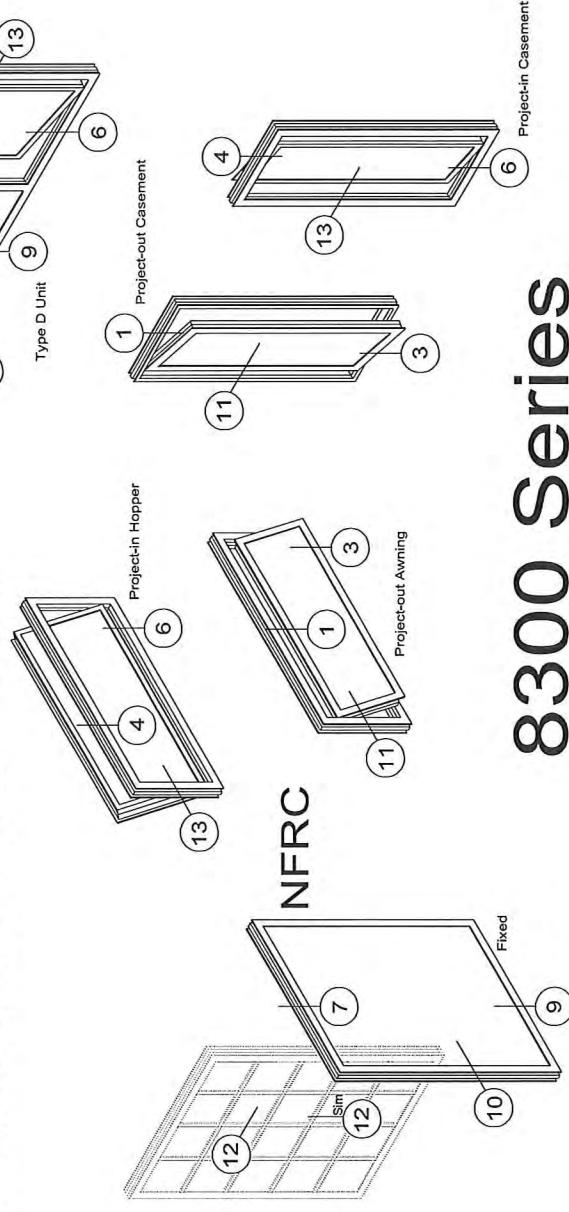
For air, water, cycling and structural

Fixed Frame Size	60" X 99"	Fixed	1524 mm x 2515 mm
Projected Frame Size	60" X 144"	Type D	1524 mm x 3658 mm
Casement Frame Size	108" X 60"	Type D	2743 mm x 1524 mm
Gateway Sizes	60" X 36"	Projected	1524 mm x 914 mm
	36" X 60"	Casement	914 mm x 1524 mm

NFRC 100 Thermal Test Configurations (shown)

For U-Factor, SHGC and CR

Fixed Frame Size	47" X 59"	1200 mm x 1500 mm
Projected Frame Size	59" X 24"	1500 mm x 600 mm
Casement Frame Size	24" X 59"	600 mm x 1500 mm



8300 Series

Contact A Wausau Representative For Other Possible Configurations

SCALE: Not To Scale

CBW1-1

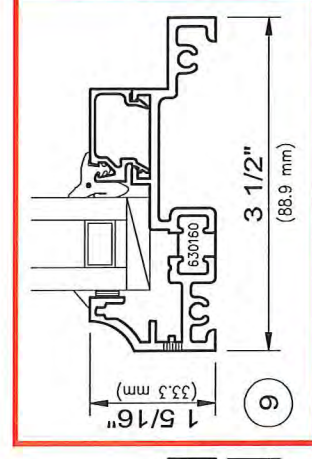
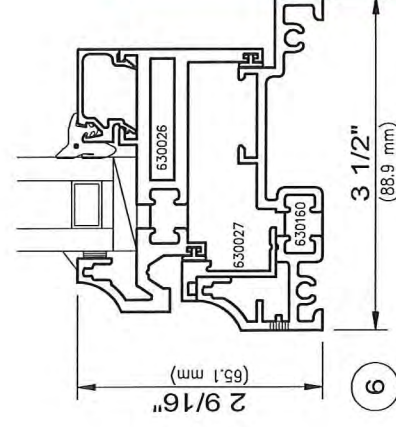
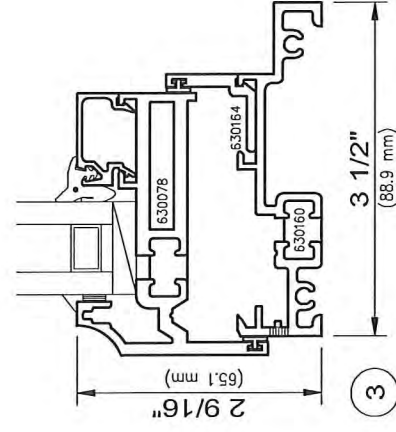
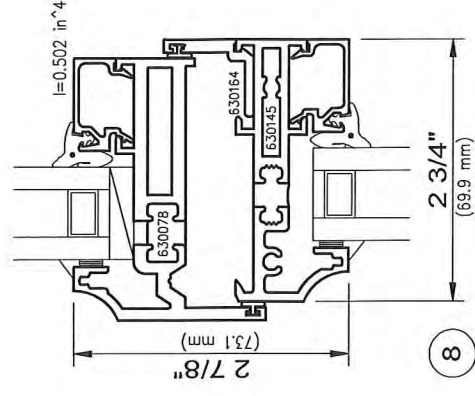
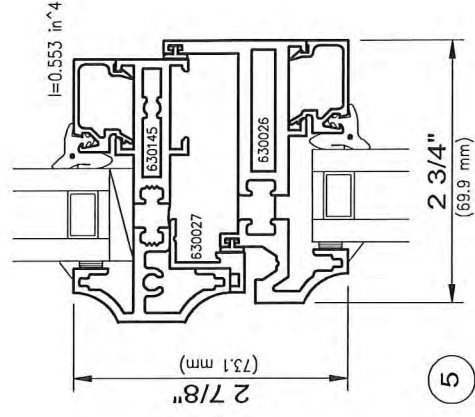
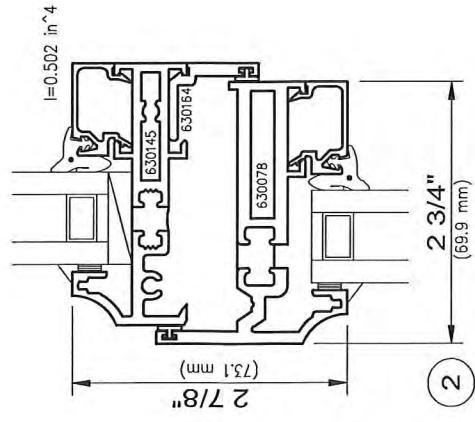
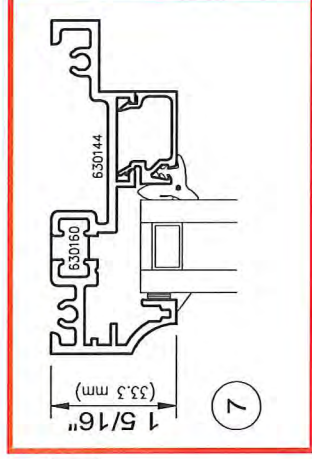
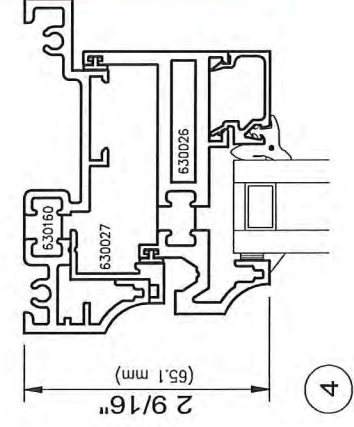
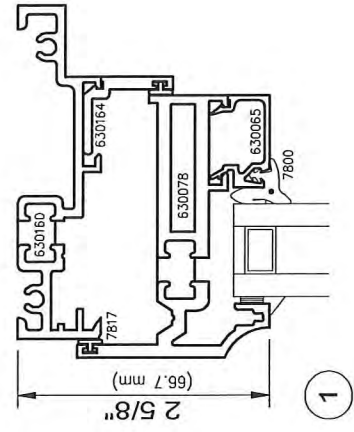
© 2015 Apogee Wausau Group, Inc.



PROJECTED and FIXED DETAILS

Architectural Windows

8300 Series



SCALE: 6" = 1'-0"

CBW1-2

© 2015 Apogee Wausau Group, Inc.

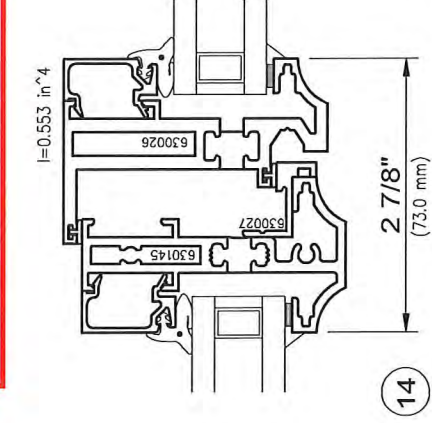
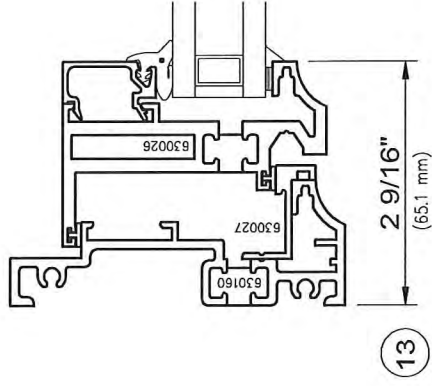
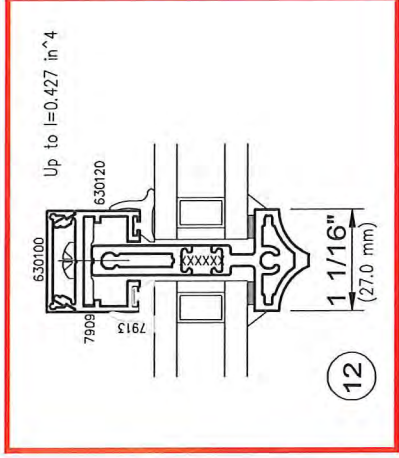
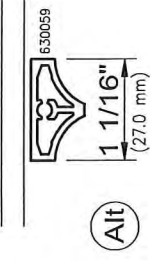
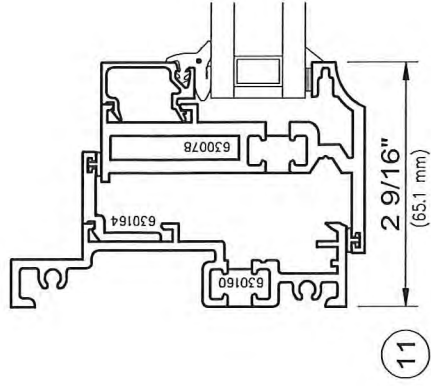
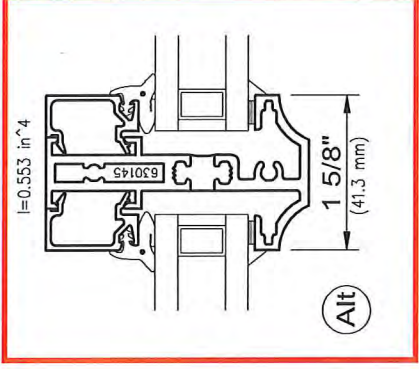
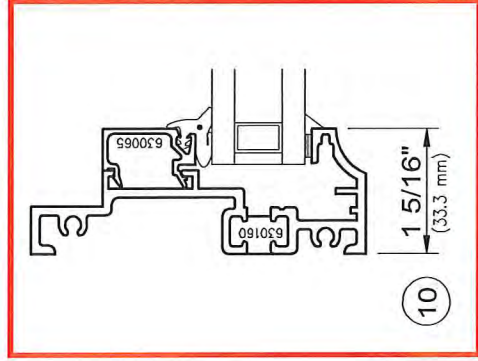


PROJECTED and FIXED DETAILS

Architectural Windows

8300 Series

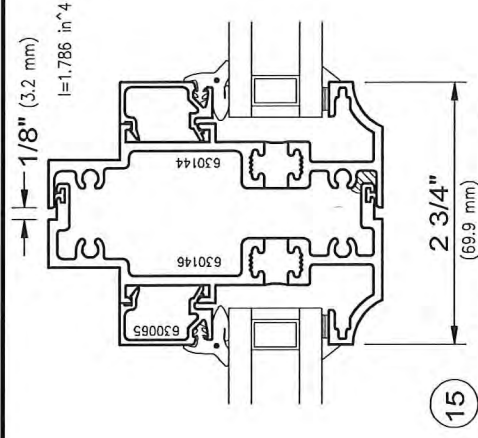
Non-stocked items shown – Minimum order quantity may apply



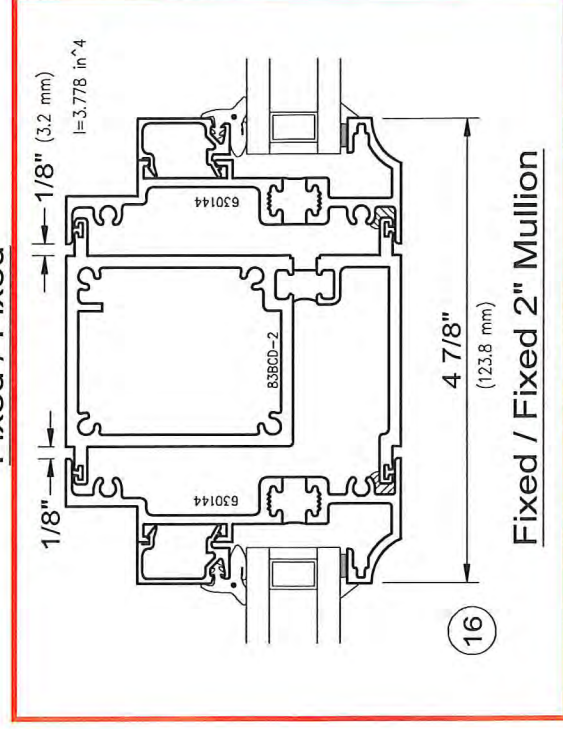
SCALE: 6" = 1'-0"

CBW1-3

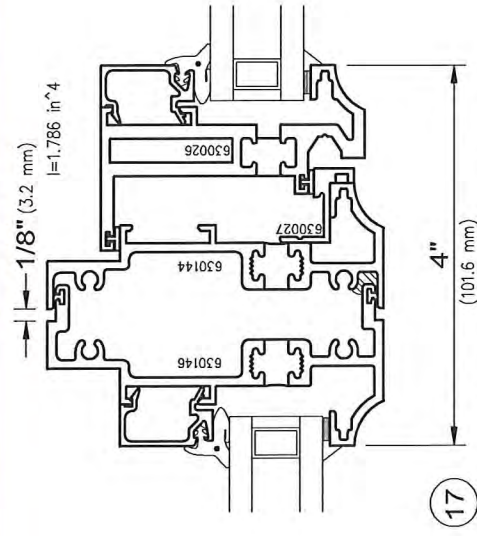
© 2015 Apogee Wausau Group, Inc.



Fixed / Fixed

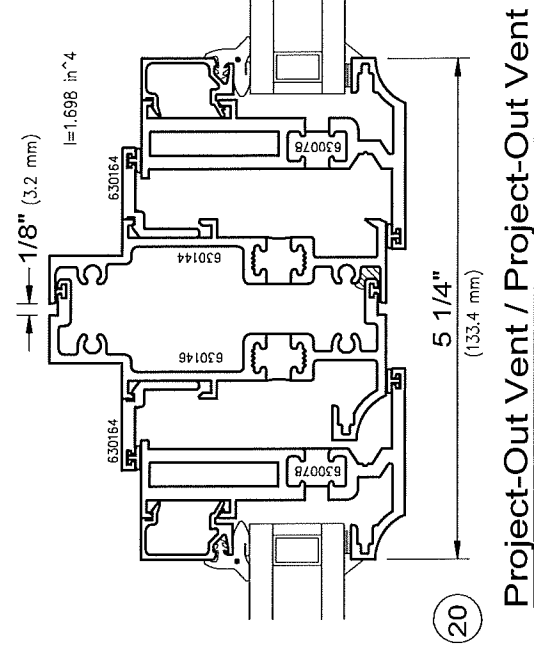
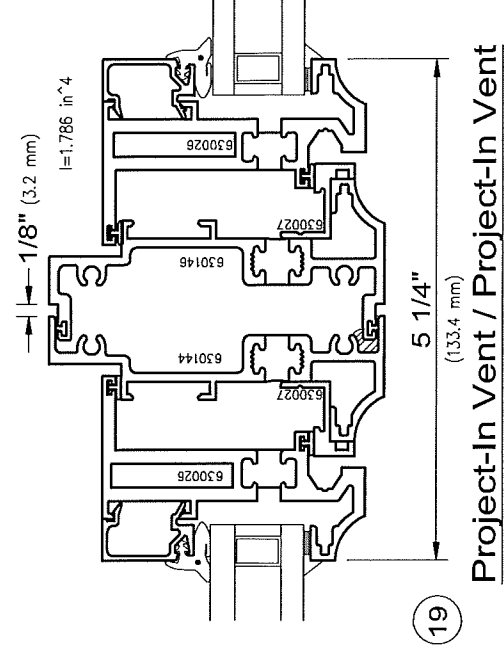
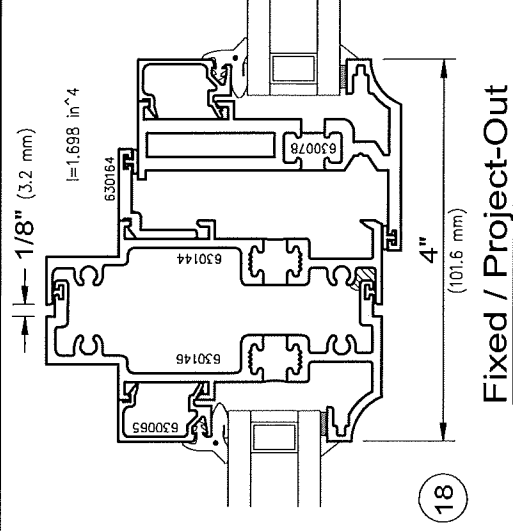


Fixed / Fixed 2" Mullion

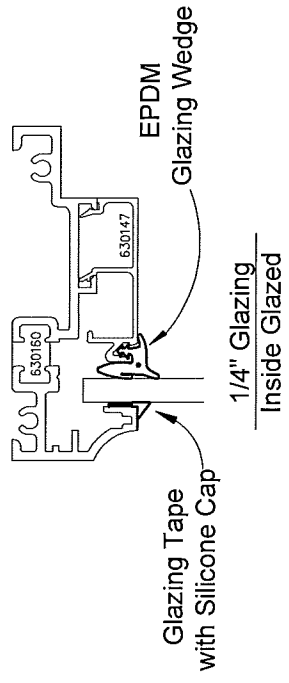
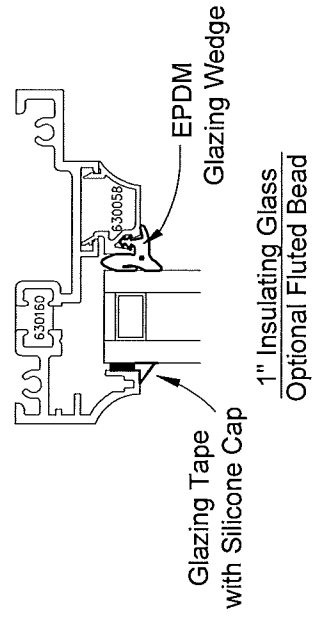
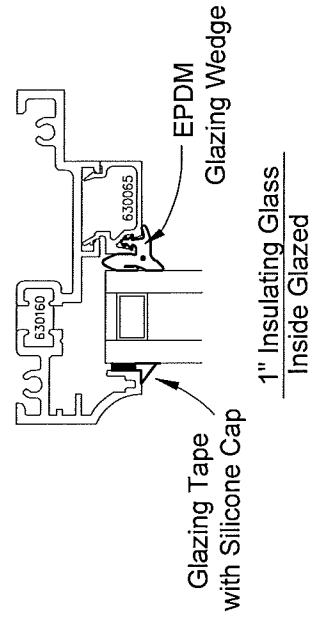


Fixed / Project-In

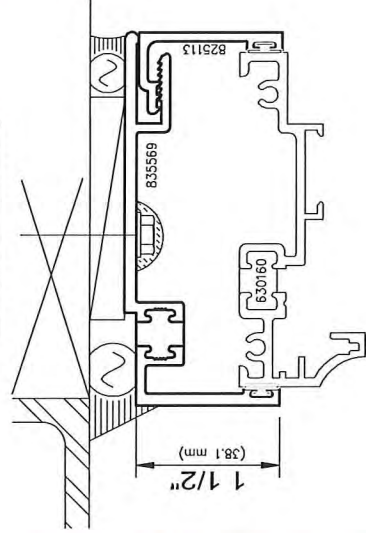
I-values indicated are for frame members only.
Thermal barrier shear reductions of 15% are included.



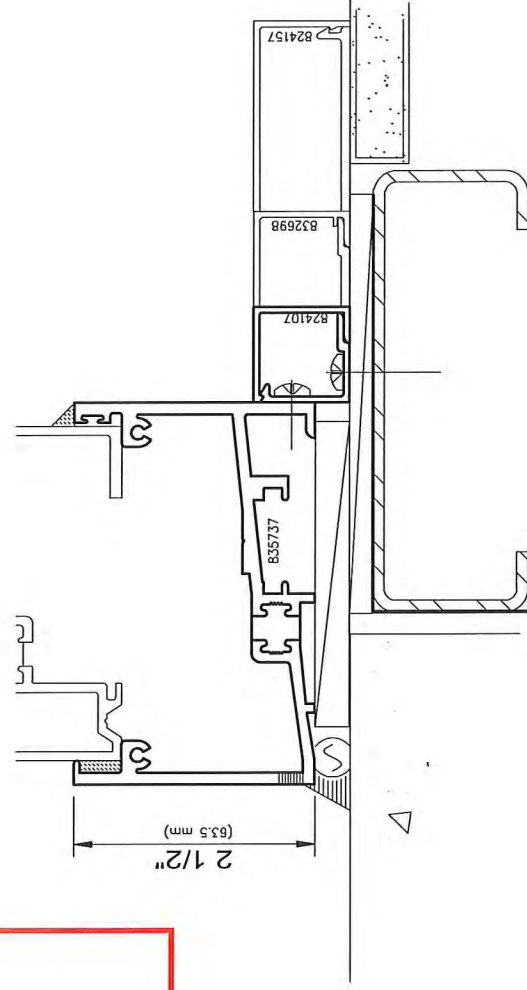
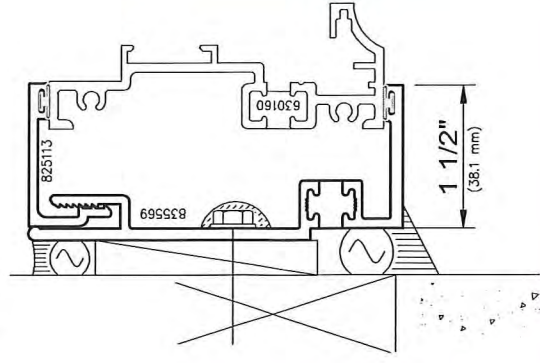
U-values indicated are for frame members only.
Thermal barrier shear reductions of 15% are included.



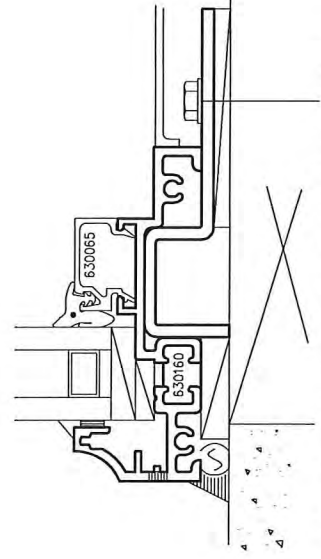
Head Starter



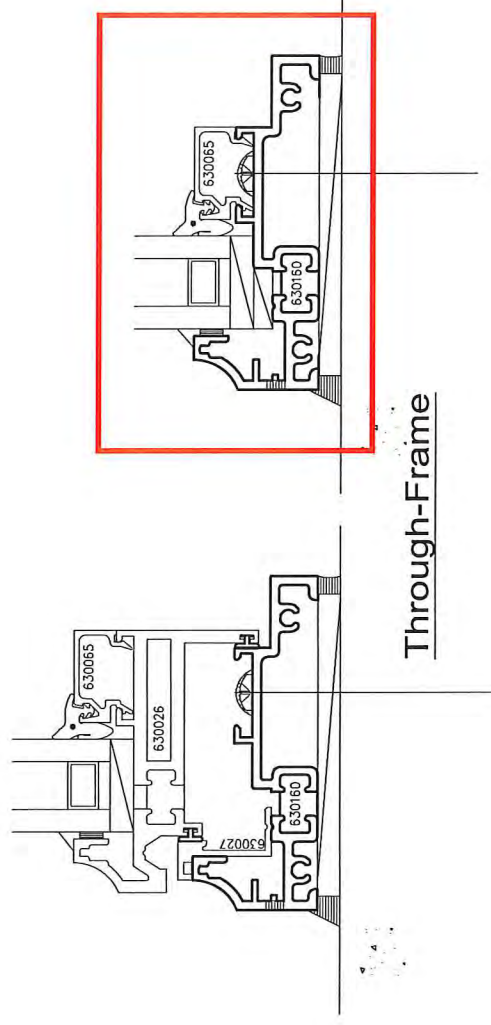
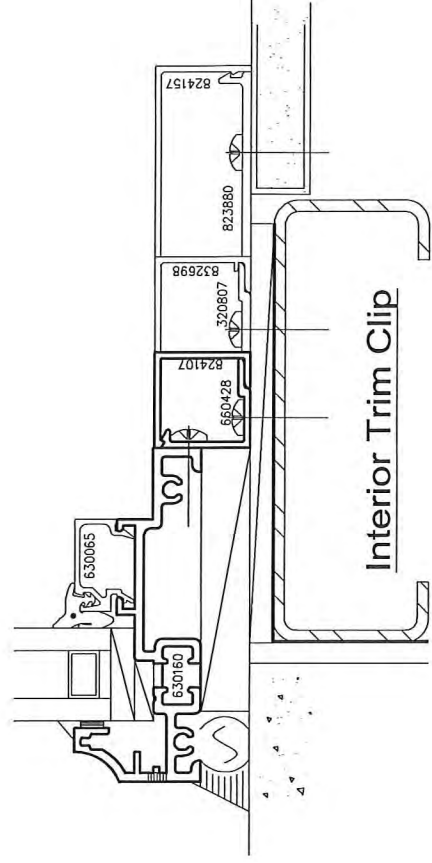
Jamb Starter



Sill Starter (12 psf WTP)



Mechanically Fastened Anchor
1/8" Formed Aluminum



Through-Frame



S.E.A.L.™

INTERIOR ACCESSORY WINDOWS



Wake County Mental Health Raleigh, North Carolina LS3P Associates 2187-DT Series (blinds retracted)



WAUSAU

WINDOW AND WALL
SYSTEMS

When existing windows are weather-tight, and ventilation unnecessary, **Wausau Window and Wall Systems®** S.E.A.L.™ interior accessory windows can improve Sound, Energy, Air and Light control - economically, and with a minimum of occupant disruption.



Features and Benefits

- Minimal frame depth to fit within existing window frame openings
- Also used as a curtainwall and storefront add-on for integral blinds or enhanced performance
- Side-hinged access doors with custodial locks
- 5/8" or 1" between-glass Venetian blinds available, with slip-clutch tilt control knob and concealed raise-lower controls
- Mitered frame construction, corner-blocked tubular vents
- Dual glazed 2500 Series I.C.U. observation windows
- Drop tested 2187-DT Series accepts psychiatric glazing, ideal for adaptive re-use
- Offered through Advantage by Wausau
- Wausau extruded aluminum frames contain recycled content averaging 70% or greater
- Covered by Wausau's Standard Limited Warranty of up-to 10 years

2187-DT S.E.A.L.
Psychiatric



2500 S.E.A.L.
I.C.U. Observation



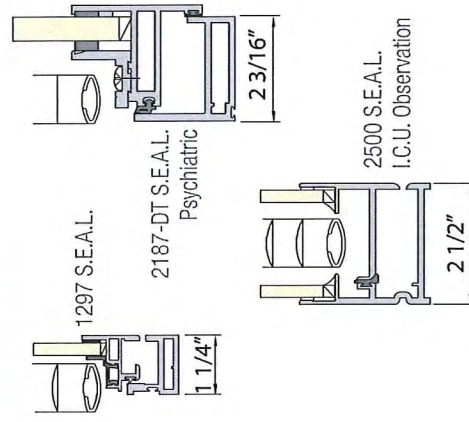
1297 S.E.A.L.

Estimated Performance

U-FACTORS - 1297 SERIES S.E.A.L. INTERIOR ACCESSORY WINDOWS		
Exterior Glass Type	Nominal Air Space (in.)	Estimated Center-of-Glass U-Factor (Thermal Transmittance - BTU/hr.sq.ft.°F)
		Interior Glass Type
1/4" Uncoated (annealed or heat-treated)	2 1/2"	1/4" Uncoated (annealed or heat-treated) 0.49
	5"	1/4" Pyrolytic Low-E (facing air space) 0.37
1" Insulating Glass	2 1/2"	1/4" Uncoated (annealed or heat-treated) 0.49
	5"	1/4" Pyrolytic Low-E (facing air space) 0.37
		7/16" Laminated 0.47
		7/16" Laminated 0.30
		7/16" Laminated 0.30

All estimates calculated using WINDOWS 6.0 software.
Results will change with exterior glass and frame type, as well as air space and wall cavity conditions.
Test results may vary. Refer to standard Wausau disclaimers and qualifications.

Details



ACOUSTIC PERFORMANCE - 1297 SERIES S.E.A.L. INTERIOR ACCESSORY WINDOWS			
Exterior Glass Type	Nominal Air Space (in.)	Estimated Acoustic Performance Sound Transmission Class (STC) and Outdoor-Indoor Transmission Class (OTC)	
		Interior Glass Type	Interior Glass Type
1/4" Uncoated (annealed or heat-treated)	2 1/2"	1/4" Uncoated or Low-E (annealed or heat-treated) STC 40	7/16" Laminated OTC 31
	5"	1/4" Uncoated or Low-E (annealed or heat-treated) STC 42	7/16" Laminated OTC 33
1" Insulating Glass	2 1/2"	1/4" Uncoated or Low-E (annealed or heat-treated) STC 45	7/16" Laminated OTC 36
	5"	1/4" Uncoated or Low-E (annealed or heat-treated) STC 48	7/16" Laminated OTC 37
		1/4" Uncoated or Low-E (annealed or heat-treated) STC 50	7/16" Laminated OTC 39

All estimates inferred from Wausau test data on similar glazing make-ups.
Results will change with exterior glass and frame type, as well as air space and wall cavity conditions.
Test results may vary. Refer to standard Wausau disclaimers and qualifications.

Estimated performance values are NOT test results. As noted, actual performance will vary. Validation may require project-specific testing, adding cost and impacting schedule.

Specifications

S.E.A.L. 1297 SERIES

[NOTE: WAUSAU recommends that a representative sample of SEAL Series interior accessory windows be provided in situ, at least one seasonal cycle prior to installation. This will allow building occupants, facility staff, and the design team an opportunity to gauge the effectiveness of interior accessory windows, and verify the suitability of operation, maintenance, existing glass type(s), and surrounding conditions. Internal fogging and thermal stresses in existing annealed glass are of particular concern. Refer Wausau's standard disclaimers for limitations and qualifications.]

AIR INFILTRATION and EXFILTRATION: With all purposeful vent holes plugged, neither air infiltration or exfiltration shall not exceed 0.3 cfm per square foot at 6.24 psf pressure differential when tested in accord with ASTM E283.

MATERIALS: Aluminum framing members shall be extruded aluminum billet, 6063-T5 or T6 alloy meeting the requirements of ASTM B221. Principal window frame and access panel members will be a minimum 0.093" in thickness at glazing legs, hardware mounting webs and section flanges. Extruded or formed trim components will be a minimum 0.060" in thickness. Frame depth 1-3/4" minimum.

COMPONENTS: All steel hardware components including attachment fasteners to be 300 Series stainless steel. Extruded aluminum components 6063-T5 or -T6. Locking handles, bases and strikes to be die cast, white bronze or stainless steel. Thermo-plastic or thermo-set plastic caps, housings and other components to be injection-molded nylon, extruded PVC, or other suitable compound. Hardware to be custodial-operated and include concealed hinge pins and blocks, concealed locks, retainer clips, and lift blocks. All sealants shall comply with applicable provisions of AAMA 800 and/or Federal Specifications FS-TT-001 and 002. Frame joinery sealants shall be suitable for application specified and as tested and approved by window manufacturer. Provide glass and glazing in accordance with Section 08 80 00.

INTEGRAL VENETIAN BLINDS: Integral Venetian blinds shall employ 5/8" or 1" (Select one) wide aluminum slat blinds. Blind color shall be selected from standard color chart. Blind to be integrally mounted between the dual glazing. Tilt-control knob will be located on the operable face and incorporate a "slip clutch" feature. Raise and lower pull cords will be located between glass for access only when glazed access panel is opened.

FABRICATION: Finish, fabricate, assemble, and factory-glaze frame and access panel members into complete windows under the responsibility of one manufacturer. Miter all corners and mechanically stake over a solid extruded aluminum corner block, set and sealed in epoxy; or miter and weld each corner. Provide two die cast concealed hinge pins, retained in injection molded nylon hinge blocks at sill and spring steel hinge clips at head. Die cast or stainless steel Allen-keyed locks for custodial operation shall secure panel in closed position. Provide locks at maximum 40" spacing. Weather-stripping shall be bulb- or fin-type neoprene, EPDM, dual-durometer PVC, polypropylene, TPE, or other suitable material as approved by the window manufacturer. Miter, crowd, stake or join at corners.

WARRANTY: Products: Submit a written warranty, executed by the window manufacturer, for a period of up to 10 years from the date of manufacture, against defective materials or workmanship, including substantial non-compliance with applicable specification requirements and industry standards, which result in premature failure of the windows, finish, factory-glazed glass, or parts, outside of normal wear. In the event that windows or components are found defective, manufacturer will repair or provide replacements without charge at manufacturer's option. Warranty for all components must be direct from the manufacturer (non pass-through) and non pro-rated for the entire term. Warranty must be assignable to the non-residential owner, and transferable to subsequent owners through its length.

Options

- Hinged or lift-out access panels
- Available with or without optional, integral between-glass blinds
- Glazing options for laminated glass or polycarbonate
- More than 30,000 color choices, in liquid and powder-coat paints, applied with 100% VOC-capture processes
- Frosty matte VOC-free anodize ideal for recycled aluminum
- Patina-free **copper anodize** available



ADVANTAGE
BY WAUSAU

Pre-engineered standard products for competitive pricing and quick delivery

Library of Congress
Washington, D.C.
The Architect of the Capitol



Need replacement windows? Specify
Wausau's **INvent™** Series projected
windows with polyamide thermal barrier.



There's a reason so many of our nation's most important buildings,
from art museums to elementary schools have Wausau windows...

For more than 55 years, Wausau has set the standard
for performance, quality, and ease of installation.

Wausau engineering professionals ensure that each building's
windows are right for its needs, such as pre-engineered school
windows, architectural grade hospital windows, or
customized historically accurate replacements.

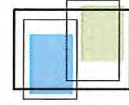
Wausau supports your sustainable design goals and offers
an industry-leading product warranty of up to 10 years.



7800 International Drive Wausau, WI 54401
Toll Free 1 877 678 2983 Fax 1 715 843 4350
Email info@wausauwindow.com
wausauwindow.com



"INvent" and "S.E.A.L." are trademarks of Apogee Wausau Group, Inc. All rights reserved. © 2013 Apogee Wausau Group, Inc.



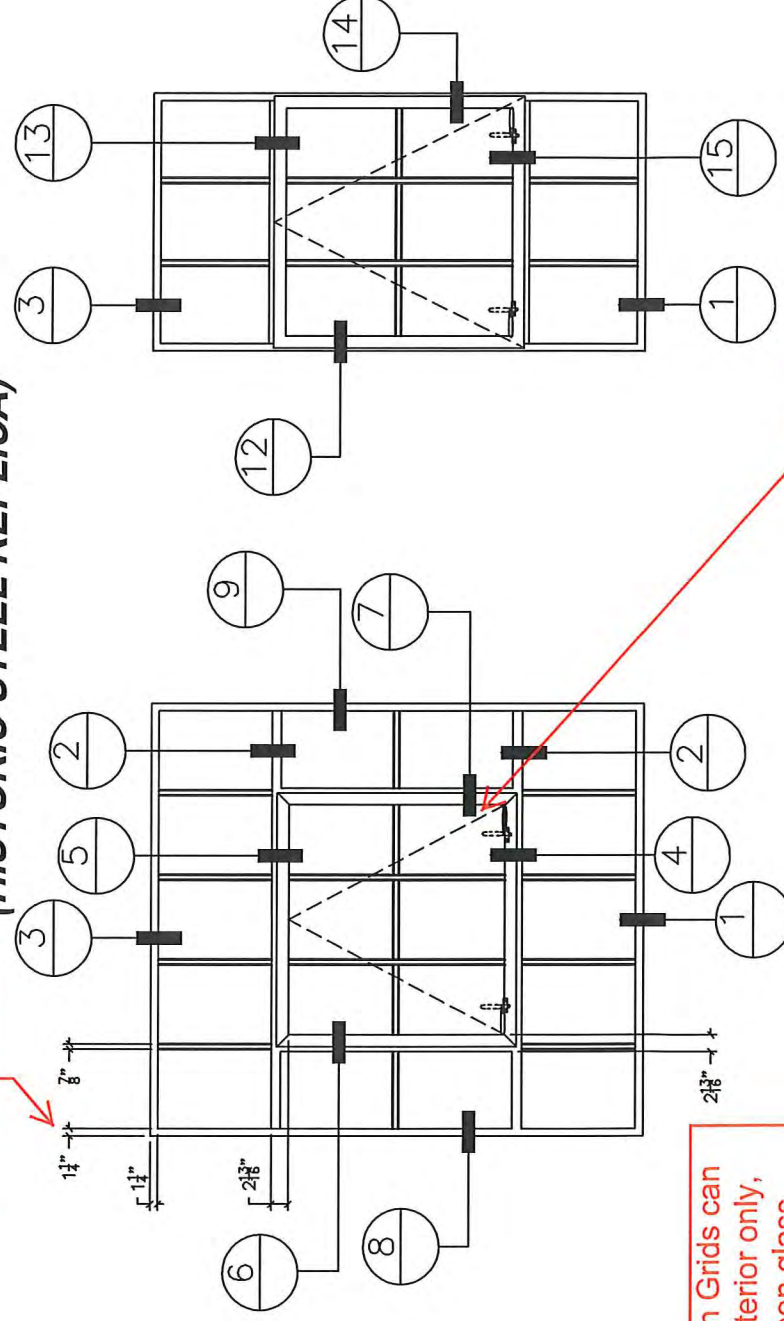
390 Industrial Blvd Sauk Rapids, MN 56379
 Ph:(800) 383-9311 Fax:(320) 255-1513
 www.stcloudwindow.com

SERIES

2500 Narrow Sightlines

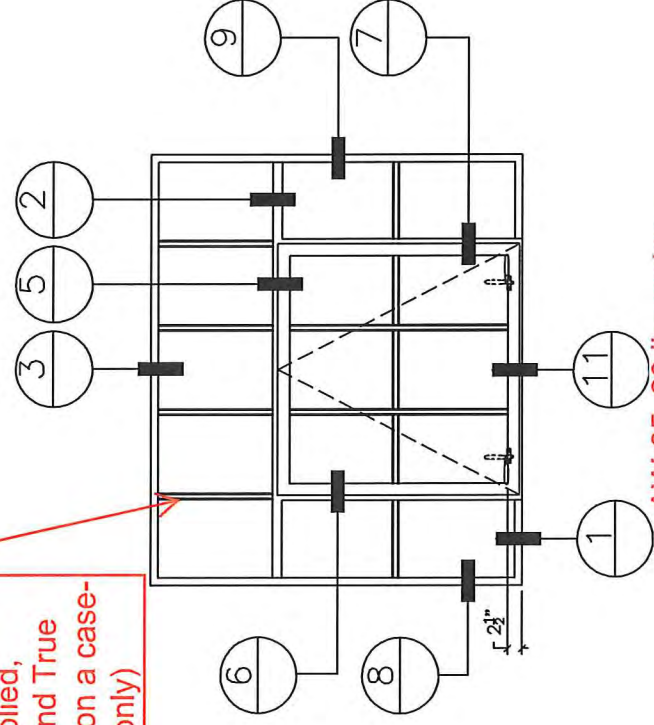
TYPE
AWNING
(HISTORIC STEEL REPLICA)

SECTION
8.3.1

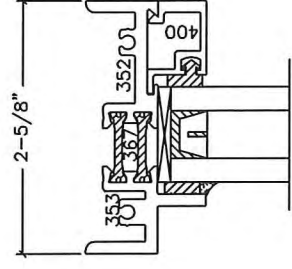


Muntin Grids can be Exterior only, Between glass, Triple SDL grids, Tape Applied, Preset, and True Divided (on a case-by case only)

Endless configurations are available, including a historic, floating center vent




AW-65, 20 lbs water
 U-Value from 0.48 to 0.33
 STC 34 and 41



PROJECTING FRAME

COPYRIGHT ©

SCALE: NTS



st. cloud window

390 Industrial Blvd Sauk Rapids, MN 56379
Ph:(800) 383-9311 Fax:(320) 255-1513
www.stcloudwindow.com

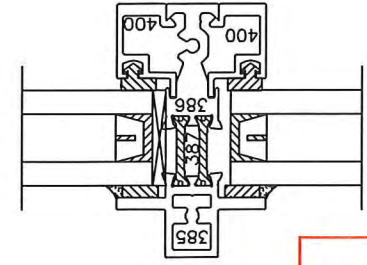
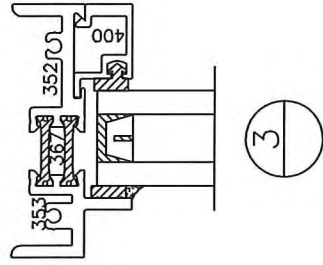
**SERIES
2500**

**TYPE
AWNING**

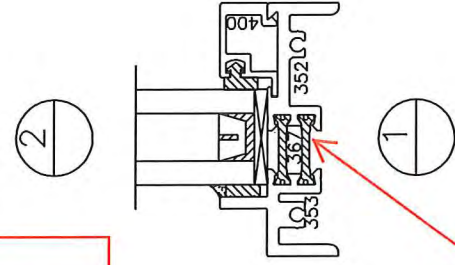
(HISTORIC STEEL REPLICA)

**SECTION
8.3.4**

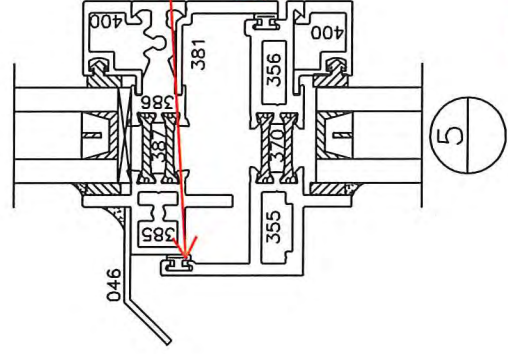
Butt and Coped
Frame Members to
Structural Integrity



Integral Mullions
for Structural
Integrity (runs
through at head
and sill of vent)

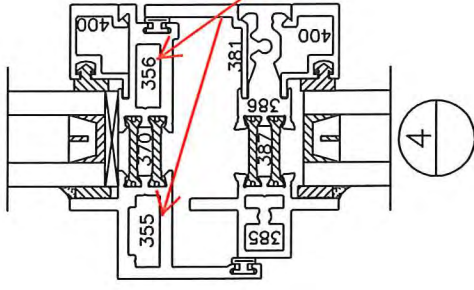


Technoform I-Strut Thermal
Barrier for Increased
Structural and Thermal
Performance



Dual
Weatherstripping
for Superior Air and
Water Performance


Fiberglass,
Aluminum or
Stainless Steel
Screens in Flat, or
wicket style



Dual Corner
Keys for
Oversized Sash
and Seamless
Alignment

COPYRIGHT ©

SCALE: 6"=1'-0"



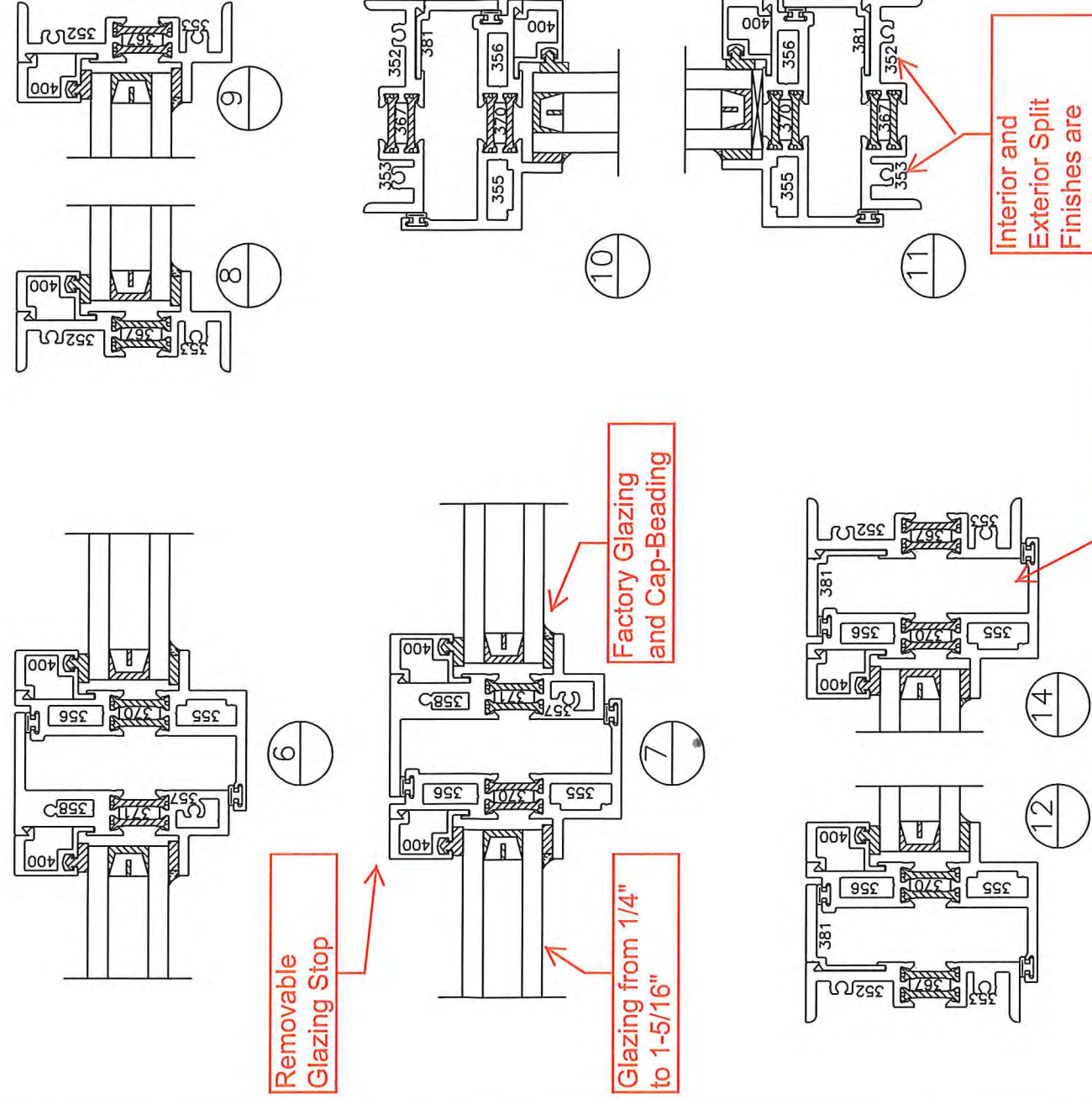
st. cloud window

390 Industrial Blvd Sauk Rapids, MN 56379
Ph:(800) 383-9311 Fax:(320) 255-1513
www.stcloudwindow.com

SERIES
2500

TYPE
AWNING
(HISTORIC STEEL REPLICA)

SECTION
8.3.5



Removable
Glazing Stop

Glazing from 1/4"
to 1-5/16"

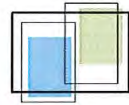
Factory Glazing
and Cap-Beading

Interior and
Exterior Split
Finishes are
Available

Knuckle or Four-
Bar Hinges, Limit
Devices available

COPYRIGHT ©

SCALE: 6"=1'-0"



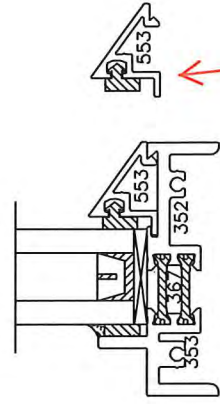
st.cloud window

390 Industrial Blvd Sauk Rapids, MN 56379
Ph:(800) 383-9311 Fax:(320) 255-1513
www.stcloudwindow.com

SERIES
2500

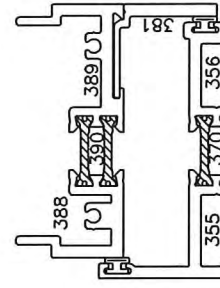
TYPE
AWNING
(HISTORIC STEEL REPLICA)

SECTION
8.3.7

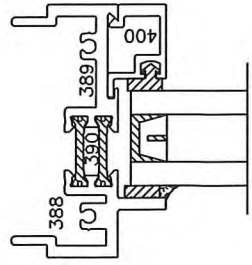


BEVELED STOP
(IN LIEU OF #400)

Customizable
interior and exterior
profiles

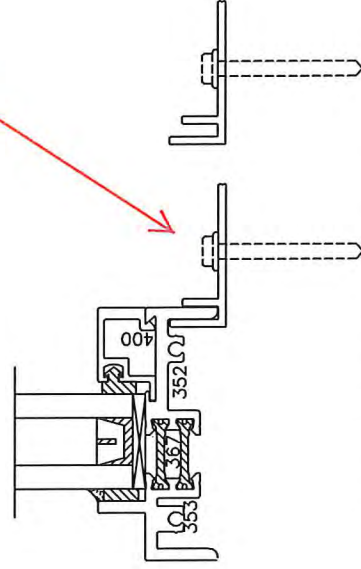


STACKING MULLION

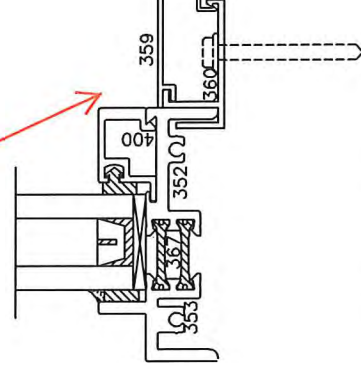


STACKING MULLION

Interior Installation
Clip with or
Without Snap Trim
for Easy Instalation



"F" CHANNEL INSTALLATION
CLIP

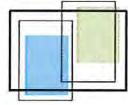


"F" CHANNEL INSTALLATION
CLIP WITH TRIM COVER

"F" Channel allows
the window to miss
the air-gap in the
wall with EFIS and
the key-hole in
historic applications

COPYRIGHT ©

SCALE: 6"=1'-0"



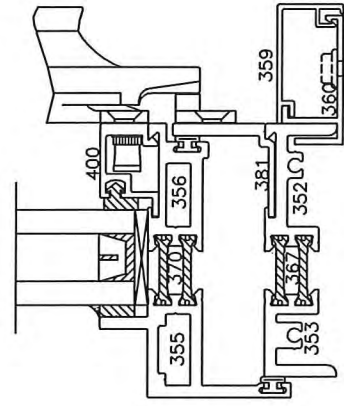
st. cloud window

390 Industrial Blvd Sauk Rapids, MN 56379
Ph:(800) 383-9311 Fax:(320) 255-1513
www.stcloudwindow.com

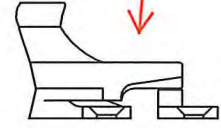
**SERIES
2500**

**TYPE
AWNING
(HISTORIC STEEL REPLICA)**

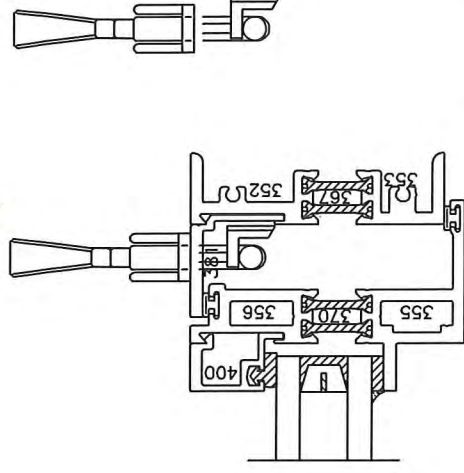
**SECTION
8.3.8**



CAM OPERATOR (SILL)
(NOT AVAILABLE WITH
BEVELED STOP)

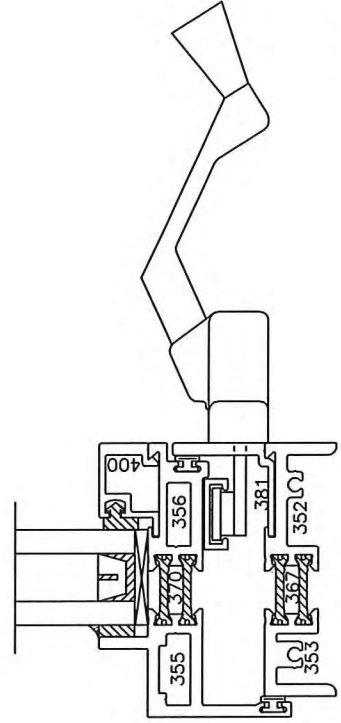


Dual Cam Locks to
Ensure a
Weathertight-seal

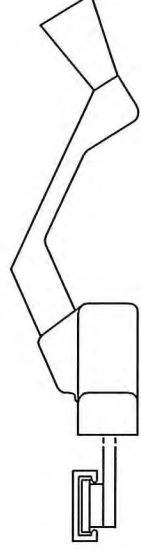


CAM LOCK (JAMB)

Custom Finishes
Available. Brushed
Nickel and White
Bronze are
Standard



ROTO OPERATOR (SILL)



COPYRIGHT ©

SCALE: 6"=1'-0"



Fax: 715.843.4350
Phone: 715.845.2161
www.wausauwindow.com

Proposal Drawing

These details should not be used for scope definition, pricing, or installation. Refer to Wausau's quotation for exclusions, qualifications and exceptions. Use of these drawings by unauthorized parties is prohibited.
© 2016 Apogee Wausau Group, Inc.

Project Name
MADISON MUNICIPAL BUILDING

Location
MADISON, WI

Architect
MSR DESIGN

Installing Subcontractor

Window/Wall System(s)
S.E.A.L.
INTERIOR ACCESSORY WINDOWS

Proposal No.
226832

Scale
("D" Size) FULL
("B" Size) HALF

Date
2/12/16

Drawn By
TSACKMAN

Sheet
1 OF 1

**LEVEL 2-3 FULL HEIGHT
EXISTING CAST IRON FRAMES
AND STEEL SASHES**

**NEW ALUMINUM
INTERIOR ACCESSORY WINDOW**

