



Quarterly Report to Transportation Commission

October 25, 2023 (Q3 Report)

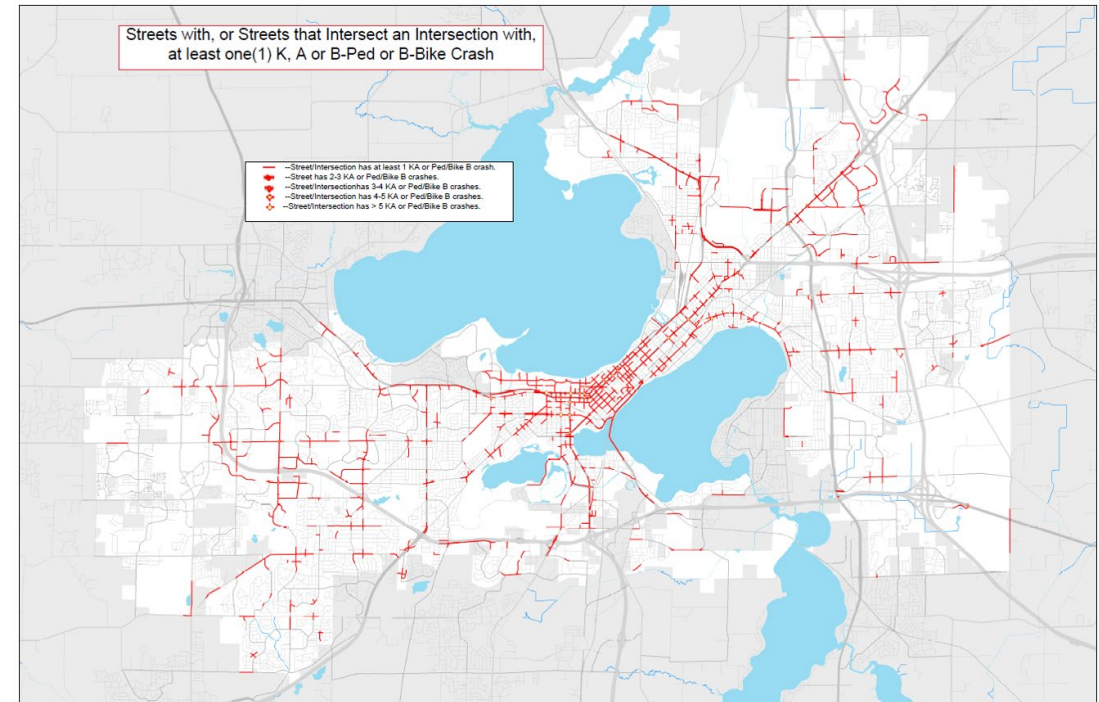
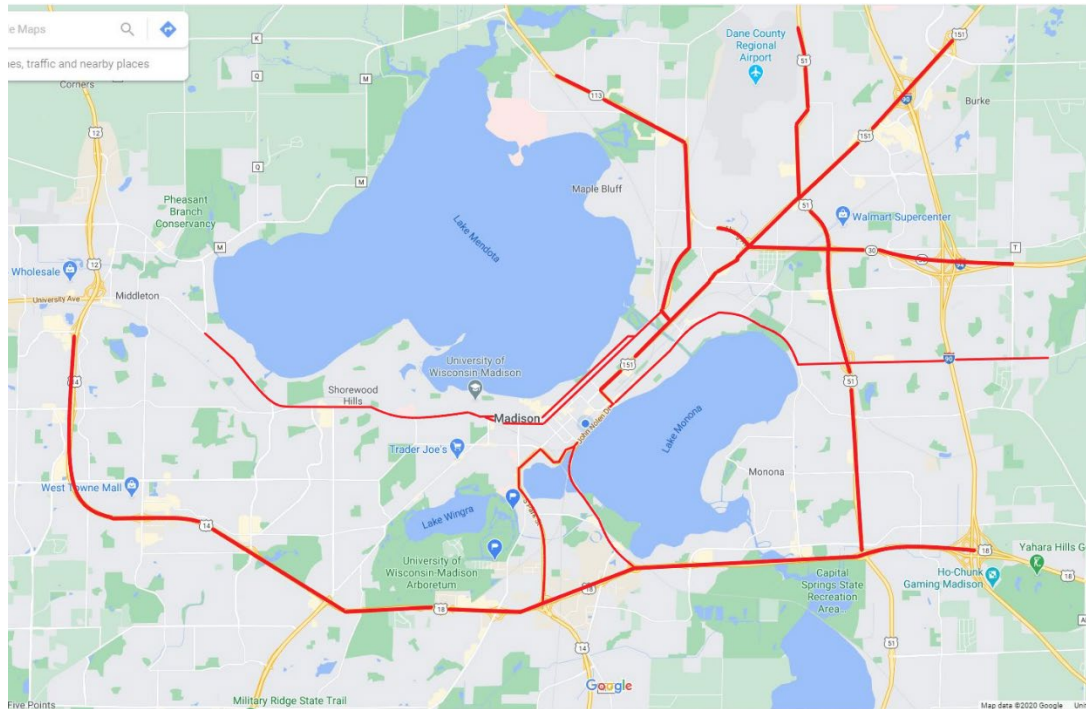


2023 Traffic Enforcement Goals

1. Focus on the High Injury Network (HIN): East Washington Avenue, the Beltline, and Mineral Point Road
2. Focus on Hazardous Moving Violations
3. De-emphasize Non-Hazardous Violations and Support Alternative Outcomes (i.e., Warnings)
4. Support School Zone Safety
5. Respond to Community Member Complaints

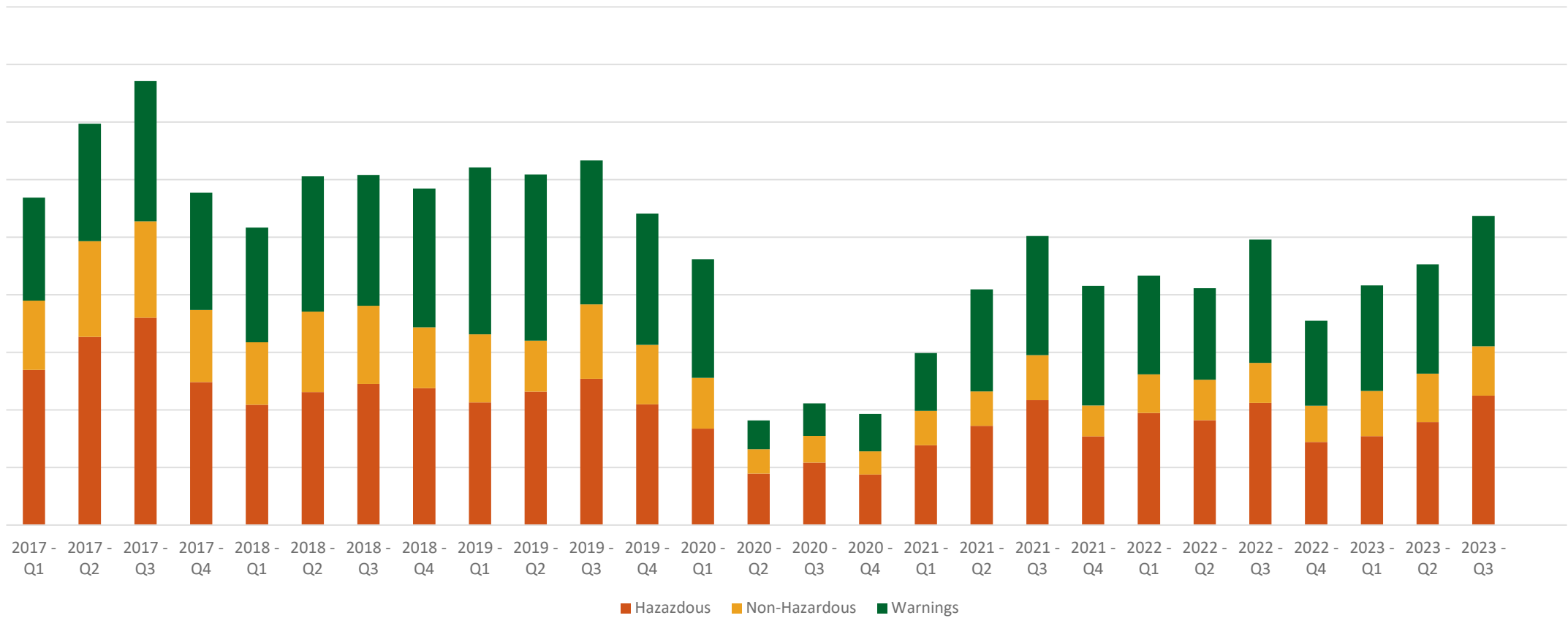


Traffic Grant Corridors / High Injury Network



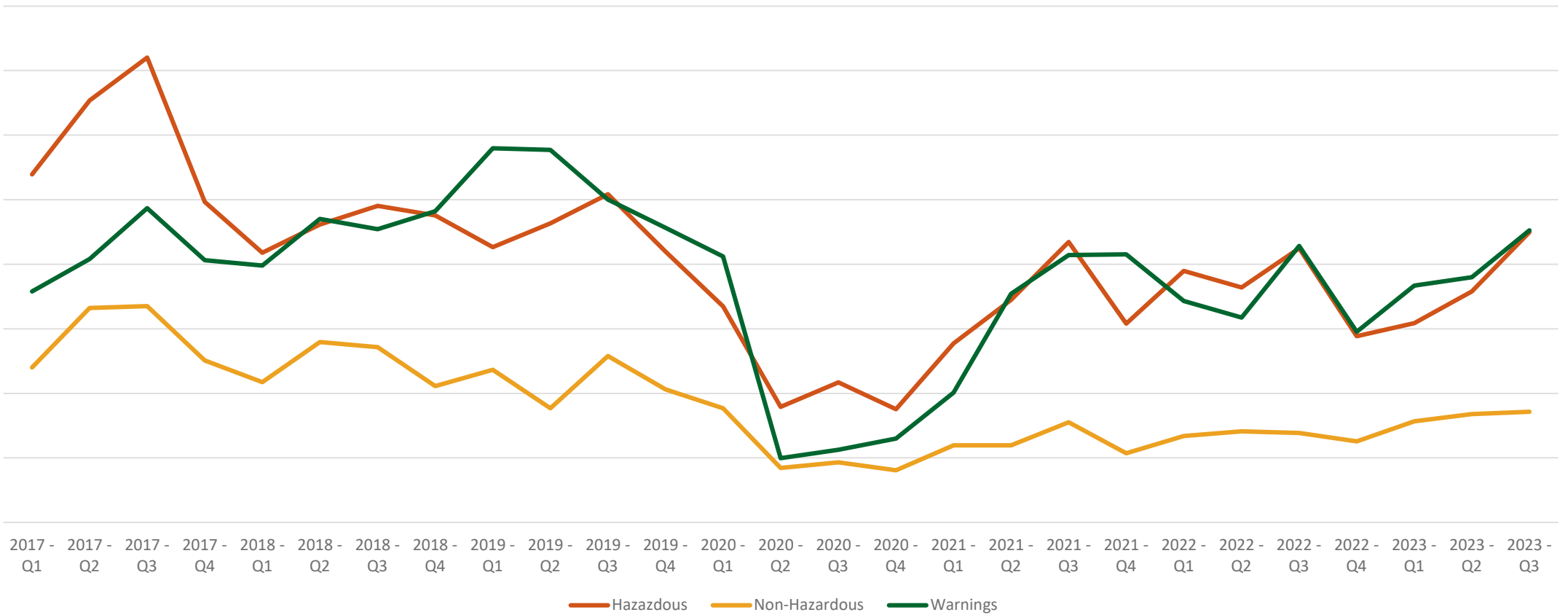


Citations and Warnings City-Wide 2017 – Present





Citations and Warnings City-Wide 2017 – Present





Hazardous Violations, by Quarter, City-Wide 2021 – Present

| MPD DEPARTMENT WIDE VIOLATIONS | | | | | | | | | | | | | | | |
|--------------------------------|-------------|-------|-------|-------------|-------|-------|-------------|-------|-------|-------------|-------|------|--------|-------|-------|
| HAZARDOUS VIOLATIONS | 1st QUARTER | | | 2nd QUARTER | | | 3rd QUARTER | | | 4th QUARTER | | | TOTALS | | |
| | 2021 | 2022 | 2023 | 2021 | 2022 | 2023 | 2021 | 2022 | 2023 | 2021 | 2022 | 2023 | 2021 | 2022 | 2023 |
| OMVWI (A) | 145 | 143 | 185 | 147 | 165 | 183 | 148 | 148 | 197 | 110 | 150 | 0 | 550 | 606 | 565 |
| OMVWI (B) | 42 | 58 | 124 | 39 | 63 | 135 | 50 | 65 | 107 | 54 | 61 | 0 | 185 | 247 | 366 |
| RECKLESS | 15 | 25 | 16 | 44 | 30 | 35 | 37 | 32 | 29 | 16 | 31 | 0 | 112 | 118 | 80 |
| SPEEDING | 630 | 1157 | 593 | 792 | 925 | 782 | 1212 | 1127 | 1245 | 775 | 524 | 0 | 3409 | 3733 | 2620 |
| STOP & GO | 91 | 122 | 108 | 190 | 149 | 96 | 174 | 148 | 124 | 118 | 138 | 0 | 573 | 557 | 328 |
| ARTERIAL | 24 | 33 | 38 | 30 | 34 | 27 | 18 | 20 | 24 | 17 | 29 | 0 | 89 | 116 | 89 |
| PASS/TURNING MVMT | 49 | 60 | 51 | 78 | 69 | 72 | 82 | 75 | 75 | 74 | 69 | 0 | 283 | 273 | 198 |
| DEVIATING | 46 | 43 | 56 | 57 | 55 | 58 | 74 | 74 | 74 | 47 | 63 | 0 | 224 | 235 | 188 |
| WRONG WAY | 24 | 23 | 37 | 30 | 38 | 57 | 35 | 71 | 57 | 28 | 34 | 0 | 117 | 166 | 151 |
| ALL OTHERS | 42 | 28 | 37 | 49 | 49 | 45 | 42 | 59 | 40 | 23 | 50 | 0 | 156 | 186 | 122 |
| RIGHT OF WAY (M.V.) | 68 | 80 | 79 | 67 | 72 | 74 | 68 | 85 | 61 | 81 | 72 | 0 | 284 | 309 | 214 |
| RIGHT OF WAY (PED.) | 8 | 8 | 9 | 14 | 8 | 21 | 16 | 21 | 21 | 17 | 16 | 0 | 55 | 53 | 51 |
| FAILURE TO CONTROL | 93 | 36 | 34 | 6 | 3 | 7 | 7 | 2 | 1 | 18 | 20 | 0 | 124 | 61 | 42 |
| FOLLOW TOO CLOSE | 50 | 83 | 94 | 96 | 80 | 109 | 101 | 98 | 114 | 71 | 110 | 0 | 318 | 371 | 317 |
| INATTENTIVE | 51 | 42 | 74 | 74 | 68 | 74 | 92 | 83 | 63 | 74 | 60 | 0 | 291 | 253 | 211 |
| UNSAFE BACKING | 6 | 8 | 7 | 7 | 11 | 8 | 7 | 11 | 13 | 15 | 9 | 0 | 35 | 39 | 28 |
| DIRECTIONAL SIGNAL | 0 | 0 | 0 | 0 | 0 | 0 | 2 | 0 | 2 | 0 | 0 | 0 | 2 | 0 | 2 |
| BIKE/PED | 2 | 0 | 2 | 4 | 1 | 6 | 8 | 4 | 2 | 3 | 7 | 0 | 17 | 12 | 10 |
| TOTAL HAZARDOUS | 1,386 | 1,949 | 1,544 | 1,724 | 1,820 | 1,789 | 2,173 | 2,123 | 2,249 | 1,541 | 1,443 | 0 | 6,824 | 7,335 | 5,582 |



Non-Hazardous Violations, by Quarter, City-Wide, 2021 – Present

| NON-HAZARDOUS VIOLATIONS | 1st QUARTER | | | 2nd QUARTER | | | 3rd QUARTER | | | 4th QUARTER | | | TOTALS | | |
|-----------------------------|-------------|------|------|-------------|------|------|-------------|------|------|-------------|------|------|--------|-------|-------|
| | 2021 | 2022 | 2023 | 2021 | 2022 | 2023 | 2021 | 2022 | 2023 | 2021 | 2022 | 2023 | 2021 | 2022 | 2023 |
| DL/VEH REG | 339 | 466 | 587 | 391 | 465 | 552 | 534 | 484 | 612 | 353 | 440 | 0 | 1617 | 1855 | 1751 |
| VEH EQUIP | 172 | 52 | 68 | 86 | 98 | 131 | 96 | 80 | 106 | 55 | 44 | 0 | 409 | 274 | 305 |
| ALL OTHERS | 8 | 52 | 48 | 29 | 32 | 53 | 21 | 31 | 39 | 43 | 38 | 0 | 101 | 153 | 140 |
| HIT AND RUN | 78 | 99 | 81 | 91 | 111 | 104 | 126 | 99 | 100 | 85 | 107 | 0 | 380 | 416 | 285 |
| TOTAL NON-HAZ | 597 | 669 | 784 | 597 | 706 | 840 | 777 | 694 | 857 | 536 | 629 | 0 | 2,507 | 2,698 | 2,481 |

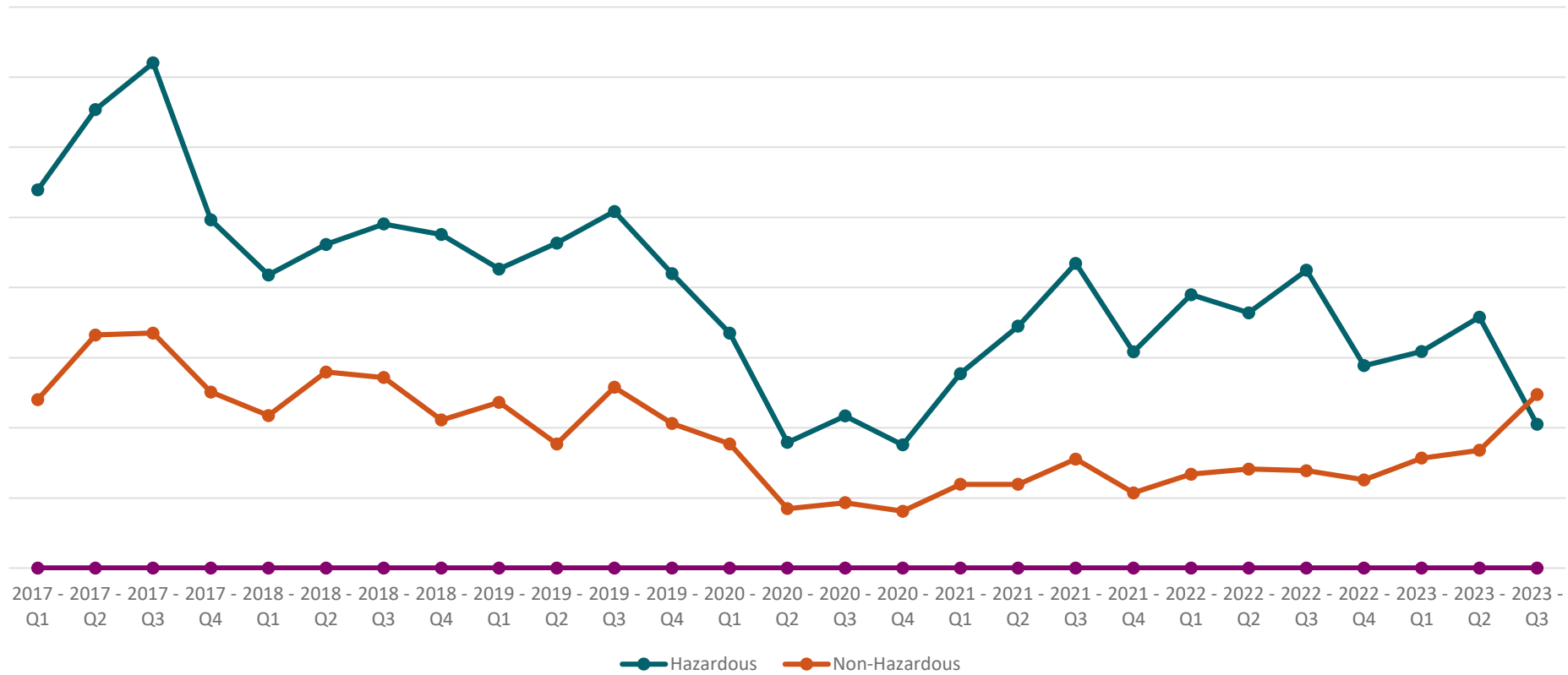


Warnings by the Quarter, City-Wide 2021 – Present

| MPD DEPARTMENT WIDE WARNINGS | | | | | | | | | | | | | | | |
|------------------------------|-------------|-------|-------|-------------|-------|-------|-------------|-------|-------|-------------|-------|------|--------|-------|-------|
| HAZARDOUS WARNINGS | 1st QUARTER | | | 2nd QUARTER | | | 3rd QUARTER | | | 4th QUARTER | | | TOTALS | | |
| | 2021 | 2022 | 2023 | 2021 | 2022 | 2023 | 2021 | 2022 | 2023 | 2021 | 2022 | 2023 | 2021 | 2022 | 2023 |
| OMVWI (A) | 0 | 0 | 0 | 0 | 0 | 0 | 0 | 0 | 0 | 0 | 0 | 0 | 0 | 0 | 0 |
| OMVWI (B) | 0 | 0 | 0 | 0 | 0 | 0 | 0 | 0 | 0 | 0 | 0 | 0 | 0 | 0 | 0 |
| RECKLESS | 1 | 13 | 18 | 4 | 27 | 18 | 3 | 30 | 30 | 8 | 23 | 0 | 16 | 93 | 66 |
| SPEEDING | 384 | 669 | 437 | 1134 | 557 | 489 | 923 | 945 | 619 | 502 | 457 | 0 | 2943 | 2628 | 1545 |
| STOP & GO | 5 | 13 | 11 | 3 | 3 | 2 | 6 | 3 | 1 | 3 | 4 | 0 | 17 | 23 | 14 |
| ARTERIAL | 81 | 49 | 122 | 62 | 65 | 99 | 62 | 79 | 96 | 35 | 56 | 0 | 240 | 249 | 317 |
| PASS/TURNING MVMТ | 5 | 10 | 29 | 12 | 23 | 31 | 27 | 12 | 41 | 15 | 22 | 0 | 59 | 67 | 101 |
| DEVIATING | 18 | 19 | 43 | 12 | 26 | 40 | 22 | 31 | 30 | 16 | 19 | 0 | 68 | 95 | 113 |
| WRONG WAY | 50 | 75 | 92 | 69 | 78 | 104 | 92 | 157 | 145 | 85 | 98 | 0 | 296 | 408 | 341 |
| ALL OTHERS | 5 | 8 | 12 | 8 | 12 | 12 | 12 | 4 | 11 | 9 | 15 | 0 | 34 | 39 | 35 |
| RIGHT OF WAY (M.V.) | 19 | 19 | 20 | 9 | 13 | 15 | 22 | 25 | 21 | 22 | 12 | 0 | 72 | 69 | 56 |
| RIGHT OF WAY (PED.) | 3 | 8 | 7 | 13 | 13 | 22 | 17 | 27 | 16 | 5 | 13 | 0 | 38 | 61 | 45 |
| FAILURE TO CONTROL | 31 | 6 | 3 | 0 | 0 | 0 | 1 | 0 | 2 | 3 | 1 | 0 | 35 | 7 | 5 |
| FOLLOW TOO CLOSE | 0 | 0 | 0 | 0 | 0 | 0 | 0 | 0 | 0 | 0 | 0 | 0 | 0 | 0 | 0 |
| INATTENTIVE | 8 | 5 | 8 | 10 | 7 | 14 | 8 | 6 | 11 | 7 | 9 | 0 | 33 | 27 | 33 |
| UNSAFE BACKING | 2 | 0 | 3 | 0 | 0 | 1 | 0 | 0 | 1 | 0 | 0 | 0 | 2 | 0 | 5 |
| DIRECTIONAL SIGNAL | 0 | 0 | 0 | 0 | 0 | 0 | 0 | 1 | 0 | 0 | 0 | 0 | 0 | 1 | 0 |
| BIKE/PED | 0 | 0 | 1 | 0 | 0 | 2 | 0 | 1 | 1 | 0 | 1 | 0 | 0 | 2 | 4 |
| TOTAL HAZARDOUS | 612 | 894 | 806 | 1,336 | 824 | 849 | 1,195 | 1,321 | 1,025 | 710 | 730 | 0 | 3,853 | 3,769 | 2,680 |
| | | | | | | | | | | | | | | | |
| NON-HAZARDOUS WARNINGS | 1st QUARTER | | | 2nd QUARTER | | | 3rd QUARTER | | | 4th QUARTER | | | TOTALS | | |
| | 2021 | 2022 | 2023 | 2021 | 2022 | 2023 | 2021 | 2022 | 2023 | 2021 | 2022 | 2023 | 2021 | 2022 | 2023 |
| DL/VEH REG | 311 | 699 | 831 | 352 | 630 | 896 | 746 | 731 | 1077 | 552 | 576 | 0 | 1961 | 2636 | 2804 |
| VEH EQUIP | 82 | 116 | 189 | 76 | 128 | 147 | 128 | 88 | 157 | 94 | 167 | 0 | 380 | 499 | 493 |
| ALL OTHERS | 0 | 2 | 2 | 6 | 3 | 3 | 2 | 1 | 3 | 4 | 3 | 0 | 12 | 9 | 8 |
| HIT AND RUN | 0 | 5 | 7 | 2 | 2 | 4 | 0 | 0 | 0 | 3 | 1 | 0 | 5 | 8 | 11 |
| TOTAL NON-HAZ | 393 | 822 | 1,029 | 436 | 763 | 1,050 | 876 | 820 | 1,237 | 653 | 747 | 0 | 2,358 | 3,152 | 3,316 |
| | | | | | | | | | | | | | | | |
| TOTAL WARNINGS | 1st QUARTER | | | 2nd QUARTER | | | 3rd QUARTER | | | 4th QUARTER | | | TOTALS | | |
| | 2021 | 2022 | 2023 | 2021 | 2022 | 2023 | 2021 | 2022 | 2023 | 2021 | 2022 | 2023 | 2021 | 2022 | 2023 |
| | 1,005 | 1,716 | 1,835 | 1,772 | 1,587 | 1,899 | 2,071 | 2,141 | 2,262 | 1,363 | 1,477 | 0 | 6,211 | 6,921 | 5,996 |



Hazardous vs Non-Hazardous Citations City-Wide (2017 – 2023)





Hazardous Citations, Non-Hazardous Citations and Warnings 2017-2023

| | 2017 - Q1 | 2017 - Q2 | 2017 - Q3 | 2017 - Q4 | 2018 - Q1 | 2018 - Q2 | 2018 - Q3 | 2018 - Q4 | 2019 - Q1 | 2019 - Q2 | 2019 - Q3 | 2019 - Q4 | 2020 - Q1 | 2020 - Q2 | 2020 - Q3 | 2020 - Q4 | 2021 - Q1 | 2021 - Q2 | 2021 - Q3 | 2021 - Q4 | 2022 - Q1 | 2022 - Q2 | 2022 - Q4 | 2023 - Q1 | 2023 - Q3 |
|---------------------|-----------|-----------|-----------|-----------|-----------|-----------|-----------|-----------|-----------|-----------|-----------|-----------|-----------|-----------|-----------|-----------|-----------|-----------|-----------|-----------|-----------|-----------|-----------|-----------|-----------|
| Hazardous Citations | 2,696 | 3,269 | 3,602 | 2,483 | 2,090 | 2,308 | 2,453 | 2,378 | 2,132 | 2,317 | 2,543 | 2,098 | 1,674 | 896 | 1,085 | 878 | 1,386 | 1,724 | 2,173 | 1,541 | 1,949 | 1,820 | 1,443 | 1,544 | 2,249 |
| Non-Haz Citations | 1,201 | 1,662 | 1,675 | 1,255 | 1,087 | 1,398 | 1,358 | 1,056 | 1,182 | 885 | 1,289 | 1,031 | 885 | 423 | 466 | 405 | 597 | 597 | 777 | 536 | 669 | 706 | 629 | 784 | 857 |
| Warnings | 1,789 | 2,041 | 2,434 | 2,032 | 1,990 | 2,352 | 2,271 | 2,411 | 2,898 | 2,886 | 2,501 | 2,282 | 2,060 | 498 | 563 | 650 | 1,005 | 1,772 | 2,071 | 2,077 | 1,716 | 1,587 | 1,477 | 1,835 | 2,262 |
| Total | 5,686 | 6,972 | 7,711 | 5,770 | 5,167 | 6,058 | 6,082 | 5,845 | 6,212 | 6,088 | 6,333 | 5,411 | 4,619 | 1,817 | 2,114 | 1,933 | 2,988 | 4,093 | 5,021 | 4,154 | 4,334 | 4,113 | 3,549 | 4,163 | 5,368 |



Traffic Grants

- The Madison Police Department, in partnership with the Dane County Sheriff's Office, conduct extra patrols that, depending on the time of year, and focus on enforcing Wisconsin's alcohol, seatbelt, and speed laws.
- These additional enforcement efforts are made possible through traffic overtime grants provided by the Wisconsin Department of Transportation.
- The goal of these extra patrols is not only to enhance public safety, but to prevent needless tragedies.
- Traffic grant activity is not confined to just the High Injury Network. Because MPD collaborates with the DCSO on alcohol, seatbelt and speed grants, grant activity must be held on city streets that are also county highways (shared roadways).



Traffic Grants

- All alcohol grant activity must take place after 6:00 p.m. on Friday and Saturday
- 50% of seatbelt grant activity must take place after 6:00 p.m.
- In addition to the grants, the Madison Police Department participates in the Wisconsin Department of Transportation's "Drive Sober or Get Pulled Over" and "Click It or Ticket" campaigns.
- The City of Madison also manages our own Pedestrian/Bike grants that are funded by the State of Wisconsin DOT.



2023 – Q3 Grant Activity

- Q3 Deployments
 - 21 Impaired Driving
 - 27 Speeding
 - 7 Seatbelt
 - 7 Pedestrian/Bike Safety
- Q3 Enforcement Efforts
 - 300 Impaired Driving Grant Citations
 - 344 Speeding Grant Citations
 - 85 Seatbelt Grant Citations
 - 254 Pedestrian/Bike Grant Citations





Grant Activity by the Numbers

| 2023 Grant Funded Enforcements Quarterly Totals | | | | | | |
|---|-------------------|-------------------------|------------------------------|--------|--|-----------|
| Alcohol (OWI) Enforcement Grant | | | | | | |
| | *Citations Issued | Written Warnings Issued | Total | Grants | | YTD Total |
| January to March | 116 | 211 | 327 | 13 | | |
| April to June | 146 | 182 | 328 | 17 | | |
| July to September | 300 | 376 | 676 | 21 | | |
| October to December | | | | | | 1331 |
| Speed Enforcement Grant | | | | | | |
| | *Citations Issued | Written Warnings Issued | Total | Grants | | YTD Total |
| January to March | | | | | | |
| April to June | 127 | 148 | 275 | 9 | | |
| July to September | 344 | 521 | 865 | 27 | | |
| October to December | | | | | | 1140 |
| Seat Belt Enforcement Grant | | | | | | |
| | *Citations Issued | Written Warnings Issued | Total | Grants | | YTD Total |
| January to March | 80 | 92 | 172 | 8 | | |
| April to June | 96 | 107 | 203 | 6 | | |
| July to September | 85 | 115 | 200 | 7 | | |
| October to December | | | 0 | | | 575 |
| Pedestrian/Bicycle Safety Enforcement Grant | | | | | | |
| | *Citations Issued | Written Warnings Issued | Total | Grants | | YTD Total |
| January to March | | | | | | |
| April to June | 74 | 68 | 142 | 6 | | |
| July to September | 254 | 351 | 605 | 7 | | |
| October to December | | | | | | 747 |
| | | | Total Grant Citations | | | |
| | | | 3793 | | | |



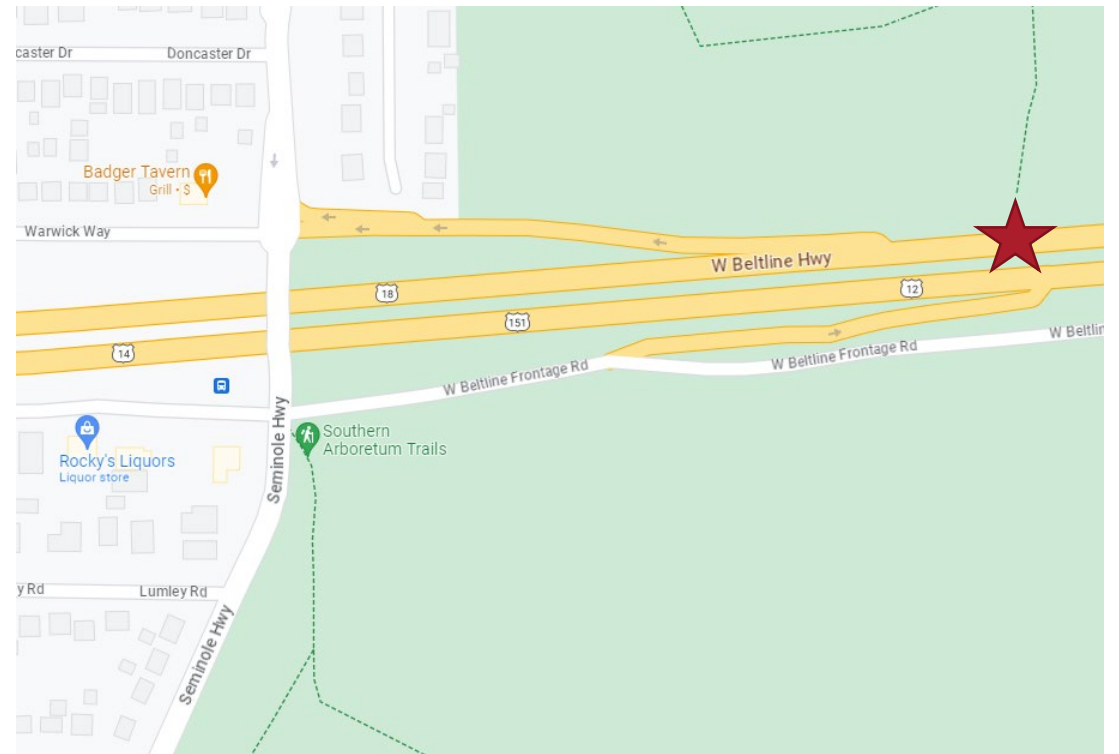
Fatality Crashes

- Since January 1, 2023, the City of Madison has had a total of 13 crashes that have resulted in 14 fatalities.
- In the 3rd quarter of 2023, there were 8 traffic-related fatalities.
- The following slides summarize those 3rd quarter crashes.



Fatal Crash Summary

- #23-307662
- Date: 07/18/2023
- Time: 6:35 a.m.
- Location: US Hwy 12&18/Seminole Hwy
- Type: Motorcycle vs. MV
- Summary: The driver of the motorcycle drove northbound on Seminole Hwy, turned right onto the westbound Seminole Hwy exit ramp and drove the wrong way down the ramp. The driver of the motorcycle then travelled eastbound in the westbound traffic lanes, colliding head-on with an SUV. The driver of the SUV sustained only very minor injuries from the airbag. The driver of the motorcycle was pronounced deceased on scene.
- Causative Factors: Speeding, Intentional Act





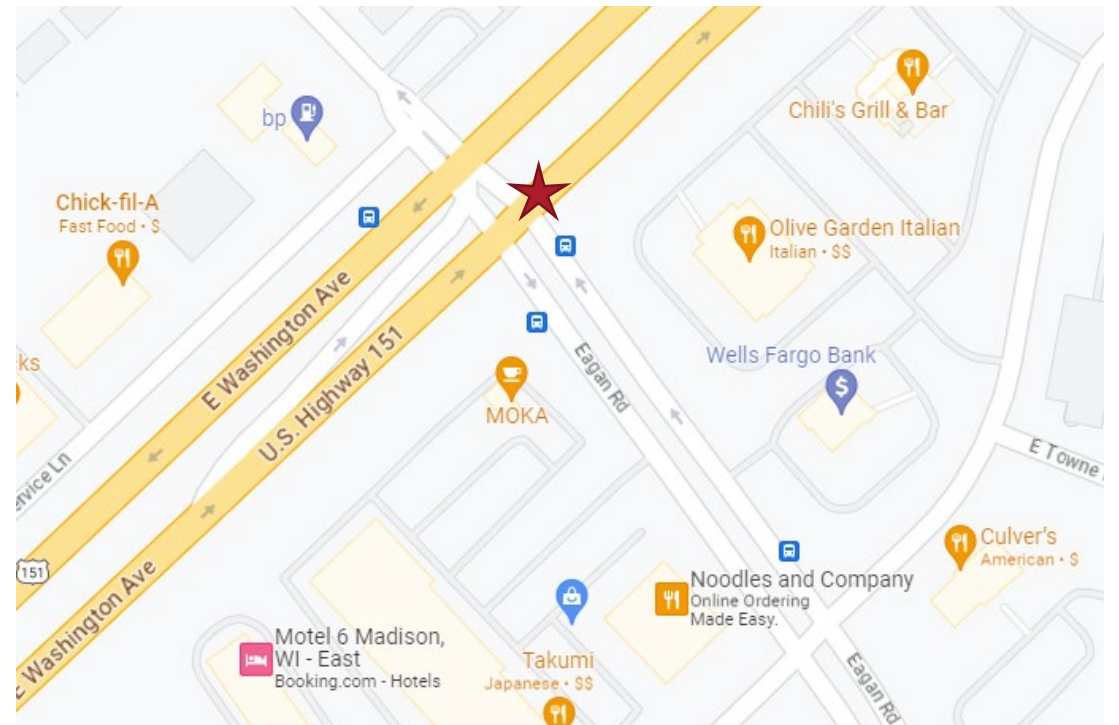
#23-307662

- Motorcyclist's Gender: Male
- Race: White
- Age: 71 years old
- Protective Gear: None
- Motorcyclist's Actions: Suicide, Driving into oncoming traffic on the WB Beltline after entering the Beltline via the Seminole Hwy EXIT lane
- Weather: Clear, Dry
- Alcohol/Drugs: Tests given (Blood, Results not yet received)



Fatal Crash Summary

- #23-314191
- Date: 07/21/2023
- Time: 9:06 p.m.
- Location: East Washington Avenue/Eagan Road
- Type: Motorcycle vs. Pedestrian
- Summary: The driver of the motorcycle was driving eastbound on East Washington Avenue at a high rate of speed. A pedestrian was walking northbound and crossing East Washington Avenue against the walk light. Just before the pedestrian got to the middle median, he was struck by the motorcycle. The motorcycle did have a green light. Both the motorcyclist and the pedestrian were pronounced deceased on scene.
- Causative Factors: Speeding (Motorcyclist), Failure to Yield (Pedestrian)





#23-314191

- Motorcyclist's Gender: Male
- Race: Hispanic
- Age: 21 years old
- Protective Gear: Helmet
- Motorcyclist's Actions: Speeding, Going Straight
- Weather: Clear, Dry
- Alcohol/Drugs: Tests given (Blood; Results not yet received)



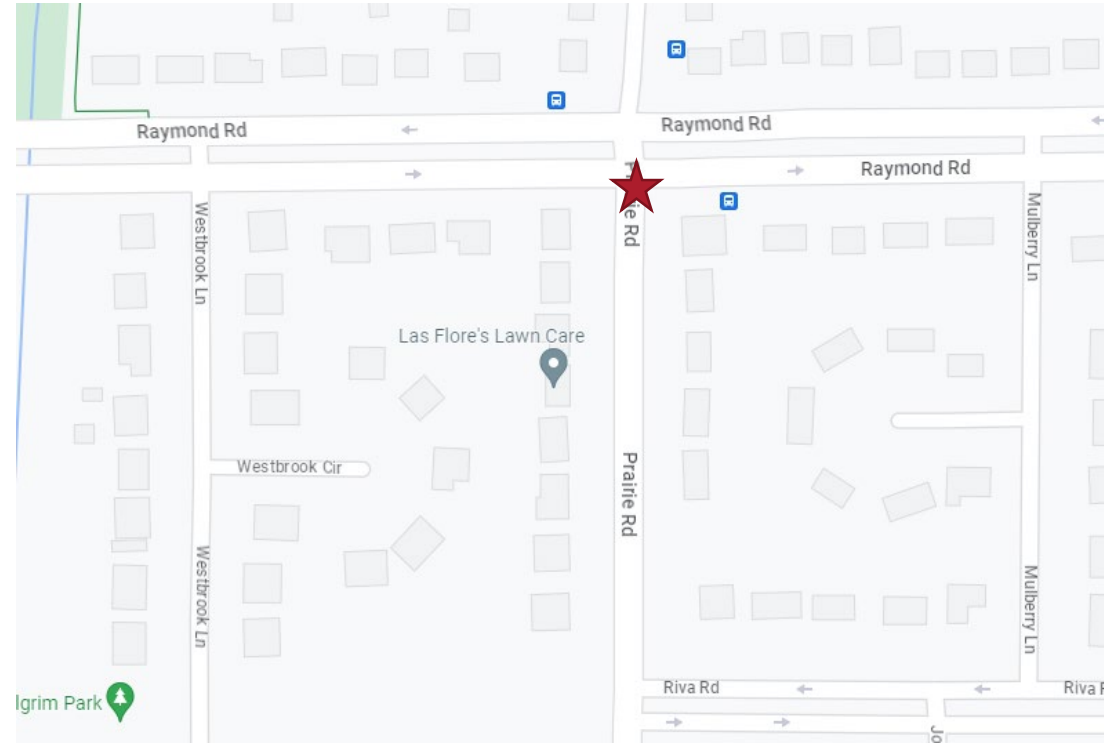
#23-314191

- Pedestrian's Gender: Male
- Race: White
- Age: 69 years old
- Protective Gear: N/A
- Pedestrian's Actions: Crossing the roadway
- Weather: Clear, Dry
- Alcohol/Drugs: Tests not given



Fatal Crash Summary

- #23-331934
- Date: 08/01/2023
- Time: 1:41 p.m.
- Location: Raymond Road/Prairie Road
- Type: MV vs. Pedestrian
- Summary: The driver of a DHL delivery truck was traveling northbound on Prairie Road. The driver stopped at the red signal at Prairie Road and Raymond Road. The pedestrian was walking westbound on Raymond, crossing Prairie Road in front of the truck. The driver took a right turn onto Raymond Road, hitting the pedestrian who was in the crosswalk in front of the truck. The victim was pronounced deceased several hours later at the hospital.
- Causative Factors: Inattentive Driving, Failure to Yield





#23-331934

- Suspect's Gender: Male
- Race: White
- Age: 23 years old
- Protective Gear: Shoulder & Lap Belt
- Suspect's Actions: Making a right turn, entering traffic from a stopped position (at stop sign)
- Weather: Clear, Dry
- Alcohol/Drugs: Tests given (Blood, Results not yet received)



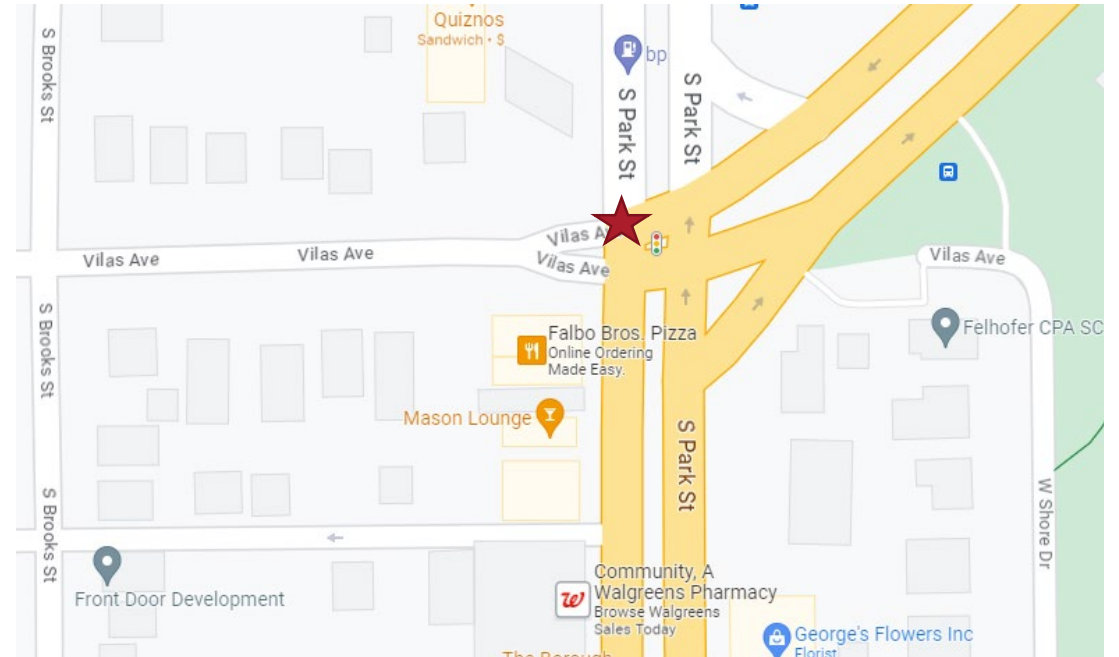
#23-331934

- Victim's Gender: Female
- Race: White
- Age: 79 years old
- Protective Gear: N/A
- Victim's Actions: Crossing the street in front of the Suspect's vehicle
- Weather: Clear, Dry
- Alcohol/Drugs: Tests not given



Fatal Crash Summary

- #23-345301
- Date: 08/09/2023
- Time: 9:07 p.m.
- Location: Park Street/Vilas Avenue/West Washington Avenue
- Type: MV vs. MV
- Summary: The suspect driver was traveling southbound on Park Street at a high rate of speed. The victim driver, who had been traveling northbound on Park Street, made a left turn onto Vilas Avenue. The suspect vehicle collided with the victim vehicle. The victim was pronounced deceased at the hospital.
- Causative Factors: Speeding, Impaired Driving (suspected)





#23-345301

- Suspect's Gender: Male
- Race: Asian
- Age: 26 years old
- Protective Gear: Shoulder & Lap Belt
- Suspect's Actions: Speeding, Going Straight
- Weather: Clear, Dry
- Alcohol/Drugs: Tests given (Blood; Results not yet received)



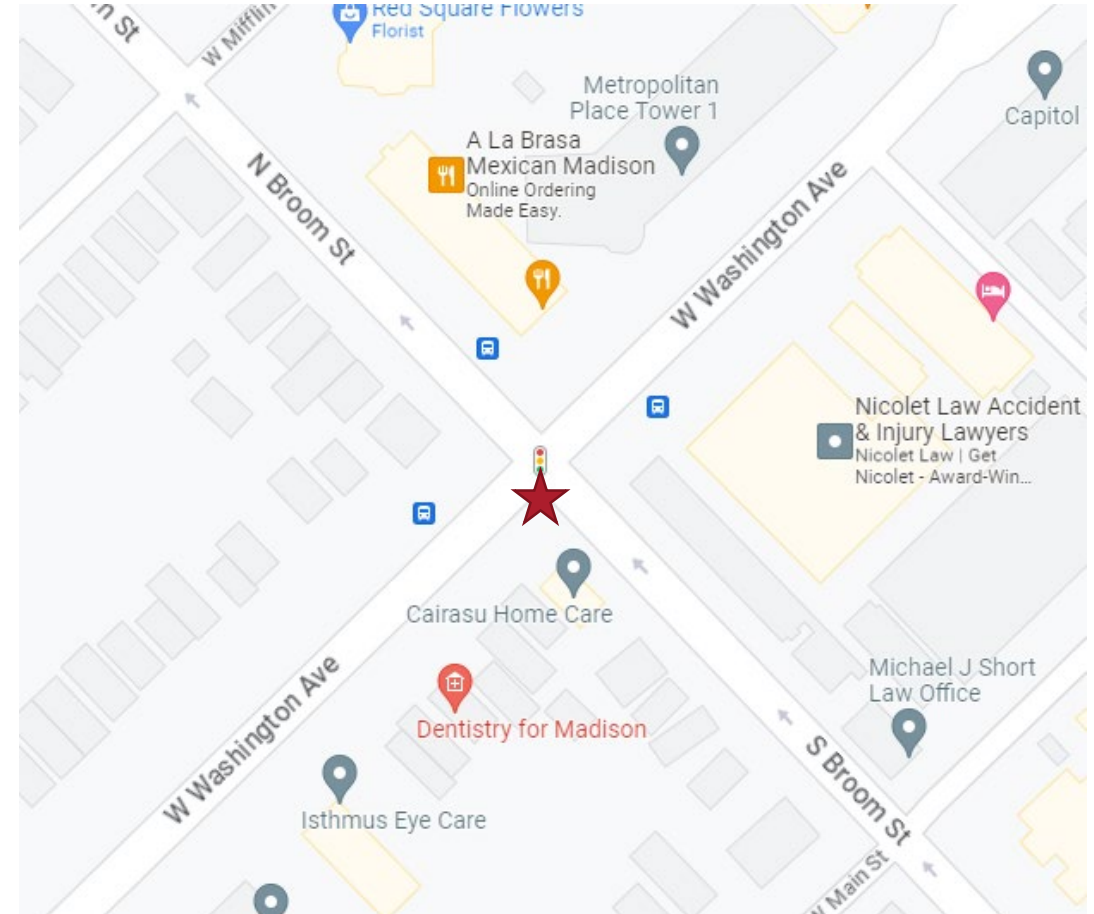
#23-345301

- Victim's Gender: Male
- Race: White
- Age: 84 years old
- Protective Gear: Shoulder & Lap Belt
- Victim's Actions: Making a Left Turn (from Park St. onto Vilas Ave.)
- Weather: Clear, Dry
- Alcohol/Drugs: Tests not given



Fatal Crash Summary

- #23-345495
- Date: 08/10/2023
- Time: 12:25 a.m.
- Location: W. Washington Avenue/S. Broom Street
- Type: MV vs. Light Pole
- Summary: The driver of the vehicle was traveling eastbound on West Washington Avenue. Per eyewitnesses, the vehicle was traveling at an extremely high rate of speed, swerved into the opposite lane, nearly striking an oncoming vehicle traveling in that lane. The driver then “over-corrected” and the vehicle crashed into a light pole, causing the vehicle to split. The driver was pronounced deceased on scene. The two passengers suffered non-life threatening injuries.
- Causative Factors: Speeding, Reckless Driving, Impaired Driving (suspected)





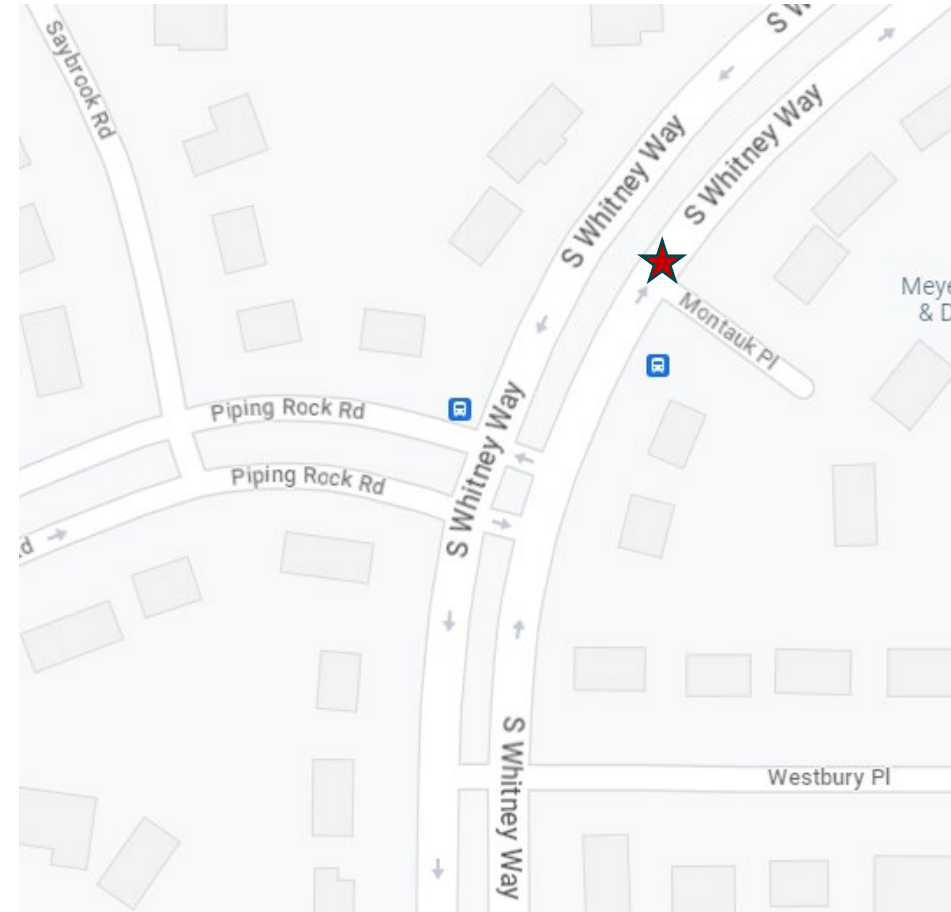
#23-345495

- Suspect Gender: Male
- Race: Black
- Age: 32 years old
- Protective Gear: Unknown
- Suspect's Actions: Speeding (est. 80 mph), Aggressive/Erratic Driving
- Weather: Clear, Dry
- Alcohol/Drugs: Tests not given



Fatal Crash Summary

- #23-404753
- Date: 09/16/2023
- Time: 7:32 p.m.
- Location: S. Whitney Way/Montauk Place
- Type: Motorcycle (single vehicle crash)
- Summary: The driver of the motorcycle, per eyewitnesses, was traveling northbound on Whitney Way at an extremely high rate of speed prior to the crash. One witness reported seeing the motorcycle flip. Another reported that he saw the motorcycle hit a curb and then saw the driver “fly off” of the motorcycle and land in the median. The victim was pronounced deceased at the hospital.
- Causative Factors: Speeding, Reckless Driving





#23-404753

- Motorcyclist's Gender: Male
- Race: White
- Age: 30 years old
- Protective Gear: None
- Motorcyclist's Actions: Speeding, Negotiating a Curve
- Weather: Clear, Dry
- Alcohol/Drugs: Tests not given



Fatal Crash Summary

- #23-409425
- Date: 09/19/2023
- Time: 9:50 p.m.
- Location: Highway 30 (mile marker 2.2)
- Type: Motorcycle (single vehicle crash)
- Summary: The driver of the vehicle was traveling eastbound on Highway 30. Per eyewitnesses, the motorcycle, which was traveling in a group of 8-10 motorcycles, was traveling at a very high rate of speed. A witness traveling behind the group observed one of the motorcycles “wobbling” and saw “sparks”. As she got closer to the area from which she saw the sparks, she saw the motorcyclist lying in the middle of the road. Another witness observed the motorcycle “shaking severely back and forth” (which caused the driver to lose control) before it slammed onto the ground. The victim was pronounced deceased on scene.
- Causative Factors: Speeding, Reckless Driving





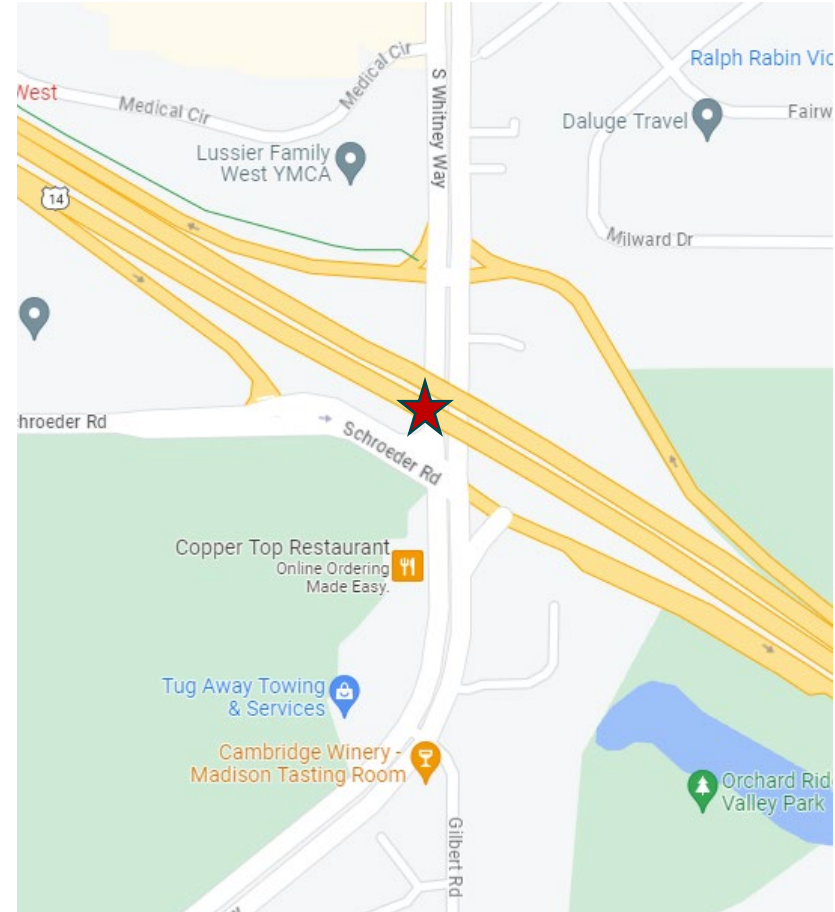
#23-409425

- Motorcyclist's Gender: Male
- Race: Hispanic
- Age: 22 years old
- Protective Gear: Helmet
- Motorcyclist's Actions: Speeding (est. 130mph – 150mph), Aggressive/Erratic Driving
- Weather: Clear, Dry
- Alcohol/Drugs: Tests not given



Fatal Crash Summary

- #23-424766
- Date: 09/29/2023
- Time: 11:11 p.m.
- Location: W. Beltline Hwy/S. Whitney Way
- Type: MV vs. Pedestrian
- Summary: The driver of the involved vehicle was traveling eastbound on the Beltline Hwy, near the Whitney Way exit when she struck a person walking in traffic. Pedestrian was pronounced deceased on scene.
- Causative Factors: Pedestrian was reported to be suicidal prior to the incident. All indications are that the person struck intentionally walked in front of the car that hit him with the intention of committing suicide.





#23-424766

- Driver's Gender: Female
- Race: White
- Age: 20 years old
- Protective Gear: Shoulder & Lap Belt
- Driver's Actions: Going Straight (driving eastbound on the Beltline)
- Weather: Clear, Dry
- Alcohol/Drugs: Tests given (Blood; Results yet to be received)



#23-424766

- Pedestrian's Gender: Male
- Race: Black
- Age: 58 years old
- Protective Gear: N/A
- Pedestrian's Actions: Walked into Traffic in front of a vehicle
- Weather: Clear, Dry
- Alcohol/Drugs: Tests not given



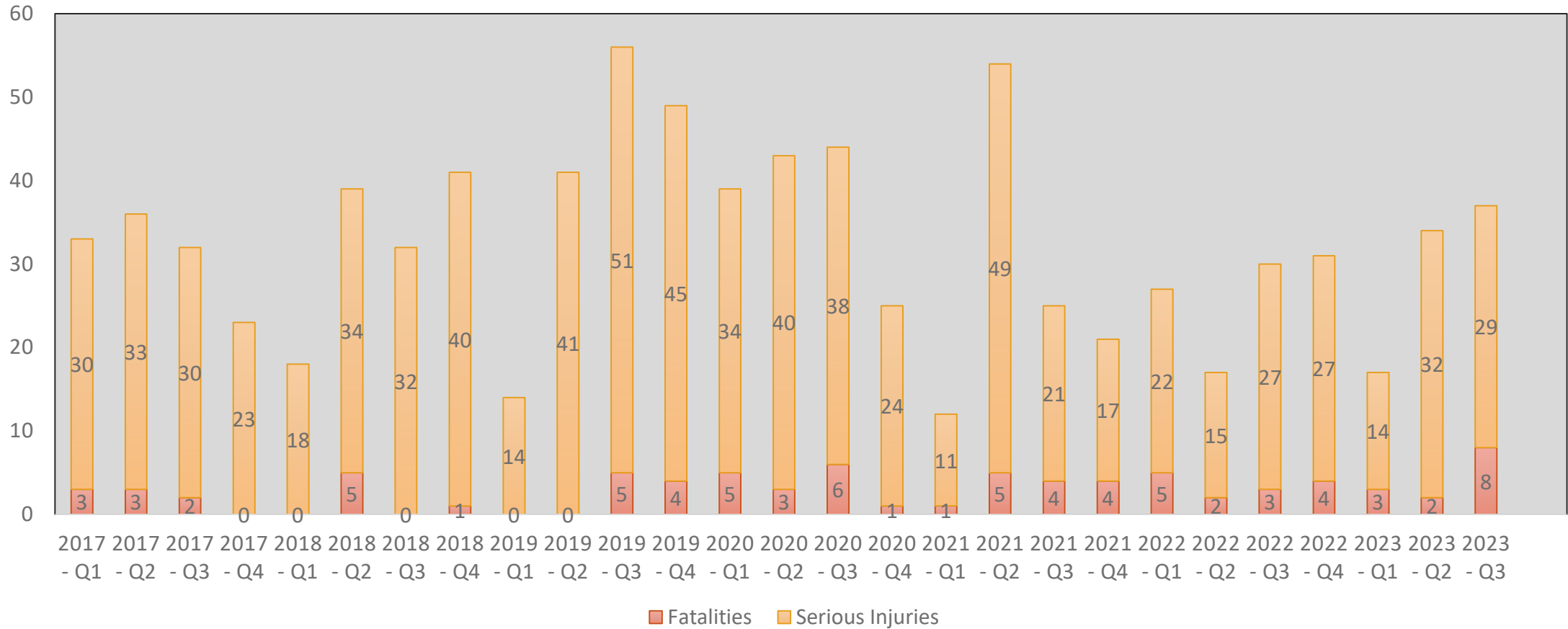
Fatal Crashes 2007 – September 30, 2023

Fatalities



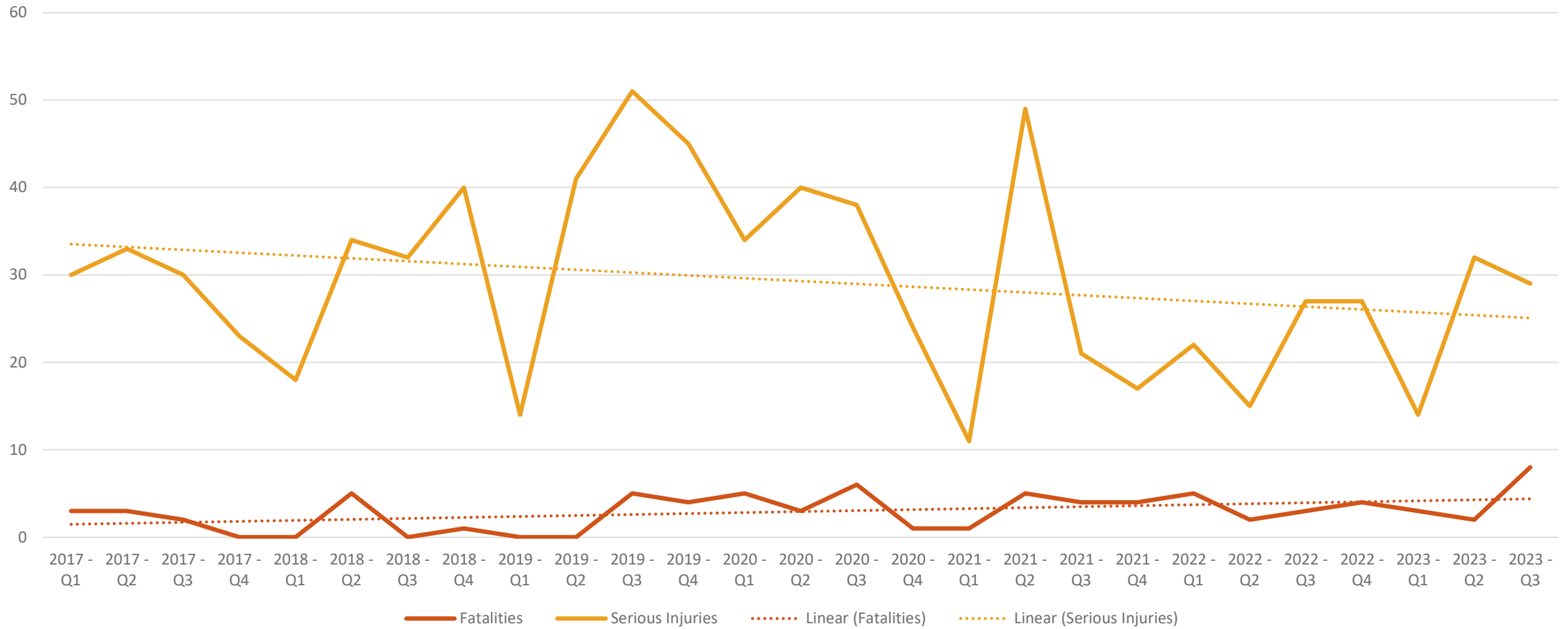


Serious Injury and Fatal Crashes





Serious Injury and Fatal Crashes



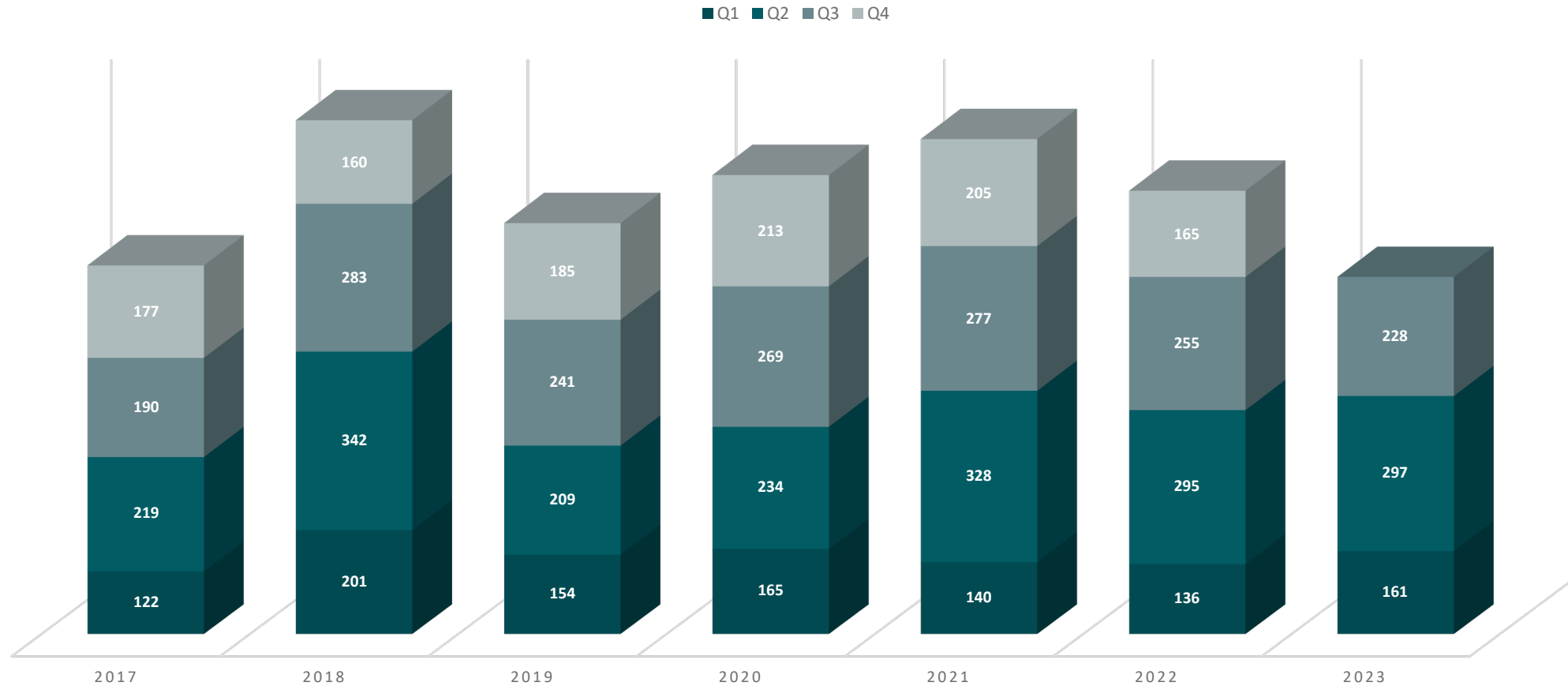


School Zone Safety

- The City of Madison Police Department's Traffic Enforcement and Safety Team (TEST) will continue to make school safety a priority in 2023.
- Every Tuesday, Wednesday, and Thursday, TEST officers begin their day at specific schools listed on the school rotation calendar.
- On Mondays and Fridays TEST officers focus on issues in their respective districts. However, TEST officers also respond to schools and school zone complaints in their respective districts as a part of their morning routine.
- In addition to providing a high-visibility presence to deter unsafe driving and enforcing school zone violations they observe, TEST officers work with the schools, bus drivers, and crossing guards to address specific, chronic issues.
- TEST members work closely with Traffic Engineering if and when signage is needed to improve school zone safety.



Traffic Complaints 2017-2022 City-Wide





Traffic Complaints by the Numbers 2021-2023 City-Wide

Citizen Traffic Complaint Totals

| TRAFFIC COMPLAINTS | 1st Quarter | | | 2nd Quarter | | | 3rd Quarter | | | 4th Quarter | | | TOTALS | | |
|------------------------|-------------|------|------|-------------|------|------|-------------|------|------|-------------|------|------|--------|------|------|
| | 2021 | 2022 | 2023 | 2021 | 2022 | 2023 | 2021 | 2022 | 2023 | 2021 | 2022 | 2023 | 2021 | 2022 | 2023 |
| CITYWIDE | 138 | 136 | 161 | 328 | 295 | 297 | 277 | 255 | 228 | 205 | 165 | 0 | 948 | 851 | 686 |
| LETTERS | ** 47 | 59 | 71 | ** 94 | 117 | 122 | **89 | 92 | 79 | 74 | 80 | 0 | 74 | 348 | 272 |
| RECORDED* | 60 | 50 | 61 | 155 | 124 | 126 | 132 | 116 | 90 | 79 | 53 | 0 | 426 | 343 | 277 |
| COMPLAINTS BY DISTRICT | 1st Quarter | | | 2nd Quarter | | | 3rd Quarter | | | 4th Quarter | | | TOTALS | | |
| | 2021 | 2022 | 2023 | 2021 | 2022 | 2023 | 2021 | 2022 | 2023 | 2021 | 2022 | 2023 | 2021 | 2022 | 2023 |
| CENTRAL | 23 | 14 | 21 | 37 | 34 | 31 | 29 | 23 | 19 | 25 | 19 | 0 | 114 | 90 | 71 |
| EAST | 38 | 21 | 35 | 81 | 57 | 50 | 77 | 60 | 25 | 47 | 23 | 0 | 243 | 161 | 110 |
| MIDTOWN | 26 | 47 | 62 | 80 | 74 | 95 | 73 | 77 | 78 | 69 | 65 | 0 | 248 | 263 | 235 |
| NORTH | 27 | 26 | 18 | 66 | 55 | 34 | 53 | 25 | 32 | 28 | 20 | 0 | 174 | 126 | 84 |
| SOUTH | 7 | 6 | 21 | 18 | 28 | 25 | 16 | 29 | 11 | 9 | 9 | 0 | 50 | 72 | 57 |
| WEST | 17 | 20 | 23 | 41 | 44 | 55 | 27 | 36 | 49 | 25 | 24 | 0 | 110 | 124 | 127 |

* Calls under "Recorded" are kept in a database for each district to view complaint areas. These calls are general traffic complaints for certain streets. General complaints are also forwarded to each district as they come in.

Citizen Traffic complaints are received via Speeder's Hotline (608) 266-4822 and/or via the Report a Problem Traffic Enforcement web form at <https://www.cityofmadison.com/reportaproblem/traffickenforcement.cfm>