

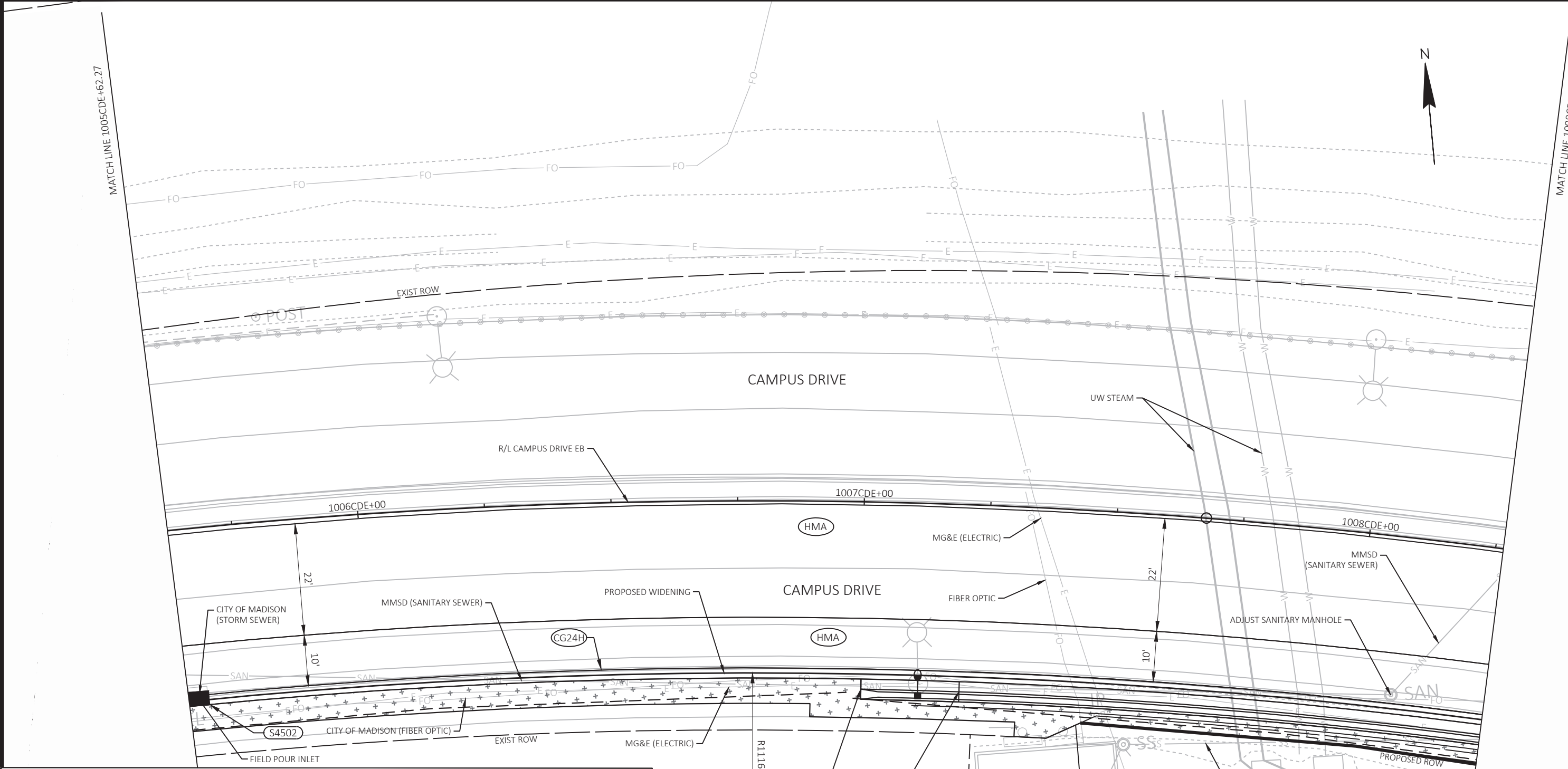
MARK	REVISION	DATE	BY
60631225P	Designed By: AECOM	Date: 2022-10-26	
			Scale: 1 IN=20 FT

60631225P
 CITY OF MADISON, DANE COUNTY, WI
 CONTRACT NO: 60631225C

SITE PLAN: CAMPUS DRIVE
 BUS RAPID TRANSIT
 CITY OF MADISON

60631225P
 P17-WB

FILE NAME: C:\P\WORKING\AECOM_DS20_NA_2019\ANDREW.TIMCO@AECOM.COM\DM586348\050221B-PN.DWG
 LAST PLOT DATE: 2022-10-26
 LAYOUT NAME: 70



SITE PLAN LEGEND

	REINFORCED CONCRETE PLATFORM TYPE X		CONCRETE DRIVEWAY 7-INCH
	CONCRETE PLATFORM RAMP (SLOPED WALKWAY)		CONCRETE GUTTER 12-INCH OR 24-INCH (PAVED INTEGRAL TO LANE)
	CONCRETE PAVEMENT X-INCH, SEE GENERAL NOTES FOR STRUCTURE		CONCRETE CURB & GUTTER INTEGRAL 30-INCH TYPE D
	X-INCH HMA PAVEMENT, SEE GENERAL NOTES FOR STRUCTURE		CONCRETE CURB & GUTTER INTEGRAL 24-INCH OR 30-INCH TYPE J (MOUNTABLE)
	CONCRETE PAVEMENT X-INCH, COLORING CONCRETE WISDOT RED		CONCRETE CURB & GUTTER XX-INCH TYPE X
	CONCRETE SIDEWALK 5-INCH		CONCRETE CURB PEDESTRIAN
	CONCRETE SIDEWALK 7-INCH		CONCRETE CURB EXTENSION 6-INCH OR 24-INCH
	TOPSOIL, SEEDING & EROSION MAT URBAN CLASS I TYPE A		CONCRETE CURB & GUTTER 24-INCH TYPE H SPECIAL
	CURB RAMP DETECTABLE WARNING FIELD NATURAL PATINA		CONCRETE CURB & GUTTER INTEGRAL 18-INCH OR 24-INCH SPECIAL
	CLEAR AREA		BIKE RACK (MOUNTED TO CONCRETE)
	LOCAL ROUTE BOARDING AREA		SEE STORM SEWER SCHEDULE
	CONCRETE SIDEWALK X-INCH, STAMPING COLORED CONCRETE		
	TREES		
	TREE PROTECTION		

← PLANT SYMBOL
 ← QUANTITY

BEGIN SLOPED CONCRETE BARRIER END TREATMENT STA. 1007CDE+00 SEE CONSTRUCTION DETAILS

END SLOPED CONCRETE BARRIER END TREATMENT STA. 1007CDE+20 BEGIN PROPOSED CONCRETE BARRIER TYPE S36C SEE CONSTRUCTION DETAILS

STATION	RIGHT OUTSIDE LANE CROSS SLOPE
1006+00.00	-3.59%
1007+00.00	-3.34%
1008+00.00	-3.17%

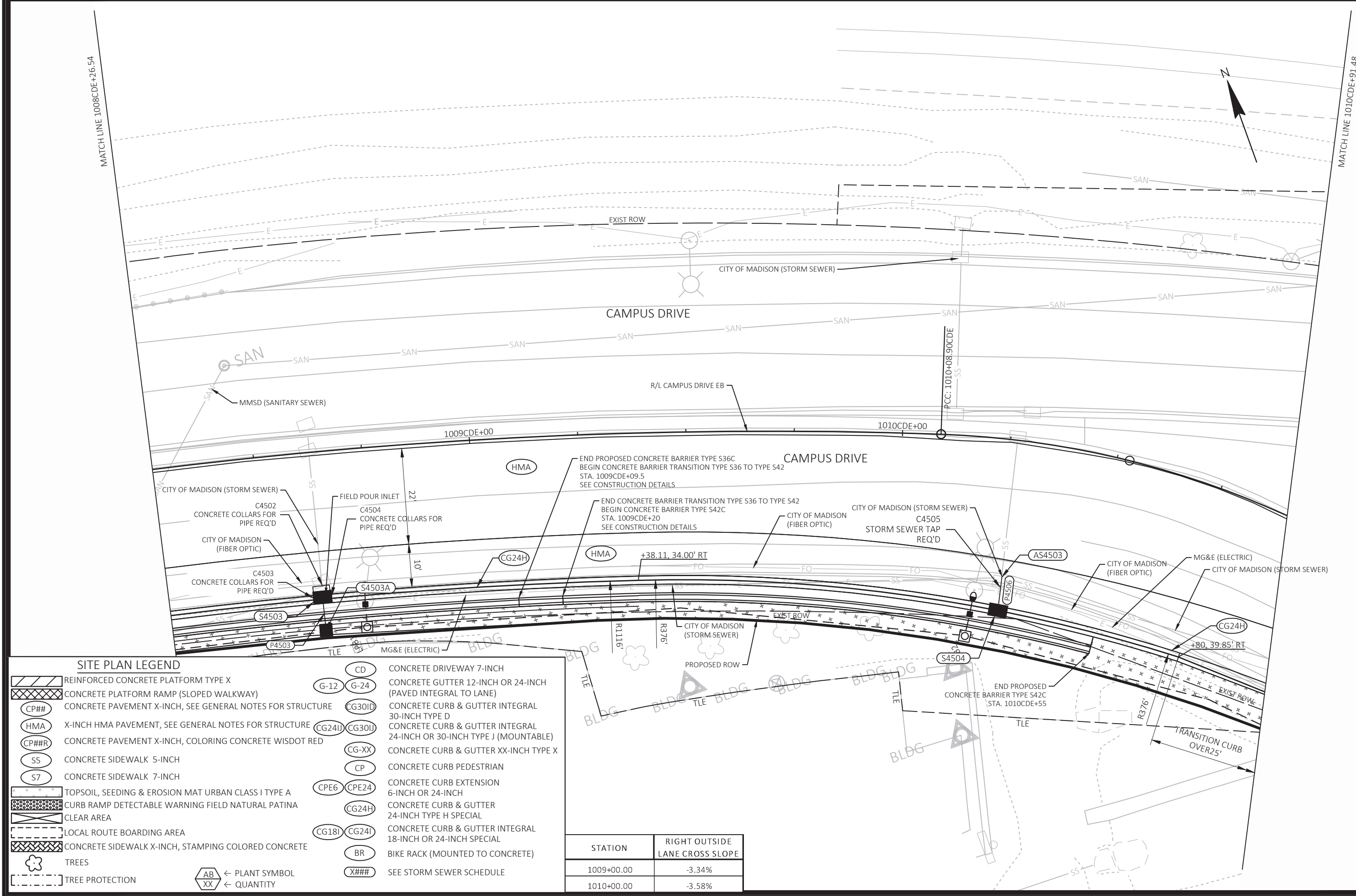
MARK	REVISION	DATE	BY
60631225P	2022-10-26	2022-10-26	60631225P

60631225P
 CITY OF MADISON, DANE COUNTY, WI
 CONTRACT NO: 60631225C

SITE PLAN: CAMPUS DRIVE
 BUS RAPID TRANSIT
 CITY OF MADISON

60631225P
 P17-WC

FILE NAME: C:\P\WORKING\AECOM... LAST PLOT DATE: 2022-10-26

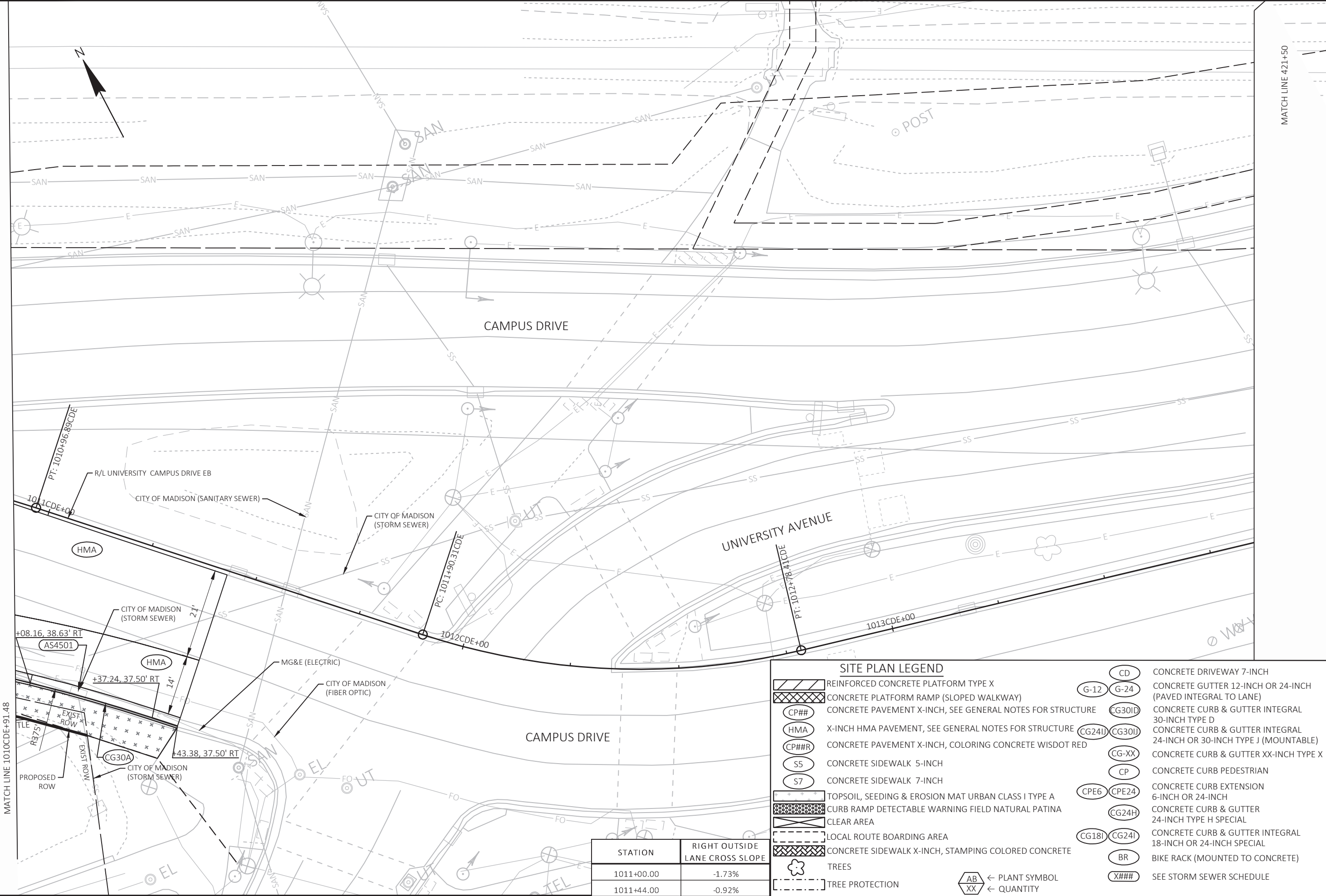


SITE PLAN LEGEND

	REINFORCED CONCRETE PLATFORM TYPE X
	CONCRETE PLATFORM RAMP (SLOPED WALKWAY)
	CONCRETE PAVEMENT X-INCH, SEE GENERAL NOTES FOR STRUCTURE
	X-INCH HMA PAVEMENT, SEE GENERAL NOTES FOR STRUCTURE
	CONCRETE PAVEMENT X-INCH, COLORING CONCRETE WISDOT RED
	CONCRETE SIDEWALK 5-INCH
	CONCRETE SIDEWALK 7-INCH
	TOPSOIL, SEEDING & EROSION MAT URBAN CLASS I TYPE A
	CURB RAMP DETECTABLE WARNING FIELD NATURAL PATINA
	CLEAR AREA
	LOCAL ROUTE BOARDING AREA
	CONCRETE SIDEWALK X-INCH, STAMPING COLORED CONCRETE
	TREES
	TREE PROTECTION

	CONCRETE DRIVEWAY 7-INCH
	CONCRETE GUTTER 12-INCH OR 24-INCH (PAVED INTEGRAL TO LANE)
	CONCRETE GUTTER 24-INCH TYPE H SPECIAL
	CONCRETE CURB & GUTTER INTEGRAL 24-INCH OR 30-INCH TYPE J (MOUNTABLE)
	CONCRETE CURB & GUTTER XX-INCH TYPE X
	CONCRETE CURB PEDESTRIAN
	CONCRETE CURB EXTENSION 6-INCH OR 24-INCH
	CONCRETE CURB & GUTTER 24-INCH TYPE H SPECIAL
	CONCRETE CURB & GUTTER INTEGRAL 18-INCH OR 24-INCH SPECIAL
	BIKE RACK (MOUNTED TO CONCRETE)
	SEE STORM SEWER SCHEDULE

STATION	RIGHT OUTSIDE LANE CROSS SLOPE
1009+00.00	-3.34%
1010+00.00	-3.58%



MATCH LINE 1010CDE+91.48

MATCH LINE 421+50

STATION	RIGHT OUTSIDE LANE CROSS SLOPE
1011+00.00	-1.73%
1011+44.00	-0.92%

SITE PLAN LEGEND

	REINFORCED CONCRETE PLATFORM TYPE X		CONCRETE GUTTER 12-INCH OR 24-INCH (PAVED INTEGRAL TO LANE)
	CONCRETE PLATFORM RAMP (SLOPED WALKWAY)		CONCRETE GUTTER 24-INCH OR 30-INCH (PAVED INTEGRAL TO LANE)
	CONCRETE PAVEMENT X-INCH, SEE GENERAL NOTES FOR STRUCTURE		CONCRETE CURB & GUTTER INTEGRAL 30-INCH TYPE D
	X-INCH HMA PAVEMENT, SEE GENERAL NOTES FOR STRUCTURE		CONCRETE CURB & GUTTER INTEGRAL 24-INCH OR 30-INCH TYPE J (MOUNTABLE)
	CONCRETE PAVEMENT X-INCH, COLORING CONCRETE WISDOT RED		CONCRETE CURB & GUTTER XX-INCH TYPE X
	CONCRETE SIDEWALK 5-INCH		CONCRETE CURB PEDESTRIAN
	CONCRETE SIDEWALK 7-INCH		CONCRETE CURB EXTENSION 6-INCH OR 24-INCH
	TOPSOIL, SEEDING & EROSION MAT URBAN CLASS I TYPE A		CONCRETE CURB & GUTTER 24-INCH TYPE H SPECIAL
	CURB RAMP DETECTABLE WARNING FIELD NATURAL PATINA		CONCRETE CURB & GUTTER INTEGRAL 18-INCH OR 24-INCH SPECIAL
	CLEAR AREA		CONCRETE CURB & GUTTER INTEGRAL 24-INCH TYPE I SPECIAL
	LOCAL ROUTE BOARDING AREA		BIKE RACK (MOUNTED TO CONCRETE)
	CONCRETE SIDEWALK X-INCH, STAMPING COLORED CONCRETE		SEE STORM SEWER SCHEDULE
	TREES		
	TREE PROTECTION		

← PLANT SYMBOL
 ← QUANTITY

60631225P CITY OF MADISON, DANE COUNTY, WI CONTRACT NO: 60631225C	60631225P CITY OF MADISON BUS RAPID TRANSIT SITE PLAN: CAMPUS DRIVE EB
--	--

60631225P P17-WD	MARK: _____ REVISION: _____ DATE: _____ BY: _____ Designed By: AECOM Date: 2022-10-26 Scale: 1 IN=20 FT 60631225P
-----------------------------------	--

FILE NAME: C:\P\WORKING\AECOM_LDS20_NA_2019\ANDREW.TIMCO@AECOM.COM\DM586348\050221B-PN.DWG
 LAST PLOT DATE: 2022-10-26
 LAYOUT NAME: 7-22