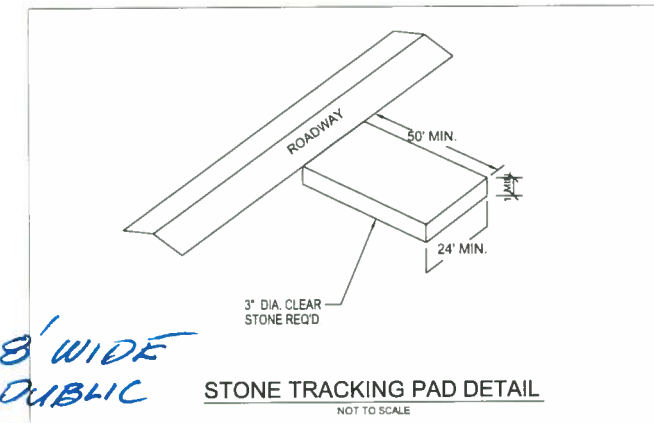
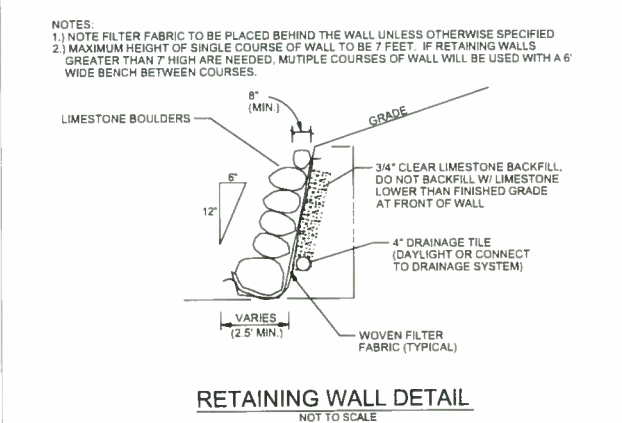
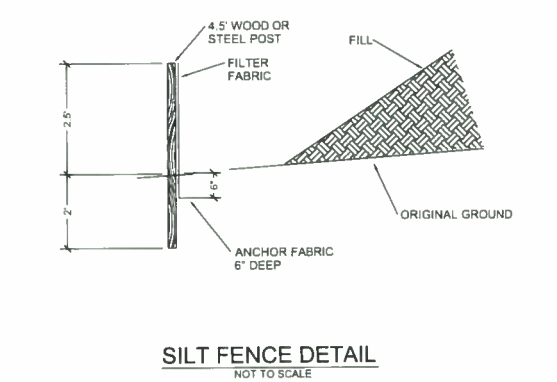


- SITE GRADING AND EROSION CONTROL NOTES**
- All site grading and erosion control shall conform to the City of Madison Chapter 37 Ordinance and any addendums prior to the contract bid date.
  - Silt fence and the stone tracking pad shall be installed at the start of site grading and maintained until the site has been stabilized.
  - Areas disturbed within the Sugar Maple Lane right-of-way shall be restored with 4" topsoil, fertilizer, seed and mulch.
  - Disturbed areas within the site shall be restored per the approved landscape plan.
  - Sugar Maple Lane shall be cleaned daily as necessary. Hydraulic flushing will not be allowed.
  - Erosion control shall be the responsibility of the Earthwork Contractor until the site has been stabilized. Erosion measures as listed shall be the minimum that will be acceptable.
  - The Contractor shall install additional erosion measures as requested in writing by the project superintendent or the City of Madison within 24 hours of notification.
  - Once the site has undergone final restoration and vegetation has established, the silt fence shall be removed and if necessary, restored with fertilizer, seed and mulch. Alternatively, if vegetation has not established, erosion matting must be placed on all disturbed areas that may drain toward the silt fence.
  - Type D inlet filter bags shall be installed in all inlets receiving runoff immediately upon placement of structure. They shall be cleaned and maintained throughout construction and removed after a satisfactory stand of grass has been achieved.
  - All slopes 4:1 or steeper shall be restored with 4" topsoil, fertilizer, seed and Class I, Type A erosion mat. Seed mix shall be consistent with the approved landscape plan.



*8' WIDE PUBLIC SIDEWALK*



- NOTES:**
- NOTE FILTER FABRIC TO BE PLACED BEHIND THE WALL UNLESS OTHERWISE SPECIFIED
  - MAXIMUM HEIGHT OF SINGLE COURSE OF WALL TO BE 7 FEET. IF RETAINING WALLS GREATER THAN 7' HIGH ARE NEEDED, MULTIPLE COURSES OF WALL WILL BE USED WITH A 6' WIDE BENCH BETWEEN COURSES.

**D'ONOFRIO KOTTKE AND ASSOCIATES, INC.**  
7530 Westward Way, Madison, WI 53717  
Phone: 608.833.7530 • Fax: 608.833.1089  
YOUR NATURAL RESOURCE FOR LAND DEVELOPMENT

GRADING AND EROSION CONTROL  
**SUGAR MAPLE APARTMENTS**  
SUGAR MAPLE LANE  
MADISON, WI

SCALE: 1" = 30'  
(PAGE SIZE: 24x36)  
DATE: 09-17-14  
REVISED:  
DRAWN BY: AGO  
FN: 14-05-101  
Sheet Number:  
C-2.1