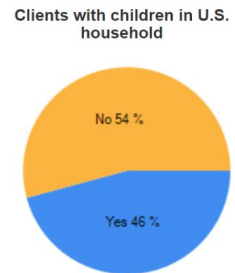
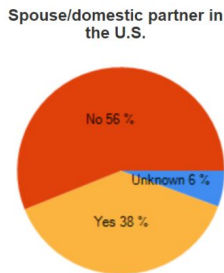
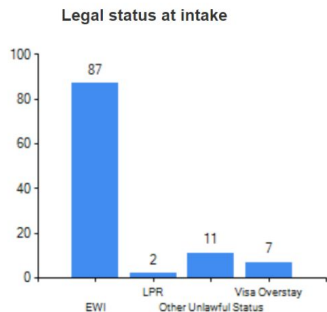
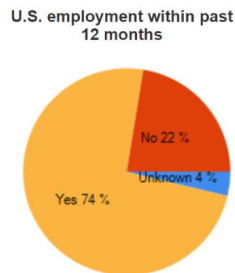
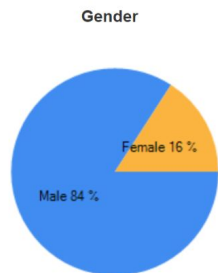
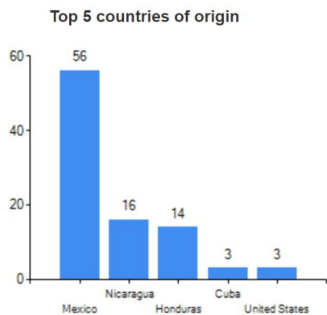


Universal Representation

Demographics & Family

This information is only for individuals **accepted for representation** under the SAFE Cities program. Individuals who have been entered into the database, but for which no Representation Acceptance date is listed, are not included below.



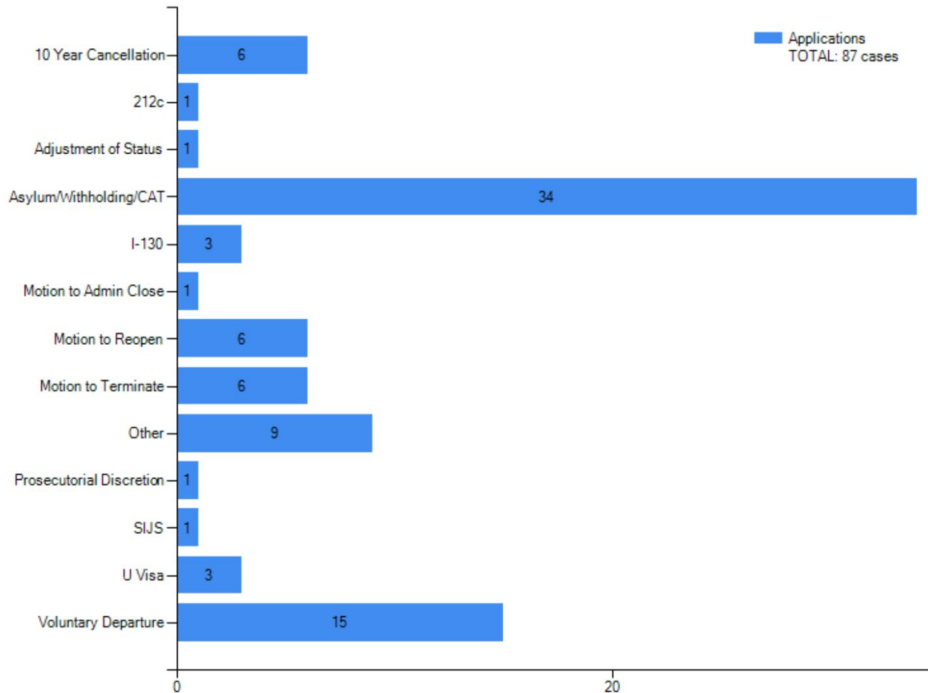
Total number of children: 95

Total number of U.S. citizen children: 77

Legal Status at Intake:
CILC has only provided universal representation to 2 Lawful Permanent Residents (Green Card holders) all others hold no status (undocumented) at the time of intake.

Universal Representation

Number of applications by type



Of those individuals eligible for a form of deportation defense, the number of applications for fear based claims (asylum, withholding of removal, CAT) are prepared and defended more than any other category.

CILC Asylum Triage

300+ Hours (over 7 weeks of CILC staff time):

The amount of time since the start of the pandemic that CILC attorneys have collectively spent providing basic information and services during free asylum consultations to individuals that CILC does not currently have the capacity to represent in immigration court. The majority of them have come to the United States to settle locally in the last 1-2 years and are undocumented until they are granted asylee status.

Country of Origin

Mexico - 47

Nicaragua- 42

Honduras - 20

Venezuela - 4

Colombia - 4

El Salvador - 3

Guatemala - 4

Others: Cuba, Nigeria, Saudi Arabia

Total hours spent on consultations with asylum seekers who are NOT CILC clients

