



# City of Madison

City of Madison  
Madison, WI 53703  
www.cityofmadison.com

## Agenda - Approved WATER UTILITY BOARD

*Consider: Who benefits? Who is burdened?  
Who does not have a voice at the table?  
How can policymakers mitigate unintended consequences?*

---

Tuesday, March 26, 2024

4:30 PM

119 E. Olin Ave.

---

If you need accommodations to access this service, activity or program please call the phone number below immediately.

Si necesita un intérprete, un traductor, materiales en formatos alternativos u otros arreglos para acceder a este servicio, actividad o programa, comuníquese al número de teléfono que figura a continuación tres días hábiles como mínimo antes de la reunión.

Yog hais tias koj xav tau ib tug neeg txhais lus, ib tug neeg txhais ntawv, cov ntawv ua lwm hom ntawv los sis lwm cov kev pab kom siv tau cov kev pab, cov kev ua ub no (activity) los sis qhov kev pab cuam, thov hu rau tus xov tooj hauv qab yam tsawg peb hnuv ua hauj lwm ua ntej yuav tuaj sib tham.

For assistance, contact the Madison Water Utility at (608) 266-4651 or [water@madisonwater.org](mailto:water@madisonwater.org)

### CALL TO ORDER / ROLL CALL

1. [82613](#) Approval of February Meeting Minutes  
**Attachments:** [DRAFT February 27 2024 Minutes.pdf](#)
2. [16738](#) General Public Comment  
Speakers are limited to three minutes each. Registration is required. You must be registered before the board takes up your item.

### DISCLOSURES AND RECUSALS

Members of the body should make any required disclosures or recusals under the City's Ethics Code.

### NEW BUSINESS

3. [82602](#) 2023 Madison Water Utility Annual Report (Draft)  
**Attachments:** [Item 3 Memo - DRAFT 2023 Annual Report.pdf](#)  
[Item 3 Attachment - Draft 2023 Annual Report.pdf](#)

4. [82612](#) Cost Sharing Agreement with Dane County for a Water Transmission Pipeline (Informational)  
**Attachments:** [Item 4 - Memo - Cost Sharing Agreement Resolution - I-39-90 Crossing.pdf](#)  
[Item 4 - Attachment 1 - I-39-90 Crossing Exhibit A.pdf](#)  
[Item 4 - Attachment 2 - I-39-90 Crossing Cost Sharing Agreement \(DRAFT\).pdf](#)
  
5. [82603](#) Water Production Monthly Report  
**Attachments:** [Item 5 Memo - Water Production Report March 2024.pdf](#)  
[Item 5 Attachment A - Daily and Cumulative Water Production March 2024.pdf](#)  
[Item 5 Attachment B - Unit Well Capacity Utilization March 2024.pdf](#)
  
6. [82604](#) Financial Conditions Monthly Report  
**Attachments:** [Item 6 - Memo - Financial Conditions Report March 2024.pdf](#)  
[Item 6 - Attachment - Financial Conditions Report as of 2.29.24 \(003\).pdf](#)
  
7. [82606](#) Capital Projects Monthly Report  
**Attachments:** [Item 7 - Memo - Capital Projects Monthly Report 2024-03-26.pdf](#)  
[Item 7 - Attachment - Capital Projects Monthly Report 2024-03-26.pdf](#)
  
8. [82607](#) Operations Monthly Report  
**Attachments:** [Item 8 - Monthly Operations Report March 2024.pdf](#)
  
9. [80952](#) Meeting Evaluation and Discussion  
**Attachments:** [Board Self Eval Form.pdf](#)

**ADJOURNMENT**



# City of Madison

City of Madison  
Madison, WI 53703  
www.cityofmadison.com

## Master

**File Number: 82613**

**File ID:** 82613

**File Type:** Miscellaneous

**Status:** In Committee

**Version:** 1

**Reference:**

**Controlling Body:** Water Utility

**File Created Date :** 03/21/2024

**File Name:**

**Final Action:**

**Title:** Approval of February Meeting Minutes

**Notes:**

**Sponsors:**

**Effective Date:**

**Attachments:** DRAFT February 27 2024 Minutes.pdf

**Enactment Number:**

**Author:**

**Hearing Date:**

**Entered by:** jberndt@madisonwater.org

**Published Date:**

### History of Legislative File

| Ver-<br>sion: | Acting Body: | Date: | Action: | Sent To: | Due Date: | Return<br>Date: | Result: |
|---------------|--------------|-------|---------|----------|-----------|-----------------|---------|
|---------------|--------------|-------|---------|----------|-----------|-----------------|---------|

### Text of Legislative File 82613

Title

Approval of February Meeting Minutes



# City of Madison

City of Madison  
Madison, WI 53703  
www.cityofmadison.com

## Meeting Minutes - Draft WATER UTILITY BOARD

*Consider: Who benefits? Who is burdened?  
Who does not have a voice at the table?  
How can policymakers mitigate unintended consequences?*

---

Tuesday, February 27, 2024

4:30 PM

119 E. Olin Ave.

---

### CALL TO ORDER / ROLL CALL

President Delmore called the meeting to order at 4:38 PM. Roll call was taken.  
Board Member Strozier left the meeting at 5:03 PM. Roll call was taken.

**Present:** 7 - Charles Myadze; Patrick E. Delmore; Robert J. Abrahamian; Eric J. Callisto; Ronesha Strozier; Debra R. Simon and Amani Latimer Burris

**Excused:** 1 - Robert J. Abrahamian

1. [82204](#) Approval of Minutes

**Attachments:** [January 2024 Meeting Minutes Draft.pdf](#)

Motion by Vice President Simon, seconded by Alder Myadze, to approve the January 2024 Water Utility Board minutes with the following amendment: Under Item 4. Unit Well Bid Award Recommendation change wording, "being introduced to" to "final action at." Motion carried by voice vote.

### PUBLIC COMMENT

1 resident in support of Agenda Item No. 3.

### DISCLOSURES AND RECUSALS

None

### NEW BUSINESS

2. [81992](#) Authorizing the Mayor and City Clerk to enter into a contract with Terabonne, Inc. for consulting services related to telecommunications license agreements.

**Attachments:** [Item 2 - Memo - Cell Consultant Contract Recommendation.pdf](#)  
[Item 2 - Attachment A City Purchasing Evaluation.pdf](#)  
[Item 2 - Attachment B Draft Contract for Services.pdf](#)  
[Item 2 - Attachment C City Purchasing RFP.pdf](#)

A motion was made by Alder Myadze, seconded by Vice President Simon, to approve a resolution authorizing the Mayor and City Clerk to enter into a contract with Terabonne, Inc. for consulting services related to telecommunications license agreements. Motion carried by voice vote. Recommend to Common Council to adopt at 03/05/24 meeting.

3. [82217](#) Awarding Public Works Contract No. 9342, Well 15 PFAS Treatment Facility (District 12)

**Attachments:** [Item 3 - Memo - Unit Well 15 Bid Award Recommendation.pdf](#)  
[Item 3 Attachment A - Bid No. 9342.pdf](#)

A motion was made by Alder Burris, seconded by Alder Myadze, to award the Well 15 PFAS Treatment Facility Public Works Contract #942 to Findorff Construction. Motion carried by voice vote. The original file 82101 linked to duplicate secondary file 82217 was referred to the Common Council meeting on 3/5/24 for action.

4. [82196](#) Water Production Monthly Report

**Attachments:** [Item 4 - Memo - Water Production Report February 2024.pdf](#)  
[Item 4 Attachment A - Daily and Cumulative Water Production February 2024.pdf](#)  
[Item 4 Attachment B - Unit Well Capacity Utilization February 2024.pdf](#)

Madison Water Utility Water Supply Manager DeMorett presented the Water Production Monthly Report. Motion made by Vice President Simon, seconded by Alder Burris, to approve the report. Motion carried with voice vote.

5. [82200](#) Financial Conditions Monthly Report

**Attachments:** [Item 5 - Memo - Financial Conditions Report February 2024.pdf](#)  
[Item 5 - Attachment - Financial Conditions Report as of 1.31.24.pdf](#)

Madison Water Utility Finance Manager Vang presented the Financial Conditions Monthly Report. Motion made by Vice President Simon, seconded by Alder Burris, to approve the report. Motion carried with voice vote.

6. [82201](#) Capital Projects Monthly Report

**Attachments:** [Item 6 - Memo - Capital Projects Monthly Report 2024-02-27.pdf](#)  
[Item 6 - Attachment - Capital Projects Monthly Report 2024-02-27.pdf](#)

Madison Water Utility Chief Engineer Holmgren presented the Capital Projects Monthly Report. Motion made by Vice President Simon, seconded by Alder Burris, to approve the report. Motion carried with voice vote.

7. [82202](#) Operations Monthly Report

**Attachments:** [Item 7 - Memo - Monthly Operations report February 2024.pdf](#)  
[Item 7 - Attachment Monthly Operations Report February 2024.pdf](#)

Madison Water Utility Operations Manager Rodefeld presented the Operations Monthly Report. Motion made by Vice President Simon, seconded by Alder Burris, to approve the report. Motion carried with voice vote.

8. [82203](#) Public Information Monthly Update

**Attachments:** [Item 8 Memo - Public Information Report.pdf](#)  
[Item 8 Attachment A - Utility Highlights.pdf](#)

Madison Water Utility Public Information Officer Pearson presented the Public Information Report and Highlights. Motion made by Vice President Simon,

seconded by Alder Burris, to approve the report. Motion carried with voice vote.

9. [80952](#) Meeting Evaluation and Discussion

Attachments: [Board Self Eval Form.pdf](#)

Board meeting self evaluation lead by Alder Burris. All seven components fully met.

10 ADJOURNMENT

Motion by Alder Myadze, seconded by Vice President Simon, to adjourn the meeting. Motion carried with voice vote. Meeting adjourned at 5:34 PM.



# City of Madison

City of Madison  
Madison, WI 53703  
www.cityofmadison.com

## Master

**File Number: 16738**

**File ID:** 16738

**File Type:** Miscellaneous

**Status:** In Committee

**Version:** 1

**Reference:**

**Controlling Body:** WATER UTILITY BOARD

**File Created Date :** 11/24/2009

**File Name:** Written Public Comments

**Final Action:**

**Title:** General Public Comment

**Notes:**

**Sponsors:**

**Effective Date:**

**Attachments:**

**Enactment Number:**

**Author:**

**Hearing Date:**

**Entered by:** arobb@cityofmadison.com

**Published Date:**

### History of Legislative File

| Ver-<br>sion: | Acting Body: | Date: | Action: | Sent To: | Due Date: | Return<br>Date: | Result: |
|---------------|--------------|-------|---------|----------|-----------|-----------------|---------|
|               |              |       |         |          |           |                 |         |

### Text of Legislative File 16738

**Title**

General Public Comment



# City of Madison

City of Madison  
Madison, WI 53703  
www.cityofmadison.com

## Master

**File Number: 82602**

**File ID:** 82602

**File Type:** Miscellaneous

**Status:** In Committee

**Version:** 1

**Reference:**

**Controlling Body:** WATER UTILITY BOARD

**File Created Date :** 03/21/2024

**File Name:**

**Final Action:**

**Title:** 2023 Madison Water Utility Annual Report (Draft)

**Notes:**

**Sponsors:**

**Effective Date:**

**Attachments:** Item 3 Memo - DRAFT 2023 Annual Report.pdf, Item 3 Attachment - Draft 2023 Annual Report.pdf

**Enactment Number:**

**Author:**

**Hearing Date:**

**Entered by:** jberndt@madisonwater.org

**Published Date:**

### History of Legislative File

| Ver-<br>sion: | Acting Body: | Date: | Action: | Sent To: | Due Date: | Return<br>Date: | Result: |
|---------------|--------------|-------|---------|----------|-----------|-----------------|---------|
|---------------|--------------|-------|---------|----------|-----------|-----------------|---------|

### Text of Legislative File 82602

Title  
2023 Madison Water Utility Annual Report (Draft)





**MEMORANDUM**

Date: March 26, 2024  
To: Water Utility Board  
From: Marcus Pearson, Public Information Officer  
Krishna Kumar, General Manager  
Subject: Draft 2023 Madison Water Utility Annual Report

**RECOMMENDATION**

Review and provide feedback on the attached draft 2023 Madison Water Utility Annual Report.

**BACKGROUND**

Section 13.01(3) of the Madison General Ordinances require the Madison Water Utility Board to “issue an annual report that shall be made available to the Common Council.”

Utility staff prepared the attached draft 2023 Madison Water Utility Annual Report for board review and input. Utility Staff plan to finalize the Report after incorporating Board input and edits, if any, and transmit the Report to the Common Council.

**ATTACHMENTS:**

1. Draft 2023 Madison Water Utility Annual Report



Madison  
Water Utility

2023  
**ANNUAL  
REPORT**

## Report Contents:

- + **Water Utility Overview**
- + **Fiscal Year 2023 In Review**
- + **Upholding High Water Quality**
- + **Key Capital Investments**
- + **Community Outreach & Engagement**

This reporting period covers audited 2023 financial statements, 2023 water quality monitoring, and 2023 projects, events, operations, and Utility accomplishments.

Section 13.01(3) of the Madison General Ordinances establishes the duty of the Madison Water Utility Board to “issue an annual report that shall be made available to the Common Council.”

## Madison Water Utility Board of Governance

The Madison Water Utility Board (Board) is described by Wisconsin state statute and the City of Madison ordinance. The Board is charged with authority for managing and operating Madison Water Utility (Madison Water) under the general direction of the Common Council.

The board is made up of seven voting members (six in 2023) appointed by the Mayor and confirmed by the Common Council. The Director of Madison and Dane County Public Health (or their designee) is an ex officio member. The Board has adopted policies that define the benefits Madison Water provides to the residents of Madison, establish financial and ethical boundaries, and describe how the Board carries out its own tasks. Board meetings are public and generally held on the fourth Tuesday of every month.

### Madison Water Utility Board

Patrick E. Delmore, PhD. – *President*  
Debra R. Simon – *Vice President*  
Robert J. Abrahamian – *Secretary*

Alder Amani Latimer Burris  
Alder Charles Myadze  
Ronesha Strozier – *ex officio*

## History of Madison Water Utility

Founded as a public utility in 1882, Madison Water Utility is proud to bring safe, high-quality water to more than 250,000 people across the Madison area. Madison Water has always been a groundwater system, despite being surrounded by lakes; a deep, high-quality aquifer beneath the city is the source of our drinking water supply.





## Madison Water Utility’s Mission

We are entrusted by the people of Madison to supply high quality water for consumption and fire protection at a reasonable cost, while conserving and protecting our ground water resource for present and future generations.

## System Overview

|   |   |   |
|---|---|---|
| <b>25 Million</b><br>Gallons of water delivered daily     | <b>270K+</b><br>People served in the Madison area | <b>21</b><br>Drinking water wells operating in our system       |
| <b>0.5¢</b><br>Average cost per gallon of water delivered | <b>921</b><br>Miles of water pipeline maintained  | <b>100%</b><br>of drinking water comes from underground aquifer |

## Fiscal Year 2023 in Review\* \*2022 audited financial reporting shown; 2023 not yet available

|  |  |
|--|--|
| <br><b>\$46.7 Million</b><br>Adopted Operating Budget  | <br><b>\$8.6 Million</b><br>Adopted Capital Budget               |
| <br><b>\$47.1 Million</b><br>Revenue from Water Sales | <br><b>\$307.6 Million</b><br>Value of Capital Assets in System |

| SOURCE (Revenue in Thousands) | \$              |
|-------------------------------|-----------------|
| Water Sales                   | 47,114          |
| Investment Income             | 289             |
| Water Tower Revenue           | 375             |
| Other Operating Revenue       | 651             |
| Other Non-Operating Revenue   | 80              |
| <b>TOTAL:</b>                 | <b>\$47,931</b> |

| PROGRAM (Expenditures in Thousands) | \$              |
|-------------------------------------|-----------------|
| Investment in Infrastructure        | 3,504           |
| Operations & Maintenance            | 17,606          |
| Principal & Interest                | 19,034          |
| PILOT (Payment in-lieu of Taxes)    | 6,850           |
| Reserves                            | 937             |
| <b>TOTAL:</b>                       | <b>\$47,931</b> |

## How is Each Rate Dollar Used?

|  |  |  |  |
|--|--|--|--|
| <b>40¢</b><br>Debt Service<br>(Principal and interest) | <b>37¢</b><br>Operating Expenses<br>(Facilities, Vehicles, Security) | <b>14¢</b><br>PILOT<br>(Payment to City) | <b>9¢</b><br>Infrastructure & Reserves |
|--|--|--|--|

## Upholding High Water Quality

Madison's drinking water is closely regulated by both the EPA and DNR. Our testing experts conduct more than a thousand tests every month to continuously monitor quality and safety.

**Madison's drinking water more than meets all strict Federal and State drinking water standards.**

|   |   |   |
|---|---|---|
| <p>Madison Water Utility routinely monitors drinking water quality for well-studied and emerging contaminants by conducting more than 28,000 chemical and bacterial tests combined.</p> |   | <p><b>28,284</b><br/> <b>Drinking water quality tests conducted in 2023</b></p>   |
| <p><b>PFAS</b></p>  | <p>None of the up to 30 PFAS tested were found at twelve of the twenty-one wells tested.</p>        | <p><b>25,296</b><br/>                 Chemical Tests</p> <p><b>2,988</b><br/>                 Bacterial Tests</p> <p><b>28,284</b><br/>                 Total water quality tests</p> |
| <p><b>Lead</b></p>  | <p>Our water supply does not contain significant amounts of naturally occurring lead or copper.</p> |   |
| <p><b>Salt</b></p>  | <p>Road salt application likely contributes to elevated sodium levels found at multiple wells.</p>  |   |

## Key Capital Investments\*

\*Total project costs; not all allocated to 2023



**Municipal Well 15  
 PFAS Treatment Project**

Design of PFAS treatment facility at Well 15 to remove PFAS, PCE and TCE.

Total project costs (estimate): \$5.9M



**Municipal Well 19  
 Well Treatment Project**

Treatment facility at Well 19 to remove iron, manganese, and radium.

Total project costs (estimate): \$9 M



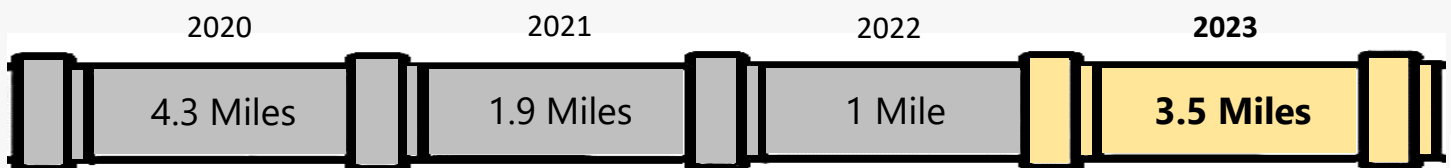
**Water Main Rehabilitation  
 Lake Mendota Dr. & Cannonball Trail**

Tech used to rehabilitate aging water mains back to full structural strength.

Total projects cost (estimate): \$1M

## Pipeline Replacements/Rehabilitations Completed (2023)

Madison was the first city in Wisconsin to rehabilitate aging water mains using Cured-In-Place Pipe (CIPP) relining method. A cost-effective tech used, in addition to traditional methods, to replace/rehabilitate aging water mains.



## Customer Service

**43,447**  
 Calls fielded by  
 Customer Service  
 Representatives

**452,217**  
 Payments made  
 using online bill  
 pay system

**968**  
 Rebates availed  
 through Toilet  
 Rebate Program

**422**  
 Households aided  
 through Project  
 Home



## Community Outreach & Engagement

Preserving water supply for future generations is key to our mission at Madison Water Utility but can only be achieved if the community shares that same goal. MWU is committed to educating and engaging our community. Our [Community Advisory Process](#) is utilized to keep the community informed and involved.

### Outreach & Engagement

**Water Wagon**

a fun, mobile station that serves up clean, cool, refreshing water at community events across the city during the warm weather months.

**Water Facility Tours**

The Utility offers facility tours to various schools (elementary through graduate school), and other interested community groups throughout the year.



### Programs & Partnerships

**Madison Customer Assistance Program (MadCAP)**

MadCAP assists lower-income households by providing up to a \$30 monthly credit (discount) on their Municipal Services Bill.

**Toilet Rebate Program**

MWU offers bill credits of up to \$100 to customers who replace their toilets with EPA WaterSense-rated models. The program is a key part of MWU's sustainability initiative to protect the deep-well aquifer.

**Home Water Conservation Program**

Provides water improvements at the homes of income-eligible customers.



# City of Madison

City of Madison  
Madison, WI 53703  
www.cityofmadison.com

## Master

**File Number: 82612**

**File ID:** 82612

**File Type:** Miscellaneous

**Status:** Presentation

**Version:** 1

**Reference:**

**Controlling Body:** WATER UTILITY BOARD

**File Created Date :** 03/21/2024

**File Name:**

**Final Action:**

**Title:** Cost Sharing Agreement with Dane County for a Water Transmission Pipeline (Informational)

**Notes:**

**Sponsors:**

**Effective Date:**

**Attachments:** Item 4 - Memo - Cost Sharing Agreement Resolution - I-39-90 Crossing.pdf, Item 4 - Attachment 1 - I-39-90 Crossing Exhibit A.pdf, Item 4 - Attachment 2 - I-39-90 Crossing Cost Sharing Agreement (DRAFT).pdf

**Enactment Number:**

**Author:**

**Hearing Date:**

**Entered by:** jberndt@madisonwater.org

**Published Date:**

### History of Legislative File

| Ver-<br>sion: | Acting Body: | Date: | Action: | Sent To: | Due Date: | Return<br>Date: | Result: |
|---------------|--------------|-------|---------|----------|-----------|-----------------|---------|
|               |              |       |         |          |           |                 |         |

### Text of Legislative File 82612

Title  
Cost Sharing Agreement with Dane County for a Water Transmission Pipeline (Informational)  
Body  
See corresponding memo and attachments.

## MEMORANDUM

Date: March 5, 2024

To: Mayor Satya Rhodes Conway  
City of Madison Common Council  
City of Madison Finance Committee  
City of Madison Water Utility Board

From: Pete Holmgren, PE – Chief Engineer  
Krishna Kumar – General Manager

Subject: Authorizing the Mayor and City Clerk to enter into a cost sharing agreement with Dane County for a water transmission pipeline

### RECOMMENDATION:

Staff recommends the City to enter into a cost sharing agreement with Dane County (“County”) for the design and construction of a water transmission pipeline between Savannah Road and Secret Garden Drive, wherein the County is responsible for 100% of project costs (not to exceed \$2,000,000) for completed services and construction.

### BACKGROUND:

The City of Madison and Dane County determined that a water transmission pipeline, from Savannah Road to Secret Garden Drive and across Highway I-39/90, located in Madison and the Village of McFarland, is needed to meet increased fire flow demands and redundancy for the County’s proposed developments along the CTH AB corridor.

This resolution will allow the City to formalize arrangements for the share of the project’s final costs. The project funding is to be accomplished in accordance with past policies of developer-driven water infrastructure buildout and to allow reimbursement of City costs from the County, with the County responsible for 100% of project costs for completed services and construction.

### FISCAL IMPACTS:

The County will reimburse Madison, within 60 days of billing, for 100% of costs (not to exceed \$2,000,000) for completed services and construction progress related to this water transmission pipeline project, according to the responsibilities stated above. Upon completion of the Project, Madison shall determine the final cost to County based on staff wages, permitting fees, final measured quantities, unit prices for the work, and any other related Project expenses.



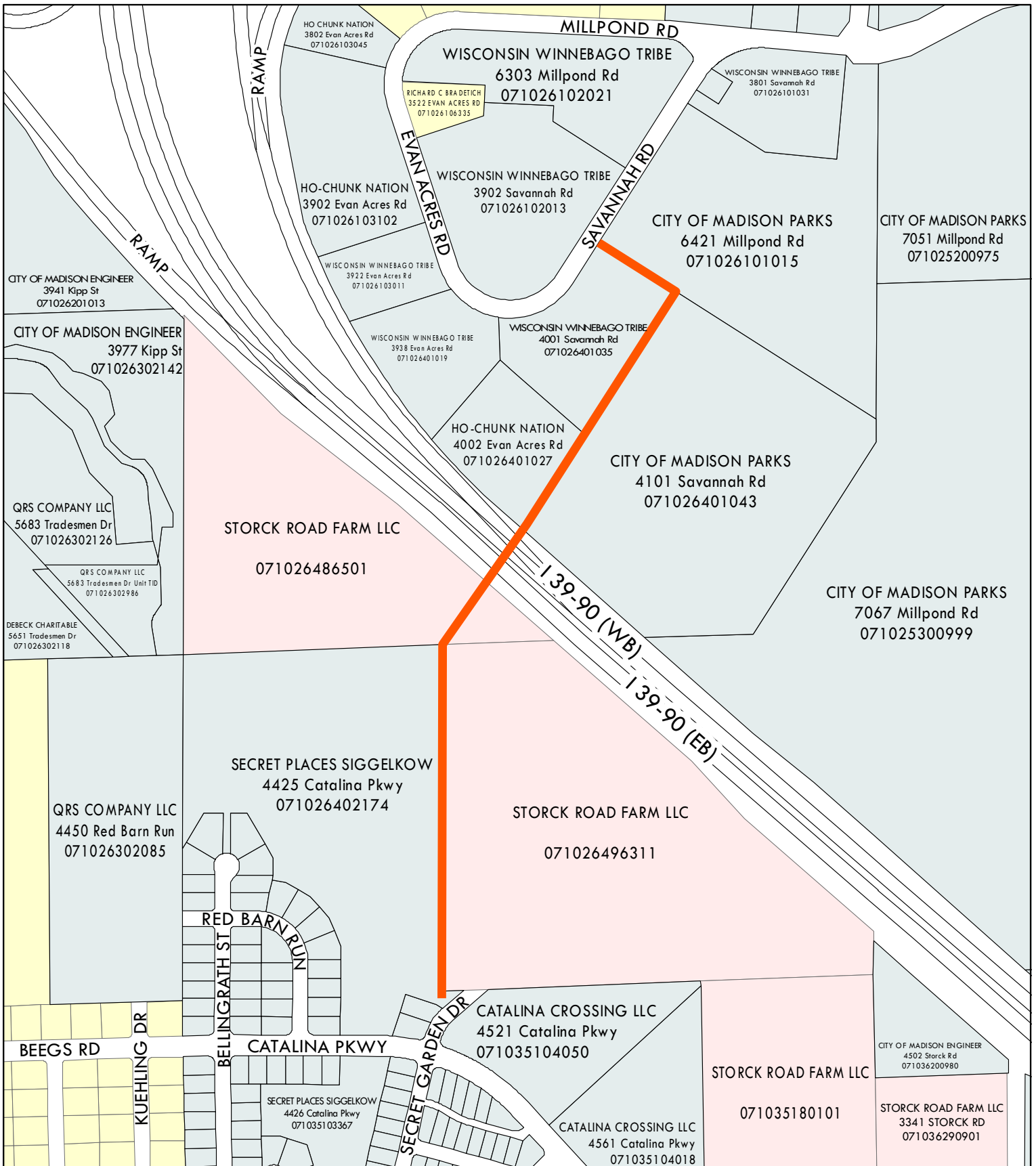
**LEGISLATIVE PATH:**

- Common Council: 3/5/2024 (Introduction)
- Finance Committee: 3/11/2024
- Common Council: 3/19/2024 (Final Action)
- Water Utility Board: 3/26/2024

As can be inferred from the legislative path above, this item is scheduled to received final approval from the Common Council on 3/19/2024 due to the shortened approval window and will therefore be an informational item for the Water Utility Board on 3/26/2024.

**ATTACHMENTS:**


1. I-39-90 Crossing Exhibit A (project location map)
2. I-39-90 Crossing Cost Sharing Agreement (DRAFT)



### Exhibit A

- Approximate Path
- City of Madison
- Village of McFarland
- Town of Blooming Grove

1 inch = 500 feet



Disclaimer: The City of Madison makes no representation about the accuracy or completeness of these records and in no event shall the City be liable for any damages whatsoever resulting from the use of these records.

Date: 1/23/2024

**COST SHARING AGREEMENT FOR THE WATER TRANSMISSION PIPELINE  
FROM SAVANNAH ROAD TO SECRET GARDEN DRIVE**  
Between the City of Madison and Dane County

---

**THIS AGREEMENT**, entered into by and between the City of Madison, a Wisconsin municipal corporation (hereinafter referred to as “Madison”) and the County of Dane, a Wisconsin quasi-municipal corporation (hereinafter referred to as “County”), is effective as of the date by which all parties have signed hereunder.

**WITNESSETH:**

**WHEREAS**, Madison and the County (collectively referred to as the “Parties”), have determined that a water transmission pipeline, from Savannah Road to Secret Garden Drive and across Highway I-39/90, located in Madison and the Village of McFarland, is needed to meet increased fire flow demands for the County’s developments along CTH AB (the “Project”), which will require contributions from the Parties; and,

**WHEREAS**, pursuant to Section 66.0301 Wis. Stats., the Parties now wish to formalize arrangements for the share of the Project’s final costs; and,

**WHEREAS**, funding is to be accomplished in accordance with past policies of developer-driven water infrastructure buildout.

**NOW, THEREFORE**, in consideration of the mutual covenants contained herein and other good and valuable consideration, the receipt and sufficiency of which are hereby mutually acknowledged, the Parties agree as follows:

1. **Scope.** The Project – I-39/90 Water Pipeline Crossing – will be administered as a City of Madison Public Works contract, consisting of the installation of water mains and appurtenances from Savannah Road to Secret Garden Drive, and will include the necessary design, permitting, easements, restorations, and rights of entry along the pipeline route. The Project overview plan is contained in the attached Exhibit A which is incorporated herein as though fully stated.
2. **Schedule.** The Project is intended to be designed and constructed between 2024 and 2025.
3. **Project Management.** At the request of the Parties, Madison, through the Madison Water Utility, shall manage the Project. Madison will develop Construction Plans and Bidding Documents for review and approval by County prior to bidding the work. The Parties may also select a mutually agreed-upon engineering consultant firm to assist with related work to the Project scope. The Construction Plans and Bidding Documents shall be in a format typical for projects constructed by and for Madison.
4. **Cost Sharing and Payment.** The total estimated cost of the Project is not to exceed \$2,000,000 without mutual agreement from both Parties. The Parties agree to the following financial participation in the Project as described in the Scope:

- a. County: 100%
- b. Madison: 0%

The County will reimburse Madison, within 60 days of billing, for completed services and construction progress according to the responsibilities stated above. Upon completion of the Project, Madison shall determine the final cost to County based on staff wages, permitting fees, final measured quantities, unit prices for the work, and any other related Project expenses.

- 5. Non-Discrimination. In the performance of the obligations under this Agreement, the parties agree to abide by their own respective affirmative action plans and in doing so agree not to discriminate, in violation of any state or federal law, against any employee or applicant because of race, religion, marital status, age, color, sex, handicap, national origin or ancestry, income level or source of income, arrest record or conviction record, less than honorable discharge, physical appearance, sexual orientation, gender identity, political beliefs, or student status. The parties further agree not to discriminate, in violation of any state or federal law, against any subcontractor or person who offers to subcontract on this Agreement because of race, religion, color, age, disability, sex, sexual orientation, gender identity or national origin.
- 6. Liability. Each party shall be responsible for the consequences of its own acts, errors, or omissions and those of its employees, boards, commissions, agencies, officers, and representatives and shall be responsible for any losses, claims, and liabilities which are attributable to such acts, errors, or omissions including providing its own defense. In situations including joint liability, each party shall be responsible for the consequences of its own acts, errors, or omissions and those of its employees, agents, boards, commissions, agencies, officers and representatives. It is not the intent of the parties to impose liability beyond that imposed by state statutes.
- 7. Authority. Each party warrants for itself that it has complied with all applicable statutes, rules, orders, ordinances, requirements and regulations to execute this Agreement, and that the person or persons executing this Agreement on its behalf is authorized to do so.
- 8. Amendment. This Agreement may be amended only by written agreement of the parties.
- 9. Enforcement. This Agreement shall be governed by the laws of the State of Wisconsin. Any act by either party in violation of this Agreement shall be remedied by the courts of the State of Wisconsin. This Agreement is intended to provide both Parties with the right and standing to seek any available legal or equitable remedy to enforce or seek damages for the breach of this Agreement.
- 10. Waiver. Any waiver by any party to a breach of any term or condition of this Agreement shall not be considered a waiver of any subsequent breach by the party of the same term or any other term or condition of this Agreement.

11. Binding Effect. The Parties have entered into this Agreement under the authority of Wis. Stat. Sec. 66.0301. The Parties agree that this Agreement shall be binding upon both parties, as well as their respective successors and assigns.
12. No Third Party Beneficiary. This Agreement is intended to be solely between the County and the City. Nothing in this Agreement accords any third party any legal or equitable rights whatsoever which may be enforced by any nonparty to this Agreement.
13. Construction. The Parties acknowledge that this Agreement is the product of negotiations between the Parties and that, prior to the execution hereof, each Party has had full and adequate opportunity to have this Agreement reviewed by, and to obtain the advice of, its own legal counsel with respect hereto. Nothing in this Agreement shall be construed more strictly for or against either party because that party's attorney drafted this Agreement or any part hereof.
14. Titles. The titles to sections, subsections and paragraphs used in this Agreement are for informational purposes only, except where it may be necessary to an understanding of the content of the Agreement.
15. Severability. In the event that any portion of this Agreement is invalidated or held unenforceable by a court of competent jurisdiction, the other provisions of this Agreement will remain in full force and effect. Any provision of this Agreement held invalid or unenforceable only in part or degree will remain in full force and effect to the extent not held invalid or unenforceable.
16. Force Majeure. Neither party to this Agreement shall be liable for failure to perform any duty or obligation that said party may have under this Agreement where such failure has been occasioned by any act of god, fire, strike, inevitable accident, war, pandemic or other public health emergency, court order or binding determination of a governmental agency.
17. Counterparts; Electronic Delivery. This Agreement and any document executed in connection herewith may be executed in counterparts, each of which shall be deemed an original, but all of which together shall constitute the same document. Signatures on this Agreement may be exchanged between the Parties by facsimile, electronic scanned copy (.pdf) or similar technology and shall be as valid as original; and this Agreement may be converted into electronic format and signed or given effect with one or more electronic signature(s) if the electronic signature(s) meets all requirements of Wis. Stat. ch. 137 or other applicable Wisconsin or Federal law. Executed copies or counterparts of this Agreement may be delivered by facsimile or email and upon receipt will be deemed original and binding upon the Parties hereto, whether or not a hard copy is also delivered. Copies of this Agreement, fully executed, shall be as valid as an original.

IN WITNESS WHEREOF, the PARTIES hereto have caused this Agreement to be executed by their proper officers on the day and year written below.

FOR THE COUNTY OF DANE

\_\_\_\_\_  
Joe Parisi, County Executive

\_\_\_\_\_  
Date

\_\_\_\_\_  
Scott McDonnell, County Clerk

\_\_\_\_\_  
Date

DRAFT

FOR THE CITY OF MADISON

\_\_\_\_\_  
Satya Rhodes-Conway, Mayor

\_\_\_\_\_  
Date

\_\_\_\_\_  
Maribeth Witzel-Behl, City Clerk

\_\_\_\_\_  
Date

Countersigned:

\_\_\_\_\_  
David P. Schmiedicke, Finance Director

\_\_\_\_\_  
Date

Approved as to form:

\_\_\_\_\_  
Michael Haas, City Attorney

\_\_\_\_\_  
Date

Execution of this Agreement by the City of Madison is authorized by Resolution Enactment No. RES \_\_ - \_\_\_\_\_,  
ID No. \_\_\_\_\_, adopted by the Common Council of the City of Madison on \_\_\_\_\_, 20\_\_.

**EXHIBIT A**  
Project Plan Overview





# City of Madison

City of Madison  
Madison, WI 53703  
www.cityofmadison.com

## Master

**File Number: 82603**

**File ID:** 82603

**File Type:** Miscellaneous

**Status:** In Committee

**Version:** 1

**Reference:**

**Controlling Body:** WATER UTILITY BOARD

**File Created Date :** 03/21/2024

**File Name:**

**Final Action:**

**Title:** Water Production Monthly Report

**Notes:**

**Sponsors:**

**Effective Date:**

**Attachments:** Item 5 Memo - Water Production Report March 2024.pdf, Item 5 Attachment A - Daily and Cumulative Water Production March 2024.pdf, Item 5 Attachment B - Unit Well Capacity Utilization March 2024.pdf

**Enactment Number:**

**Author:**

**Hearing Date:**

**Entered by:** jberndt@madisonwater.org

**Published Date:**

### History of Legislative File

| Ver- sion: | Acting Body: | Date: | Action: | Sent To: | Due Date: | Return Date: | Result: |
|------------|--------------|-------|---------|----------|-----------|--------------|---------|
|            |              |       |         |          |           |              |         |

### Text of Legislative File 82603

.Title

Water Production Monthly Report

.Body

See corresponding memo and attachments.



## MEMORANDUM

Date: March 26, 2024

To: Water Utility Board

From: Joseph DeMorett, Water Supply Manager  
Krishna Kumar, General Manager

Subject: Water Production Report

## BACKGROUND

Board governance policy requires that current and future customers will receive water that meets or exceeds industry-accepted levels of service for fire protection and pressure.

This includes:

1. Water delivered to hydrants at proper flow rates for fire protection.
2. Water delivered to the customer tap at a pressure that meets industry-accepted low, high, and emergency operation criteria.
3. Water used for outdoor irrigation under drought-free conditions.

The Water Supply Section of the Utility strives hard to meet or exceed the expectations laid out above. The Monthly Water Production and Unit Well Cumulative Capacity Utilization Reports as of February 29, 2024, reflecting these efforts are attached.

## ATTACHMENTS

- A. Monthly Water Production as of February 29, 2024
- B. Unit Well Cumulative Capacity Utilization as of February 29, 2024

**Madison Water Utility  
Daily and Cumulative Water Production**

| Hydrological Regions | No. of Wells | Daily Production (MGD) |                         |                          |                                 | Year-to-Date Cumulative Production (In billion gallons) |             |            |            |
|----------------------|--------------|------------------------|-------------------------|--------------------------|---------------------------------|---|-------------|------------|------------|
|                      |              | Max Daily Capacity     | Reliable Daily Capacity | February 2024            |                                 | 2022 Actual   | 2023 Actual | 29-Feb     |            |
|                      |              |                        |                         | Average Daily Production | Regional Surplus / (Deficiency) |   |             | 2023       | 2024       |
| <b>A</b>             | 6            | 14.8                   | 8.9                     | 6.1                      | 2.8                             | 2.5   | 2.4         | 0.4        | 0.4        |
| <b>B</b>             | 2            | 5.4                    | 2.4                     | 1.6                      | 0.8                             | 0.6   | 0.6         | 0.1        | 0.1        |
| <b>C</b>             | 10           | 28.8                   | 22.3                    | 11.8                     | 10.5                            | 4.5   | 4.6         | 0.7        | 0.7        |
| <b>D</b>             | 3            | 9.1                    | 5.9                     | 3.8                      | 2.1                             | 1.5   | 1.6         | 0.2        | 0.2        |
| <b>System Total</b>  | <b>21</b>    | <b>58.1</b>            | <b>39.5</b>             | <b>23.3</b>              | <b>16.2</b>                     | <b>9.1</b>  | <b>9.2</b>  | <b>1.4</b> | <b>1.4</b> |

Attachment B

**Madison Water Utility  
Unit Well Cumulative Capacity Utilization  
2/29/2024**

| Region               | Unit Well  | YTD Production (MG) | YTD Utilization (%) | Remaining Drawdown to Pump (ft) |
|----------------------|------------|---------------------|---------------------|---------------------------------|
| A                    | 7          | 80                  | 42.1%               | 98                              |
|                      | 8          | 0                   | 0.0%                | Out of Service                  |
|                      | 11         | 89                  | 49.5%               | 29                              |
|                      | 13         | 74                  | 32.8%               | 127                             |
|                      | 25         | 40                  | 23.4%               | 43                              |
|                      | 29         | 81                  | 42.5%               | 166                             |
|                      | <b>All</b> | <b>365</b>          | <b>38.0%</b>        |                                 |
| B                    | 9          | 46                  | 32.2%               | 41                              |
|                      | 31         | 52                  | 27.2%               | 135                             |
|                      | <b>All</b> | <b>97</b>           | <b>29.3%</b>        |                                 |
| C                    | 6          | 127                 | 56.6%               | 31                              |
|                      | 12         | 107                 | 54.4%               | 47                              |
|                      | 14         | 0                   | 0.0%                | Out of Service                  |
|                      | 17         | 101                 | 51.0%               | 58                              |
|                      | 18         | 103                 | 59.7%               | 121                             |
|                      | 19         | 78                  | 38.6%               | 24                              |
|                      | 20         | 0                   | 0.0%                | Out of Service                  |
|                      | 24         | 7                   | 4.0%                | 104                             |
|                      | 27         | 48                  | 31.2%               | 35                              |
|                      | 30         | 112                 | 54.0%               | 91                              |
|                      | <b>All</b> | <b>683</b>          | <b>35.6%</b>        |                                 |
| D                    | 16         | 66                  | 33.2%               | 100                             |
|                      | 26         | 84                  | 43.2%               | 65                              |
|                      | 28         | 75                  | 38.5%               | 33                              |
|                      | <b>All</b> | <b>225</b>          | <b>38.3%</b>        |                                 |
| <b>Entire System</b> |            | <b>1,370</b>        | <b>36.1%</b>        |                                 |



# City of Madison

City of Madison  
Madison, WI 53703  
www.cityofmadison.com

## Master

**File Number: 82604**

**File ID:** 82604

**File Type:** Miscellaneous

**Status:** In Committee

**Version:** 1

**Reference:**

**Controlling Body:** WATER UTILITY BOARD

**File Created Date :** 03/21/2024

**File Name:**

**Final Action:**

**Title:** Financial Conditions Monthly Report

**Notes:**

**Sponsors:**

**Effective Date:**

**Attachments:** Item 6 - Memo - Financial Conditions Report March 2024.pdf, Item 6 - Attachment - Financial Conditions Report as of 2.29.24 (003).pdf

**Enactment Number:**

**Author:**

**Hearing Date:**

**Entered by:** jberndt@madisonwater.org

**Published Date:**

### History of Legislative File

| Ver-<br>sion: | Acting Body: | Date: | Action: | Sent To: | Due Date: | Return<br>Date: | Result: |
|---------------|--------------|-------|---------|----------|-----------|-----------------|---------|
|---------------|--------------|-------|---------|----------|-----------|-----------------|---------|

### Text of Legislative File 82604

Title  
Financial Conditions Monthly Report  
Body  
See corresponding memo and attachments.

## MEMORANDUM

Date: March 26, 2024

To: Water Utility Board

From: January Vang, Finance and Administrative Manager  
Krishna Kumar, General Manager

Subject: Monthly Financial Report – Operating and Capital Funds

## BACKGROUND

Board governance policy requires that the Utility shall not cause or allow the development of fiscal jeopardy or a material deviation of actual expenditures from board priorities established in Outcomes policies. Accordingly, the Utility shall not cause or allow conditions, procedures, or decisions that:

1. Fail to ensure long-term financial health.
2. Fail to present a balanced annual operating budget and quarterly updates on actual expenditures and income.
3. Exceed total appropriations for the fiscal year, unless directed to do so by the board.
4. Use any dedicated reserves for purposes other than those for which they are designated, unless directed to do so by the board.
5. Undertake a debt without payoff schedule and identification of revenue stream.
6. Fail to establish an unrestricted reserve equal to a typical three months' operating expenses.
7. Fail to inform the board of where the utility stands with any current rate case in progress.
8. Fail to be able to provide a concise summary of the financial condition of the utility at any time.
9. Fail to adjust spending related to revenue shortfalls in a budget deficit.

The Finance Section of the Utility strives hard to meet or exceed the expectations laid out above. The monthly financial update provided in the attached Budget to Actual comparison, as of February 29, 2024, reflecting these efforts is attached.

As of February 29, 2024:

- Water revenues are up \$40,000 compared to budget. Pumpage was down 1.0% during this time period.
- Operating Fund balance is \$10.4 million.
- Capital Fund expenditures, including encumbrances, amounted to \$13.1 million.
- Capital Fund balance is \$2.4 million.

MadCAP Data Summary (as of March 15, 2024)

|  | AMI <30% | AMI >30% and <50% | Total |
|--|----------|-------------------|-------|
| Total Applications Received                        | 238      | 169               | 407   |
| Total Applications Approved                        | 178      | 121               | 299   |
| <i>Homeowners</i>                                  | 114      | 86                | 200   |
| <i>Renters</i>                                     | 64       | 35                | 99    |
| Total Applications Not Approved                    | 60       | 48                | 108   |
| Households Newly Enrolled in Conservation Programs | 67       | 46                | 113   |

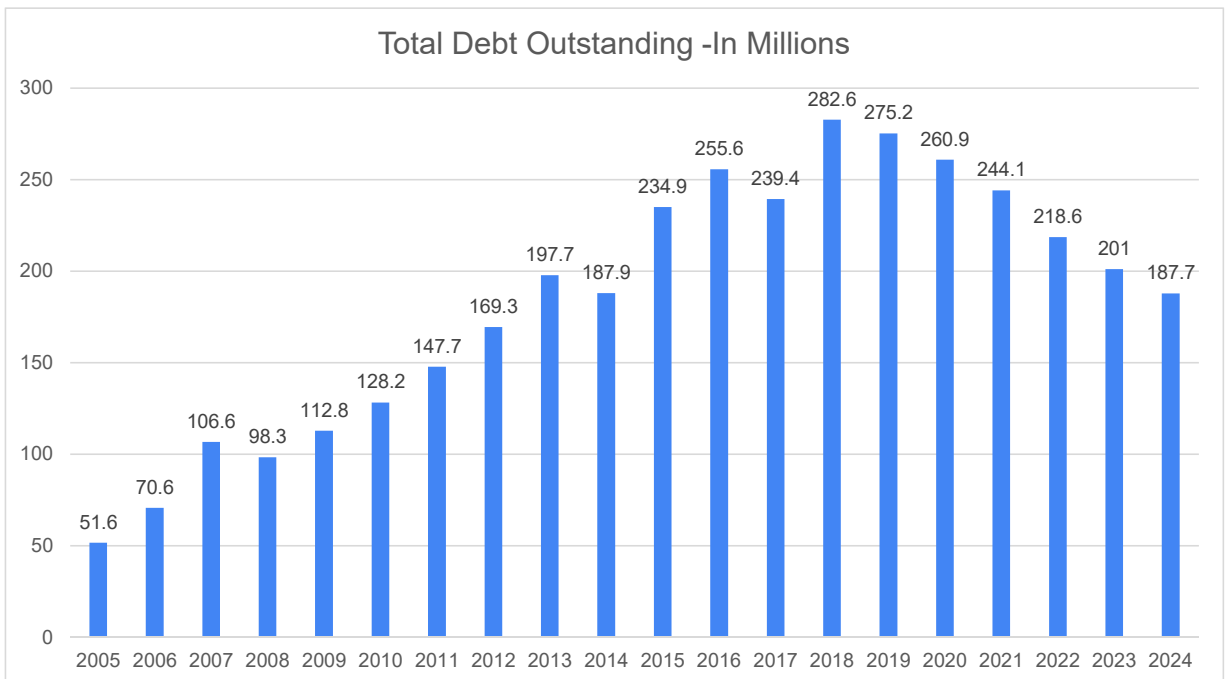
**ATTACHMENTS:**

- A. Budget to Actual comparison as of February 29, 2024

| Madison Water Utility  |                      |                      |                      |                                   |                      |
|--|----------------------|----------------------|----------------------|-----------------------------------|----------------------|
| Budget to Actual Comparison  |                      |                      |                      |                                   |                      |
| As of February 29, 2024  |                      |                      |                      |                                   |                      |
|  | FY 2022<br>Actual    | FY 2023<br>Actual ** | FY 2024<br>Budget    | Year to Date<br>February 29, 2024 | Projected 2024       |
| <b>Operating Fund</b>  |                      |                      |                      |                                   |                      |
| <b>Revenues:</b>   |                      |                      |                      |                                   |                      |
| Sales of water (Operations)  | \$ 46,706,428        | \$ 52,008,356        | \$ 51,512,500        | \$ 7,681,698                      | \$ 51,512,500        |
| Other Revenues   | 1,539,894            | 1,540,103            | 1,174,000            | 65,232                            | \$ 1,174,000         |
| Interest Income  | 719,880              | 1,789,559            | 894,000              | 298,260                           | \$ 894,000           |
| <b>Total Revenues</b>  | <b>48,966,202</b>    | <b>55,338,018</b>    | <b>53,580,500</b>    | <b>8,045,189</b>                  | <b>53,580,500</b>    |
| <b>Expenditures:</b>   |                      |                      |                      |                                   |                      |
| Operating Expenses   | 17,657,979           | 18,738,475           | 21,743,529           | 2,680,731                         | 21,743,529           |
| Debt Service - Interest & Principal                                  | 24,071,874           | 18,709,260           | 18,889,317           | 1,568,498                         | 20,781,978           |
| Transfer Out to City (PILOT)   | 6,849,831            | 6,440,655            | 6,400,000            | 533,333                           | 6,400,000            |
| <b>Total Expenditures</b>  | <b>48,579,684</b>    | <b>43,888,390</b>    | <b>47,032,846</b>    | <b>4,782,562</b>                  | <b>48,925,507</b>    |
| <b>Net Operating Fund Inc(Decr)</b>                                  | <b>386,518</b>       | <b>11,449,628</b>    | <b>6,547,654</b>     | <b>3,262,627</b>                  | <b>4,654,993</b>     |
| <b>Operating Fund Balance</b>  |                      |                      |                      |                                   |                      |
| Opening Fund Balance   | 8,575,829            | 6,198,389            | 10,907,666           | 10,907,666                        | 10,907,666           |
| Net Operating Fund Inc(Decr)   | 386,518              | 11,449,628           | 6,547,654            | 3,262,627                         | 4,654,993            |
| Transfer Out to BAN* Repmt Fund                                      | (5,000,000)          | -                    | -                    | -                                 | (1,960,000)          |
| Transfer Out to Tank Recoat Reserve                                  | -                    | (800,000)            | -                    | -                                 | (800,000)            |
| Transfer In from BAN Repmt Fund                                      | -                    | -                    | -                    | -                                 | -                    |
| Transfer Out to Capital Fund   | (1,543,211)          | (7,740,951)          | -                    | (7,298,557)                       | (7,298,557)          |
| Transfer In from Bond Repmt Fund                                     | 2,680,625            | -                    | -                    | -                                 | -                    |
| Transfer In from Investment Acct                                     | 2,359,583            | -                    | -                    | -                                 | -                    |
| Accrual Adjustments  | (1,260,954)          | 1,800,600            | (586,000)            | 3,531,176                         | (586,000)            |
| <b>Ending Fund Balance</b>   | <b>\$ 6,198,389</b>  | <b>\$ 10,907,666</b> | <b>\$ 16,869,320</b> | <b>\$ 10,402,912</b>              | <b>\$ 4,918,102</b>  |
| <b>Construction Fund</b>   |                      |                      |                      |                                   |                      |
| <b>Revenues:</b>   |                      |                      |                      |                                   |                      |
| Bond/Loan Proceeds   | -                    | -                    | 7,328,000            | -                                 | 7,328,000            |
| SDWL Proceeds  | -                    | -                    | 5,135,000            | -                                 | 5,900,000            |
| Sales of Water (Expense Depreciation)                                | -                    | 4,166,667            | 5,000,000            | 833,333                           | 5,000,000            |
| Trans from Oper Fund / Reserves                                      | 1,543,211            | 7,740,951            | -                    | 7,298,557                         | 7,298,557            |
| <b>Total Capital Revenues</b>  | <b>1,543,211</b>     | <b>11,907,618</b>    | <b>17,463,000</b>    | <b>8,131,890</b>                  | <b>25,526,557</b>    |
| <b>Actual Expenditures &amp; Encumbrances</b>                        |                      |                      |                      |                                   |                      |
| Pipeline   | 1,100,392            | 5,825,350            | 6,339,000            | 3,038,308                         | 6,339,000            |
| Facility ~   | 1,193,819            | 2,773,960            | 8,683,000            | 8,812,354                         | 17,883,000           |
| Fleet/Other  | 1,172,107            | 2,444,442            | 2,441,000            | 1,213,041                         | 2,441,000            |
| <b>Total Capital Expend &amp; Encumb</b>                             | <b>3,466,318</b>     | <b>11,043,752</b>    | <b>17,463,000</b>    | <b>13,063,704</b>                 | <b>26,663,000</b>    |
| <b>Net Construction Fund Inc(Decr)</b>                               | <b>(1,923,107)</b>   | <b>863,866</b>       | <b>-</b>             | <b>(4,931,813)</b>                | <b>(1,136,443)</b>   |
| <b>Construction Fund Balance</b>                                     |                      |                      |                      |                                   |                      |
| Opening Fund Balance   | 8,343,939            | 6,420,832            | 7,284,698            | 7,284,698                         | 7,284,698            |
| Net Capital Fund Inc(Decr)   | (1,923,107)          | 863,866              | -                    | (4,931,813)                       | (1,136,443)          |
| <b>Ending Fund Balance</b>   | <b>\$ 6,420,832</b>  | <b>\$ 7,284,698</b>  | <b>\$ 7,284,698</b>  | <b>\$ 2,352,885</b>               | <b>\$ 6,148,255</b>  |
| <b>BAN* Repayment Reserve Fund</b>                                   |                      |                      |                      |                                   |                      |
| Opening Fund Balance   | 5,000,000            | 10,000,000           | 10,000,000           | \$ 10,000,000                     | 10,000,000           |
| Transfer In from Operating Fund                                      | 5,000,000            | -                    | -                    | -                                 | 1,960,000            |
| 2023 SDWL Proceeds   | -                    | 4,675,000            | -                    | -                                 | 4,675,000            |
| 2024 SDWL Proceeds ***   | -                    | -                    | -                    | -                                 | 3,365,000            |
| <b>Ending BAN Repayment Reserve Balance</b>                          | <b>\$ 10,000,000</b> | <b>\$ 14,675,000</b> | <b>\$ 10,000,000</b> | <b>\$ 10,000,000</b>              | <b>\$ 20,000,000</b> |
| <i>*Bond Anticipation Note for \$20 Million</i>                      |                      |                      |                      |                                   |                      |
| <i>** 2023 Actuals subject to change until financials are issued</i> |                      |                      |                      |                                   |                      |
| <i>*** Estimated 2024 SDWL of \$3.365M for pipelines</i>             |                      |                      |                      |                                   |                      |
| <i>~ \$4M from Reserves for Well 19 - budget authority in 2023</i>   |                      |                      |                      |                                   |                      |



| <b>Madison Water Utility</b>                                    |                           |                           |                              |                      |
|---|---------------------------|---------------------------|------------------------------|----------------------|
| <b>Cash Reserves &amp; Long-Term Debt</b>                       |                           |                           |                              |                      |
| <b>Cash Reserves</b>  | <b>FY 2021<br/>Actual</b> | <b>FY 2022<br/>Actual</b> | <b>FY 2023<br/>Actual **</b> | <b>2/29/2024 *</b>   |
| Restricted:   |                           |                           |                              |                      |
| Bond Redemption Fund  | \$ 14,917,677             | \$ 13,164,827             | \$ 13,191,166                | \$ 2,203,000         |
| Bond Reserve Account  | 17,295,374                | 13,970,411                | 14,669,157                   | 12,190,068           |
| BAN Repayment Fund  | 5,000,000                 | 10,000,000                | 10,000,000                   | 10,000,000           |
| Tank Recoat Reserve   |                           |                           | 800,000                      | 800,000              |
| Depreciation Fund   | 750,000                   | 750,000                   | 750,000                      | 750,000              |
| PILOT Fund  | -                         | -                         | -                            | -                    |
| Assessment Account  | 1,351,770                 | 1,504,541                 | 1,858,134                    | 1,858,134            |
| Construction Fund Account                                       | 8,343,939                 | 6,420,832                 | 2,548,254                    | 2,463,083            |
| Expense Depreciation  |                           |                           | 1,966,423                    | 2,797,819            |
| Unrestricted Cash Balance                                       | 8,575,829                 | 6,198,389                 | 16,167,790                   | 20,351,294           |
| <b>Total Cash &amp; Investments</b>                             | <b>\$ 56,234,588</b>      | <b>\$ 52,009,000</b>      | <b>\$ 61,950,923</b>         | <b>\$ 53,413,398</b> |
| <b>No. of months expenditures covered by Operating Reserves</b> | <b>2.54</b>               | <b>1.73</b>               | <b>4.42</b>                  | <b>4.26</b>          |
| <b>Debt Coverage Ratio</b>                                      | <b>1.69</b>               | <b>1.95</b>               |                              |                      |



\*\* 2023 Actuals subject to change until financials are issued

\* As of 3.20.24



# City of Madison

City of Madison  
Madison, WI 53703  
www.cityofmadison.com

## Master

**File Number: 82606**

**File ID:** 82606

**File Type:** Miscellaneous

**Status:** Consent Agenda

**Version:** 1

**Reference:**

**Controlling Body:** WATER UTILITY BOARD

**File Created Date :** 03/26/2024

**File Name:** Capital Projects Monthly Report March 2024

**Final Action:**

**Title:** Capital Projects Monthly Report

### Notes:

### Sponsors:

### Effective Date:

**Attachments:** Item 7 - Memo - Capital Projects Monthly Report 2024-03-26.pdf, Item 7 - Attachment - Capital Projects Monthly Report 2024-03-26.pdf

### Enactment Number:

### Author:

### Hearing Date:

**Entered by:** jberndt@madisonwater.org

### Published Date:

## History of Legislative File

| Ver-<br>sion: | Acting Body: | Date: | Action: | Sent To: | Due Date: | Return<br>Date: | Result: |
|---------------|--------------|-------|---------|----------|-----------|-----------------|---------|
|---------------|--------------|-------|---------|----------|-----------|-----------------|---------|

### Text of Legislative File 82606

Title

Capital Projects Monthly Report

Body

See corresponding memo and attachments.

## MEMORANDUM

Date: March 26, 2024

To: Water Utility Board

From: Pete Holmgren, P.E. – Chief Engineer  
Krishna Kumar, General Manager

Subject: Capital Projects Report

## BACKGROUND

Board governance policy requires that the Utility shall not cause or allow conditions, procedures, or decisions that prevent the Madison Water Utility from meeting its obligation to serve current and future generations of customers within the City of Madison and its authorized service areas. Accordingly, the Utility shall not cause or allow conditions, procedures, or decisions that:

1. Fail to assure that required rates fund all expenditures for timely and prudent capital improvements to existing utility systems, and that those capital improvements are driven by reliability, operational or regulatory requirements, replacement of aging infrastructure, utility relocations for public works and road projects, extension of the life of existing systems, or customer input.
2. Fail to identify and plan for resource and infrastructure needs for the provision of water service to customers in a timely manner.
3. Fail to coordinate Madison Water Utility activities and policies with the City of Madison's Comprehensive Plan and other relevant guidelines for community development.
4. Fail to consider participation with other governmental or private entities on regional major water infrastructure or water supply planning projects.

The Engineering Section of the Utility strives to meet or exceed the expectations laid out above. The monthly Capital Budget to Actual Monthly Report reflecting these efforts is attached.

## **SUMMARY**

The attached 2024 Capital Budget Monthly Report presents the total of both actual capital expenditures *and* encumbrances through February 2024; this total is ~\$13,100,000.

The 2024 actual expenditures in February total ~\$261,000 and consist of:

- ~\$99,000 in facility expenses
- ~\$147,000 in fleet/other expenses
- ~\$15,000 in pipeline expenses

For expense depreciation related to water main replacement projects:

- The total targeted spend amount in 2024 is \$5,000,000.
- The estimated amount spent through February 2024 is ~1,679,000.
- The remaining amount for our 2024 spending target is ~\$3,321,000.

Please refer to the attached report for additional information, which also includes project updates for:

- Major Capital Project Unit Well 19
- Major Capital Project Unit Well 15

## **ATTACHMENTS:**

1. Capital Projects Monthly Report – March 2024

# WATER UTILITY BOARD

## CAPITAL PROJECTS MONTHLY REPORT




Pete Holmgren, P.E.  
Chief Engineer

March 26, 2024




# Capital Projects Monthly Report



## ■ PRESENTATION OVERVIEW:

1. Actual Expenditures and Encumbrances Through February 2024
2. Water Main Replacement Expense Depreciation Through February 2024
3. Major Capital Project Updates:
  - Unit Well 19 Fe, Mn, Radium Treatment Facility
  - Unit Well 15 PFAS Treatment Facility


# Capital Projects Monthly Report



## 2024 Actual Expenditures and Encumbrances (Through February):

- Total of Actual Expenditures and Encumbrances: ~\$13,100,000
- February 2024 Actual Expenditures (~\$261,000):
  - 1. Facilities: ~\$99,000**
    - UW24 Rehab; UW19 Treatment Project; UW7/17 VFD Replacements
  - 2. Fleet/Other: ~\$147,000**
    - Raise/Replace Hydrants; Leak Detector; Truck Maintenance
  - 3. Pipelines: ~\$15,000**
    - Cut in of new system valves

# Capital Projects Monthly Report




## 2024 Water Main Expense Depreciation (Through February):

- 2024 targeted spend amount: \$5,000,000
- Current estimated amount spent: ~\$1,679,000
- Remaining estimated amount for spend target: ~\$3,321,000




# Capital Projects Monthly Report



## Major Project Update: Well 19 Fe, Mn, Radium Treatment Facility

- Project Budget: \$9,088,000 (2024 Budget: \$8,116,000)
- Current Status: Construction
  - Break ground: Early April
  - Site signage, coordination with staff and residents
  - Permit compliance steps (erosion control measures, stormwater management, etc.)
- Upcoming:
  - Inspection, coordination of regular meetings
  - Review of product submittals

# Capital Projects Monthly Report



## Major Project Update: Well 15 PFAS Treatment Facility

- Project Budget: \$5,943,000
- Current Status: Post-Bid
  - Execution of contract: Daniels Construction Co. - **\$4,297,330**
  - Schedule preconstruction meetings (1 onsite, 1 virtual)
  - Site signage, website and email list updates as construction schedule becomes known
- Upcoming:
  - Break ground!
  - Review of product submittals



# Questions / Comments?

Contact Information:

Pete Holmgren

[pholmgren@madisonwater.org](mailto:pholmgren@madisonwater.org)



# City of Madison

City of Madison  
Madison, WI 53703  
www.cityofmadison.com

## Master

**File Number: 82607**

**File ID:** 82607

**File Type:** Miscellaneous

**Status:** In Committee

**Version:** 1

**Reference:**

**Controlling Body:** WATER UTILITY BOARD

**File Created Date :** 03/21/2024

**File Name:**

**Final Action:**

**Title:** Operations Monthly Report

**Notes:**

**Sponsors:**

**Effective Date:**

**Attachments:** Item 8 - Monthly Operations Report March 2024.pdf

**Enactment Number:**

**Author:**

**Hearing Date:**

**Entered by:** jberndt@madisonwater.org

**Published Date:**

### History of Legislative File

| Ver-<br>sion: | Acting Body: | Date: | Action: | Sent To: | Due Date: | Return<br>Date: | Result: |
|---------------|--------------|-------|---------|----------|-----------|-----------------|---------|
|---------------|--------------|-------|---------|----------|-----------|-----------------|---------|

### Text of Legislative File 82607

Title

Operations Monthly Report

Body

See corresponding attachment.

Quality and Reliability since 1882

**Madison  
Water  
Utility**



**MONTHLY OPERATIONS REPORT**

Mar-24

|   | Jan-24 | Feb-24 | 2024 YTD Total |
|---|--------|--------|----------------|
| <b>Hydrants</b>                           |        |        |                |
| Total in Service - <b>9,463</b>           |        |        |                |
| No. Replaced                              | 8      | 11     | 19             |
| No. of Inspections                        | 265    | 429    | 694            |
| No. Repaired                              | 6      | 4      | 10             |
| Unidirectional Flushing Runs              | 0      | 0      | 0              |
| Conventional Flushing Runs                | 0      | 0      | 0              |
| No. Re-painted                            | 0      | 0      | 0              |
| (Temp Water Connections)                  | 4      | 9      | 13             |
| <b>Valves</b>                             |        |        |                |
| Total System valves - <b>15,964</b>       |        |        |                |
| Total Large Service valves - <b>4,215</b> |        |        |                |
| Total Hydrant valves - <b>6,946</b>       |        |        |                |
| No. Replaced                              | 4      | 6      | 10             |
| No. of Inspections                        | 1,473  | 1,654  | 3,127          |
| No. Repaired                              | 10     | 28     | 38             |
| <b>System Leaks</b>                       |        |        |                |
| Total Miles in Service - <b>921</b>       |        |        |                |
| Number of Main Leaks Repaired             | 56     | 21     | 77             |
| Number of Service Leaks Repaired          | 1      | 0      | 1              |
| <b>Operational Projects</b>               |        |        |                |
| Cast-in-place pipe lining (feet)          | 0      | 0      | 0              |
| Pavement repair (open work orders)        | 70     | 53     | 123            |
| Pavement repair (closed work orders)      | 9      | 1      | 10             |
| Terrace repair (open work orders)         | 64     | 58     | 122            |
| Terrace repair (closed work orders)       | 0      | 0      | 0              |



# City of Madison

City of Madison  
Madison, WI 53703  
www.cityofmadison.com

## Master

**File Number: 80952**

**File ID:** 80952

**File Type:** Miscellaneous

**Status:** In Committee

**Version:** 1

**Reference:**

**Controlling Body:** WATER UTILITY BOARD

**File Created Date :** 11/21/2023

**File Name:**

**Final Action:**

**Title:** Meeting Evaluation and Discussion

**Notes:**

**Sponsors:**

**Effective Date:**

**Attachments:** Board Self Eval Form.pdf

**Enactment Number:**

**Author:**

**Hearing Date:**

**Entered by:** shelmstetter@cityofmadison.com

**Published Date:**

### History of Legislative File

| Ver-<br>sion: | Acting Body: | Date: | Action: | Sent To: | Due Date: | Return<br>Date: | Result: |
|---------------|--------------|-------|---------|----------|-----------|-----------------|---------|
|---------------|--------------|-------|---------|----------|-----------|-----------------|---------|

### Text of Legislative File 80952

Title  
Meeting Evaluation and Discussion

# Water Utility Board Self-Evaluation Form

(Relates to Board Policy BP-2A and GUIDE 5)

**All members actively participate in discussions, and all members have opportunities to voice opinions/positions on agenda topics.**

Not Met 1 2 3 4 5 Fully Met

**Members come prepared to engage in discussion by reviewing materials provided prior to the meeting.**

Not Met 1 2 3 4 5 Fully Met

**Members engage in active listening and avoid interrupting other speakers.**

Not Met 1 2 3 4 5 Fully Met

**Members offer honest opinions and respect the viewpoints expressed by other members.**

Not Met 1 2 3 4 5 Fully Met

**Members honor WUB procedures and policies as outlined in the WUB Policy book.**

Not Met 1 2 3 4 5 Fully Met

**Members represent the collective interest of current and future Madison residents.**

Not Met 1 2 3 4 5 Fully Met

**Members make decisions based on equity principles considering the decision's impact on all residents. The decision-making process considers: Who benefits? Who is burdened? Who does not have a voice at the table? How can policymakers mitigate unintended consequences?**

Not Met 1 2 3 4 5 Fully Met

*Developed by Pat Delmore, January 2019. Updated July 2020.*