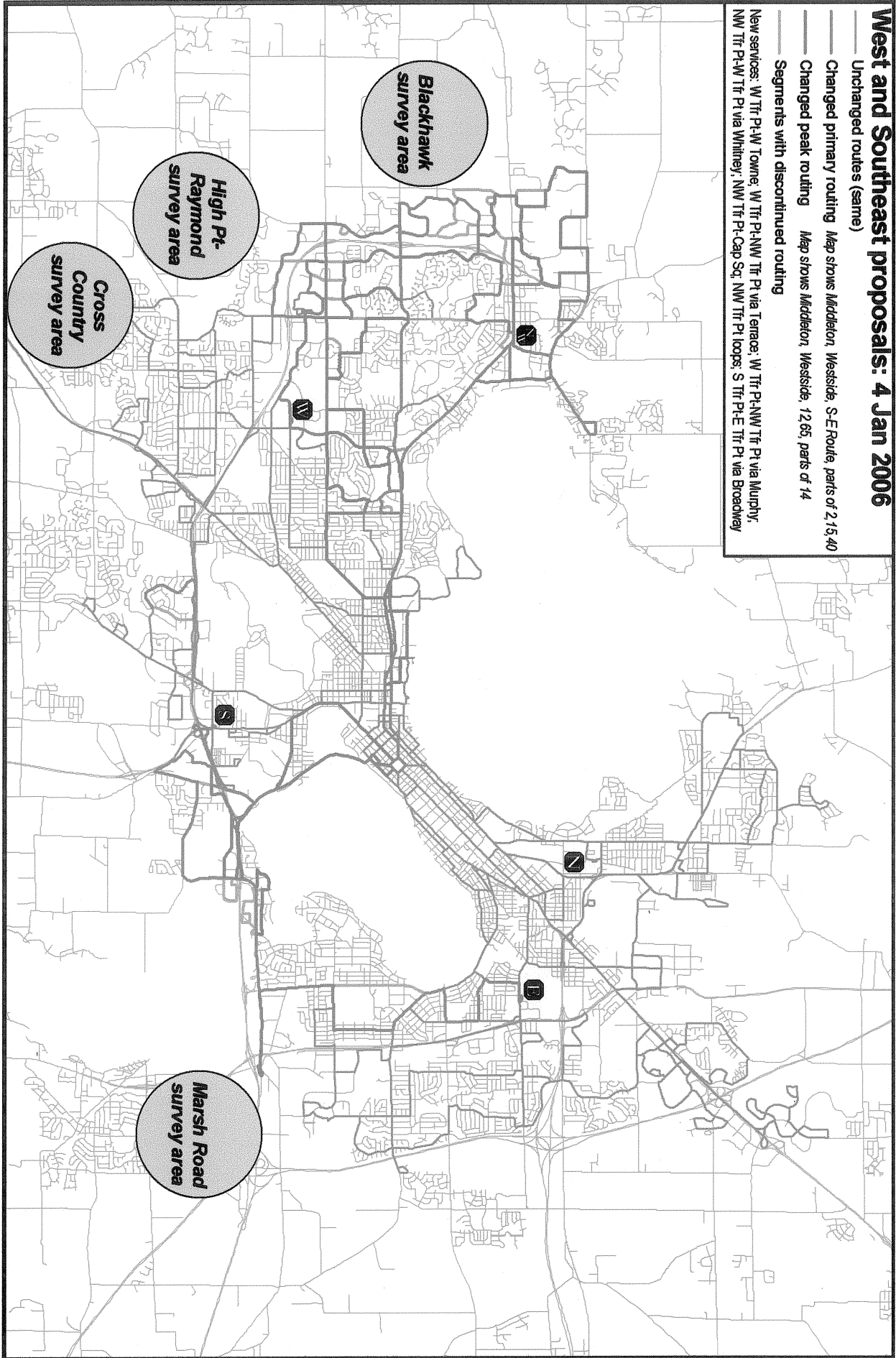


West and Southeast proposals: 4 Jan 2006

- Unchanged routes (same)
 - Changed primary routing *Map shows Middleton, Westside, S-E Route, parts of 2, 15, 40*
 - Changed peak routing *Map shows Middleton, Westside, 12, 65, parts of 14*
 - Segments with discontinued routing
- New services: W Tf, Pt-W Towne, W Tf, Pt-NW Tf, Pt via Terrace, W Tf, Pt-NW Tf, Pt via Murphy, NW Tf, Pt-W Tf, Pt via Whitney, NW Tf, Pt-Cap Sq, NW Tf, Pt loops, S Tf, Pt-E Tf, Pt via Broadway



**Blackhawk
survey area**

**High Pt-
Raymond
survey area**

**Cross
Country
survey area**

**Marsh Road
survey area**

AM: Dutch Mill P&R-West Tfr Pt via Waunona



Dutch Mill Park & Ride	Lake Point & Bridge	John Nolen & Rimrock	Main & Carroll	University & Park & M	University idvale	Arrive West Tfr Pt
5:52	5:59	6:07	6:14	6:21	6:28	6:36
6:22	6:29	6:37	6:44	6:51	6:58	7:06
6:52	7:00	7:08	7:16	7:23	7:30	7:38
7:22	7:30	7:38	7:46	7:53	8:00	8:08
7:52	8:00	8:08	8:16	8:23	8:30	8:38
8:22	8:30	8:38	8:46	8:53	--	--

PM: West Tfr Pt-Dutch Mill P&R via Waunona

Depart West Tfr Pt	University & Midvale	Campus & Randall	Main & Carroll	John Nolen & Rimrock	Lake Point & Bridge	Dutch Mill Park & Ride
--	--	3:32	3:39	3:47	3:56	4:04
--	--	4:02	4:09	4:17	4:26	4:34
4:15	4:24	4:32	4:39	4:47	4:56	5:04
4:45	4:54	5:02	5:09	5:17	5:26	5:34
5:15	5:23	5:30	5:38	5:46	5:54	6:02
5:45	5:53	6:00	6:08	6:16	6:24	6:32

AM: West Tfr Pt-Dutch Mill P&R via Broadway

Depart West Tfr Pt	Regent & Price	Walnut & University	Johnson & Park	Main & Carroll	John Nolen & Rimrock	Broadway & Bridge	Dutch Mill Park & Ride
6:15	6:22	6:32	6:41	6:47	6:54	7:02	7:09
6:45	6:52	7:02	7:11	7:17	7:24	7:32	7:39
7:15	7:22	7:32	7:41	7:47	7:54	8:02	8:09
7:45	7:52	8:02	8:11	8:17	--	--	--
8:15	8:22	8:32	8:41	8:47	--	--	--
8:45	8:52	9:02	9:11	9:17	--	--	--

PM: Dutch Mill P&R-West Tfr Pt via Broadway

Dutch Mill Park & Ride	Broadway & Bridge	John Nolen & Rimrock	Main & Carroll	University & Park	Walnut & University	Regent & Price	Arrive West Tfr Pt
--	--	--	3:36	3:44	3:52	4:01	4:09
--	--	--	4:06	4:14	4:22	4:31	4:39
4:10	4:17	4:27	4:36	4:44	4:52	5:01	5:09
4:40	4:47	4:57	5:06	5:14	5:22	5:31	5:39
5:11	5:18	5:27	5:36	5:44	5:52	6:01	6:09

SE Connector Route: South Tfr Pt-East Tfr Pt via Broadway

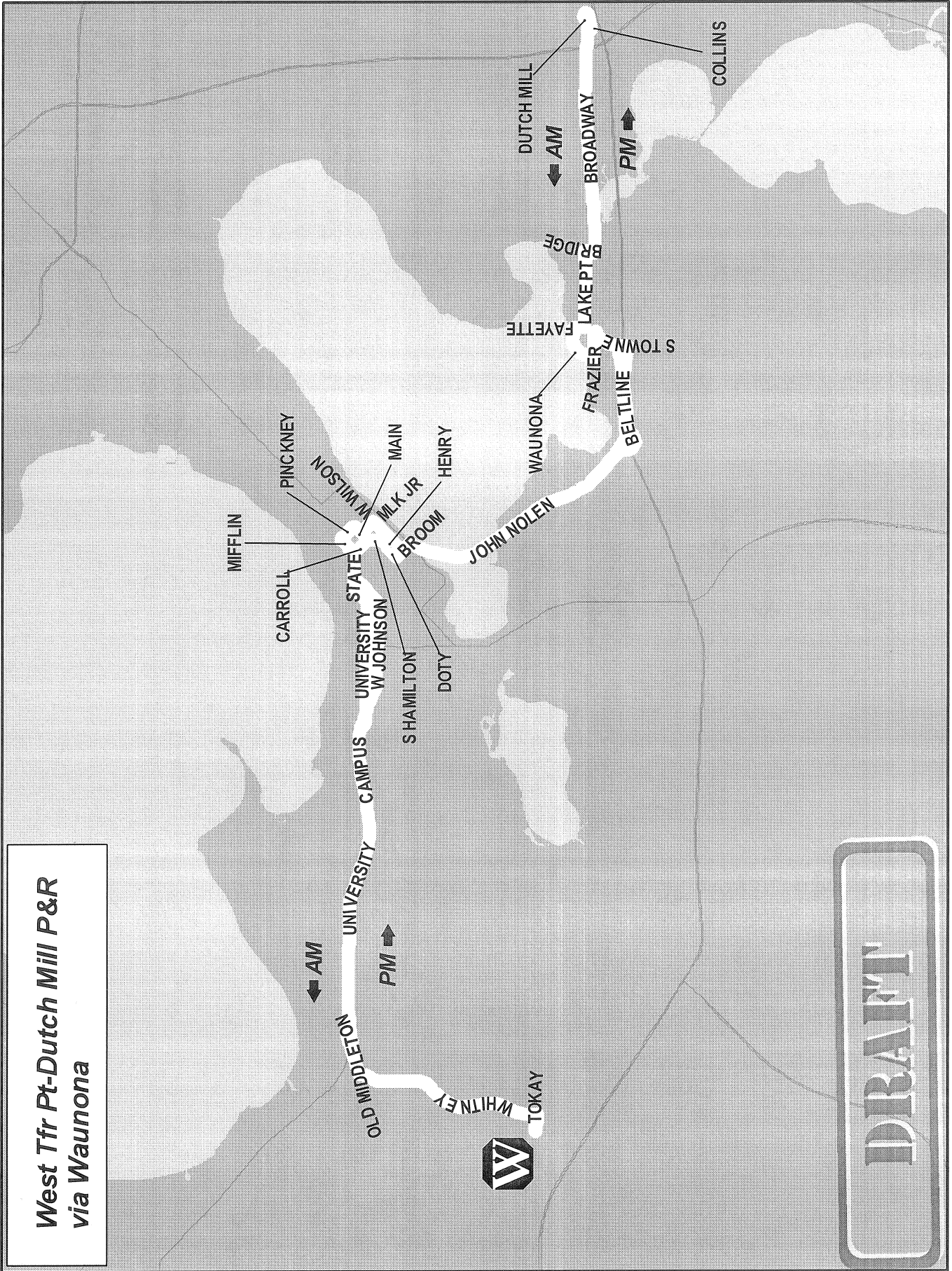
DRAFT

Depart South Tfr Pt	Deer Vly & Pheasant Rg	Moorland & Highland	Broadway & Bridge	Pflaum & Alder	Dempsey & Cottage Grv	Arrive East Tfr Pt
6:00	6:05	6:12	6:17	6:25	6:34	6:41
6:30	6:35	6:42	6:47	6:55	7:04	7:11
7:00	7:05	7:12	7:17	7:25	7:34	7:41
7:30	7:35	7:42	7:47	7:55	8:04	8:11
8:00	8:05	8:12	8:17	8:25	8:34	8:41
8:30	8:35	8:42	8:47	8:55	9:04	9:11
9:30	9:35	9:42	9:47	9:55	10:04	10:11
10:30	10:35	10:42	10:47	10:55	11:04	11:11
11:30	11:35	11:42	11:47	11:55	12:04	12:11
12:30	12:35	12:42	12:47	12:55	1:04	1:11
1:30	1:35	1:42	1:47	1:55	2:04	2:11
2:30	2:35	2:42	2:47	2:55	3:04	3:11
--	--	--	--	3:25	3:34	3:41
3:30	3:35	3:42	3:47	3:55	4:04	4:11
4:00	4:05	4:12	4:17	4:25	4:34	4:41
4:30	4:35	4:42	4:47	4:55	5:04	5:11
5:00	5:05	5:12	5:17	5:25	5:34	5:41
5:30	5:35	5:42	5:47	5:55	6:04	6:11
6:00	6:05	6:12	6:17	6:25	6:34	6:41
6:30	6:35	6:42	6:47	6:55	7:04	7:11
7:30	7:35	7:42	7:47	7:55	8:04	8:11
8:30	8:35	8:42	8:47	8:55	9:04	9:11
9:30	9:35	9:42	9:47	9:55	10:04	10:11
10:30	10:35	10:42	10:47	10:55	11:04	11:11
11:30	11:35	11:42	11:47	--	--	--

SE Connector Route: East Tfr Pt-South Tfr Pt via Broadway

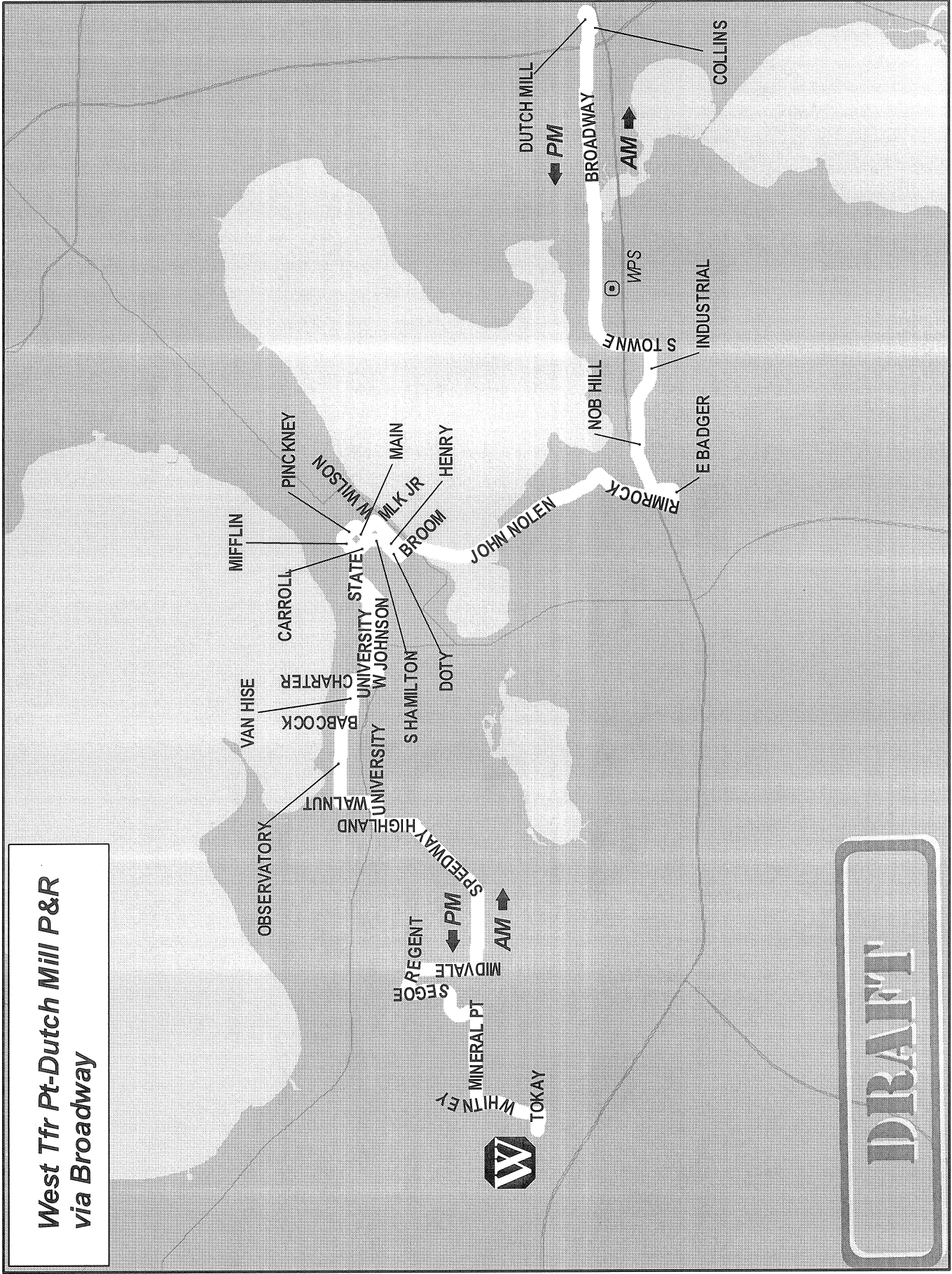
Depart East Tfr Pt	Dempsey & Cottage Grv	Pflaum & Alder	Broadway & Bridge	Moorland & Highland	Deer Vly & Pheasant Rg	Arrive South Tfr Pt
--	--	--	5:37	5:42	5:49	5:56
--	--	--	6:07	6:12	6:19	6:26
6:15	6:22	6:30	6:37	6:42	6:49	6:56
6:45	6:52	7:00	7:07	7:12	7:19	7:26
7:15	7:22	7:30	7:37	7:42	7:49	7:56
7:45	7:52	8:00	8:07	8:12	8:19	8:26
8:15	8:22	8:30	8:37	8:42	8:49	8:56
8:45	8:52	9:00	9:07	9:12	9:19	9:26
9:45	9:52	10:00	10:07	10:12	10:19	10:26
10:45	10:52	11:00	11:07	11:12	11:19	11:26
11:45	11:52	12:00	12:07	12:12	12:19	12:26
12:45	12:52	1:00	1:07	1:12	1:19	1:26
1:45	1:52	2:00	2:07	2:12	2:19	2:26
2:45	2:52	3:00	3:07	3:12	3:19	3:26
3:15	3:22	3:30	3:37	3:42	3:49	3:56
3:45	3:52	4:00	4:07	4:12	4:19	4:26
4:15	4:22	4:30	4:37	4:42	4:49	4:56
4:45	4:52	5:00	5:07	5:12	5:19	5:26
5:15	5:22	5:30	5:37	5:42	5:49	5:56
5:45	5:52	6:00	6:07	6:12	6:19	6:26
6:15	6:22	6:30	--	--	--	--
6:45	6:52	7:00	7:07	7:12	7:19	7:26
7:45	7:52	8:00	8:07	8:12	8:19	8:26
8:45	8:52	9:00	9:07	9:12	9:19	9:26
9:45	9:52	10:00	10:07	10:12	10:19	10:26
10:45	10:52	11:00	11:07	11:12	11:19	11:26
11:15	11:22	11:30	--	--	--	--

**West Tfr Pt-Dutch Mill P&R
via Waunona**



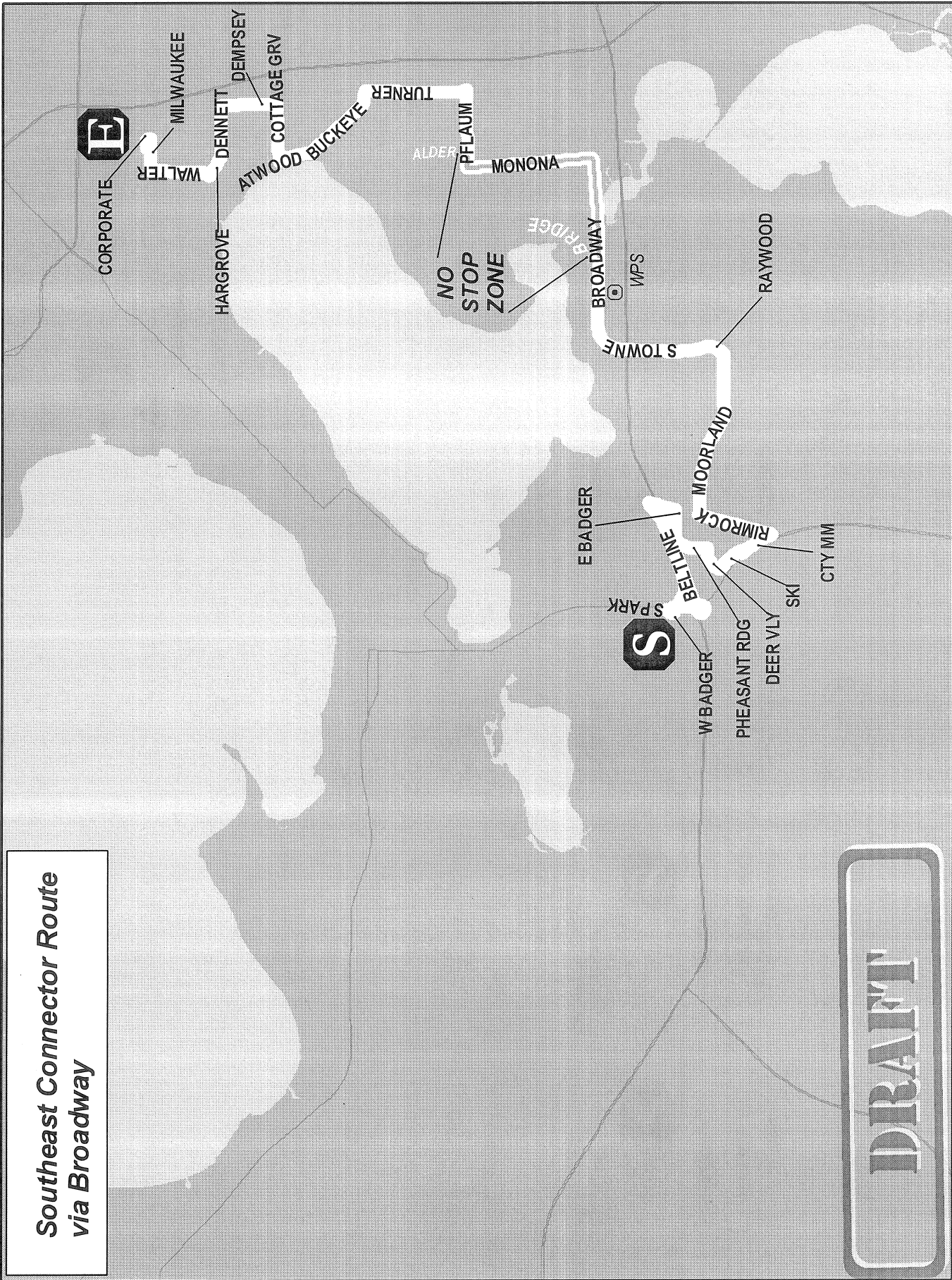
DRAFT

**West Tfr Pt-Dutch Mill P&R
via Broadway**



DRAFT

**Southeast Connector Route
via Broadway**



DRAFT