



Madison Police Department
Criminal Intelligence Section

May 2022 Monthly Public Crime Summary

*****Do not release this written product in any format. This report is to be used as a verbal resource only. *****

Data Resources for the Public

Interested community members should be encouraged to utilize these public resources for information about the Madison Police Department and crime in Madison. All of the data taken from these sites is produced for the public and therefore can be reproduced and redistributed.

➤ Resource: **Chief's blog**

Location: <https://www.cityofmadison.com/police/chief/blog/>

Type of Information: preliminary general information about recent notable incidents

Notes: public can sign up to receive this information in a daily email

➤ Resource: **MPD Blotter / News Releases / Incident Reports**

Location: <https://www.cityofmadison.com/police/newsroom/>

Type of Information: Press releases on various matters

➤ Resource: **Community Crime Map**

Location: <https://communitycrimemap.com/?address=Madison,%20WI>

Type of Information: Map of incidents that is searchable by date, location, and incident type; helpful for neighborhood associations to track crime in their area; case number provided;

Notes: data uploaded to the site at 8am daily

➤ Resource: **MPD Annual Report**

Location: <https://www.cityofmadison.com/police/chief/annualreports.cfm>

Type of Information: Variety- MPD demographics, initiatives, crime statistics, arrest statistics

➤ Resource: **Quarterly IBR Offenses, IBR arrests, Personnel Demographics, Use of Force data**

Locations: <https://www.cityofmadison.com/police/data/>

Type of Information: Quarterly offense, arrest, and use of force data



Monthly Crime Summary

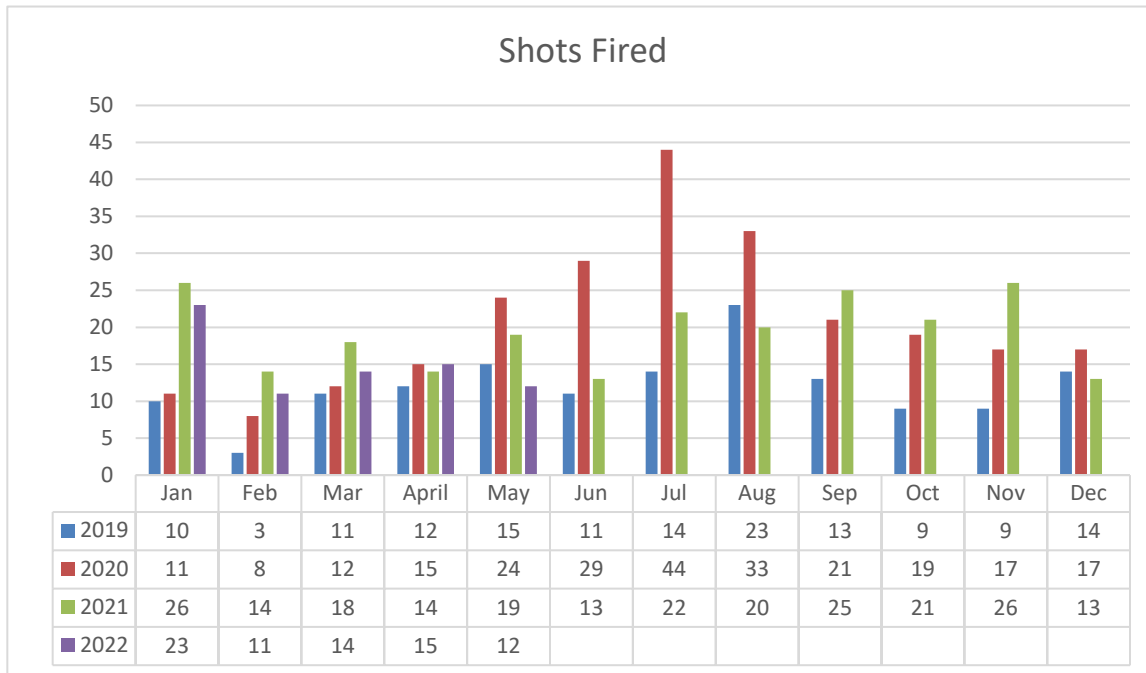
May 2022 – Shots Fired

CITY WIDE: There were **12** reported shots fired incidents in the month of April.

YEAR TO DATE: There have been **75** shots fired incidents through 5/31/2022.

3 YEAR COMPARISON (MAY)

- 2019 – 15
- 2020 – 24
- 2021 – 19
- **3-year average – 19.33**
- The 12 shots fired in May 2022 is a **37.9% decrease** over the previous 3-year average





MAY 2022 – Robbery

City Wide: There have been **10** reported robbery offenses in the month of May.

Year to Date: There have been **56** reported robbery offenses since January 1st, 2022.

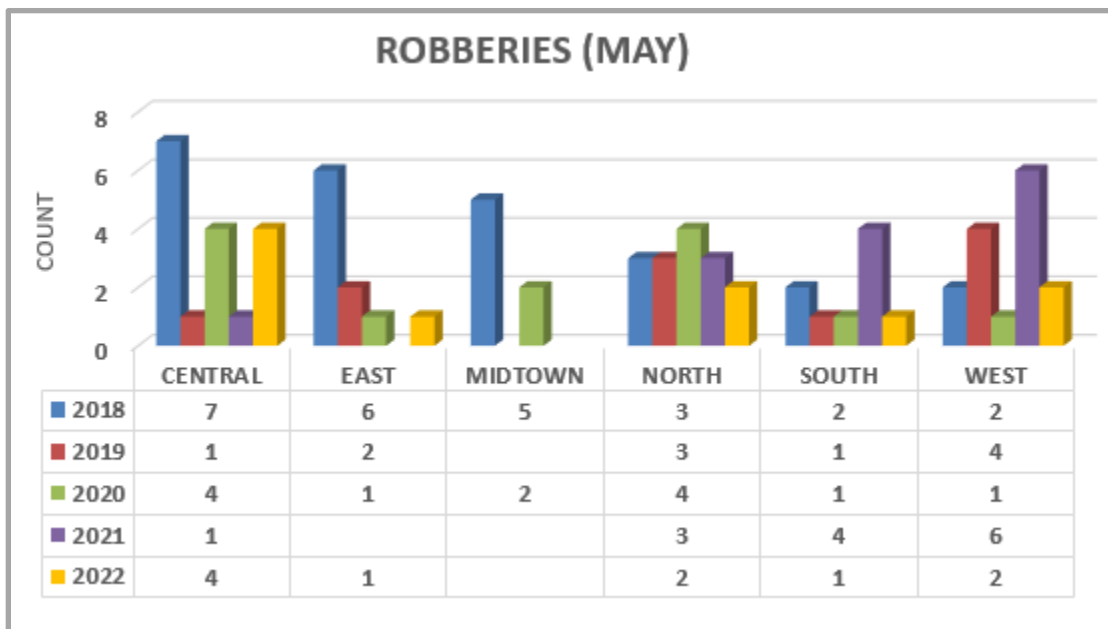
3 Year Comparison (MAY):

- 2019: **11**
- 2020: **13**
- 2021: **14**
- 3YR average: **12.7**

21.2% decrease when comparing May, 2022 robbery totals (10) to 3 YR Avg. (12.7)

MAY, 2022 Robberies by District:

Midtown: 0, West: 2, South: 1, Central: 4, North: 2, East: 1



Due to the dynamic nature of data, this information is a snapshot in time as of the creation of this report. The processing of additional records and corrections may adjust these numbers. Data generated on: 6/3/2022



May 2022 – Burglaries

City Wide: There were at least **85** burglary cases in the month of May.

Year to Date: There have been at least **271** burglary cases since January 1st, 2022.

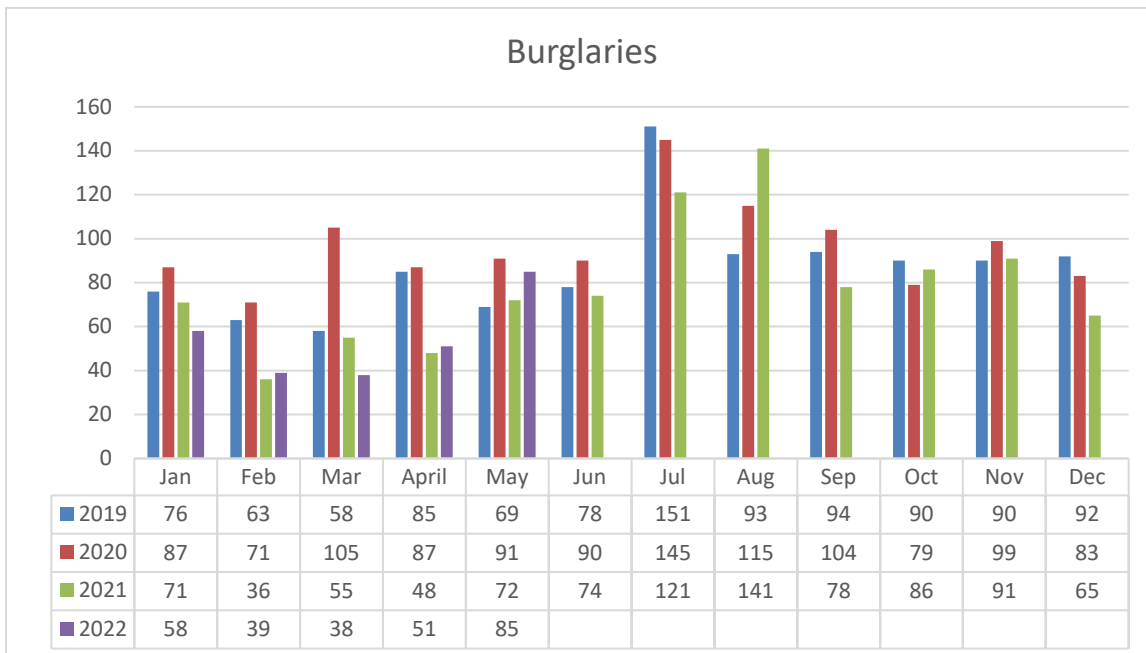
3 Year Comparison (May):

- 2019: 69
- 2020: 91
- 2021: 72
- 3-year average: **77.3**

The 85 burglaries in May 2022 is almost a **10% increase** over the previous 3-year average.

Stolen Autos per District: Midtown: 15, West: 16, South: 3, Central: 20, North: 16, East: 15

What: During the course of the 85 reported burglaries, no firearms were discovered stolen, and 26 victims reported being home at the time.





May 2022 – Heroin Overdoses

City Wide: There were at least **27** heroin overdose calls for service in the month of May. There were 4 fatal heroin overdoses in the month of May.

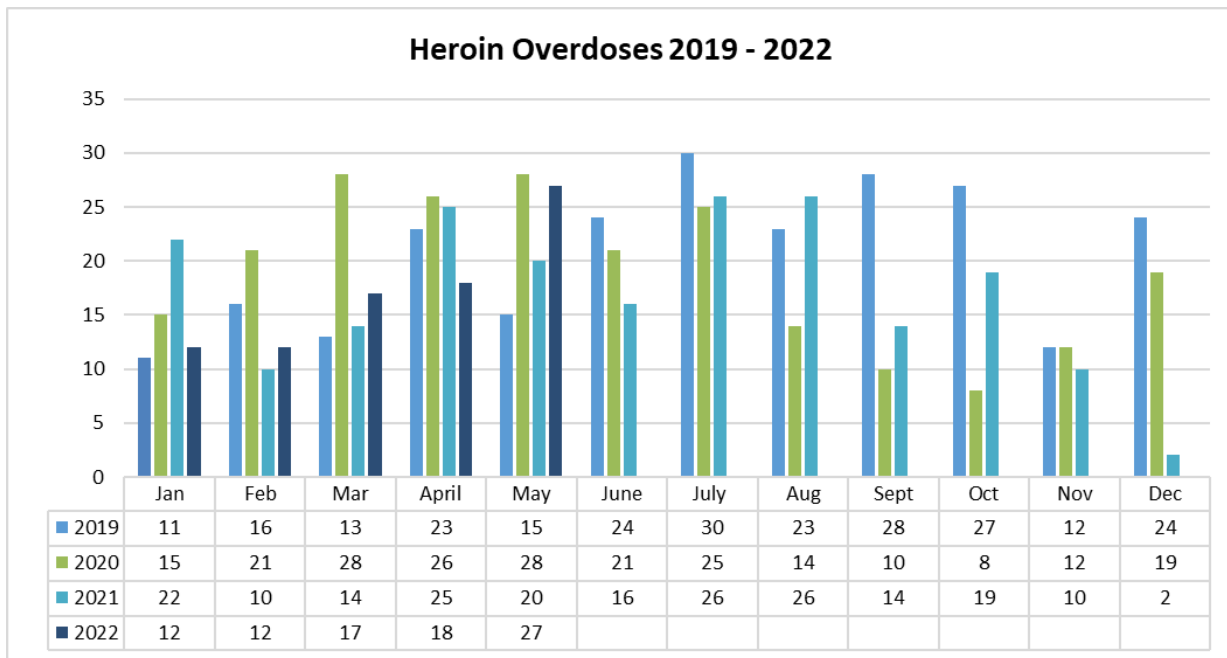
Year to Date: There have been at least **86** heroin overdose calls for service since January 1st, 2022.

3 Year Comparison (May):

- 2019: 15
- 2020: 28
- 2021: 20
- 3-year average: **21**

The 27 heroin overdoses in May 2022 is a **29% increase** over the previous 3-year average.

Heroin ODs per District: Midtown: 5, West: 5, South: 1, Central: 4, North: 6, East: 6





May 2022 – Stolen Autos

City Wide: There were at least **42** stolen auto calls for service in the month of May. 38 have been recovered.

Year to Date: There have been at least **217** stolen auto calls for service since January 1st, 2022.

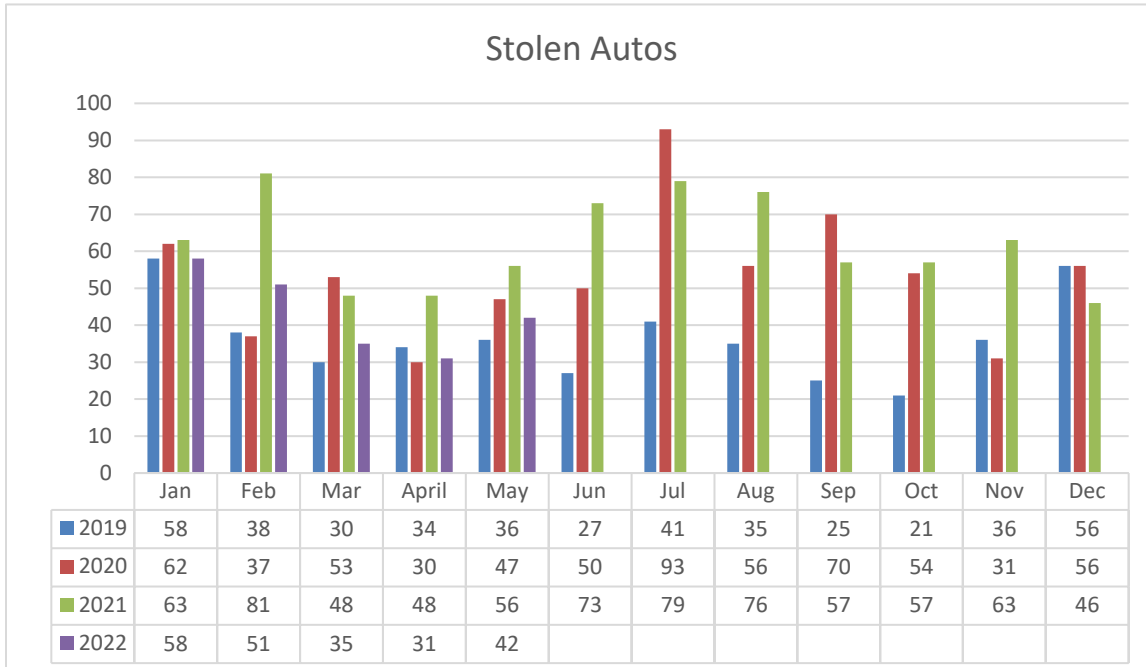
3 Year Comparison (May):

- 2019: 36
- 2020: 47
- 2021: 56
- 3-year average: **46**

The 42 stolen autos in May 2022 is an **8.6% decrease** compared to the previous 3-year average.

Stolen Autos per District: Midtown: 4, West: 8, South: 6, Central: 3, North: 4, East: 17

What: Of the 42 autos stolen in May, 9 had keys in them or easily accessible. 2 were unlocked and running at the time of the theft.





Monthly Crime Summary

May 2022 – TFA

City Wide: There were at least **68** TFA offenses in the month of May, 2022.

Year to Date: There have been at least **239** TFA offenses since January 1st, 2022.

3 Year Comparison (May):

- 2019: 103
- 2020: 149
- 2021: 111
- 3-year average: **121**

The 68 TFAs in May 2022 is a **43% decrease** over the previous 3-year average.

TFAs per District: West: 14, Midtown: 10, South: 6, Central: 3, North: 13, East: 22

What: Of the 68 TFAs in May, 25 were forced entry & 46 were no-force or unlocked.

