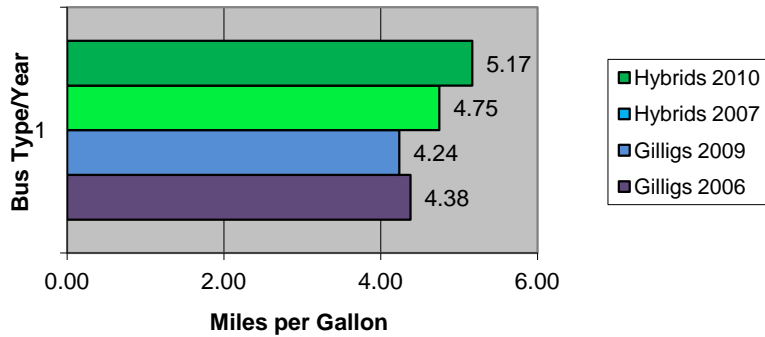


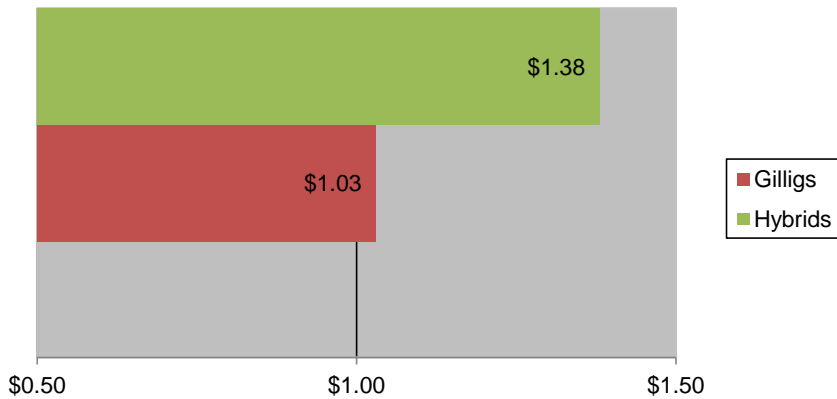
Hybrid/Diesel Comparison - July 1, 2016 - September 30, 2016

Bus Type/Year	Bus #	Mileage	Fuel	Fuel Cost*	Parts	Labor	CPM**	AVG MPG
Gilligs (2006)	906 - 921	83,049	18,969	\$51,744	\$10,937	\$13,254	\$0.91	4.38
Hybrids (2007)	001-005	37,321	7,684	\$21,452	\$9,636	\$7,350	\$1.03	4.75
Gilligs (2009)	922-954	236,522	52,472	\$143,139	\$47,221	\$52,490	\$1.03	4.51
Hybrids (2010)	006-019	182,130	42,958	\$117,185	\$85,440	\$49,359	\$1.38	4.24

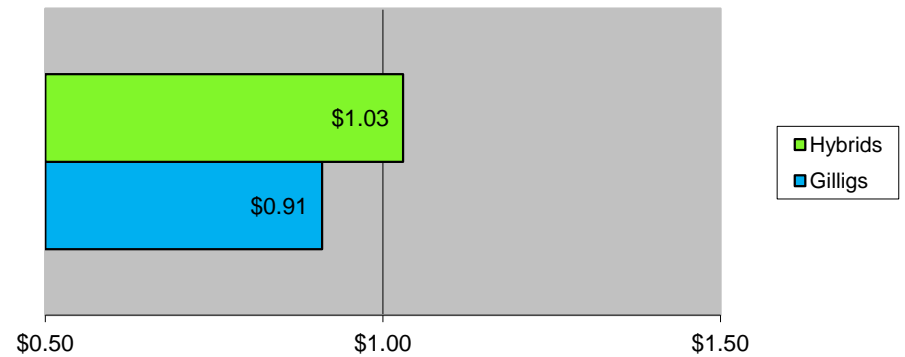
Miles per Gallon by Bus Type and Year



Cost Per Mile: 2009 Gilligs vs. 2010 Hybrids



Cost Per Mile: 2006 Gilligs vs. 2007 Hybrids



*Average fuel price \$2.728 per gallon for the period.

**Cost Per Mile (CPM) = fuel + parts + labor / miles

