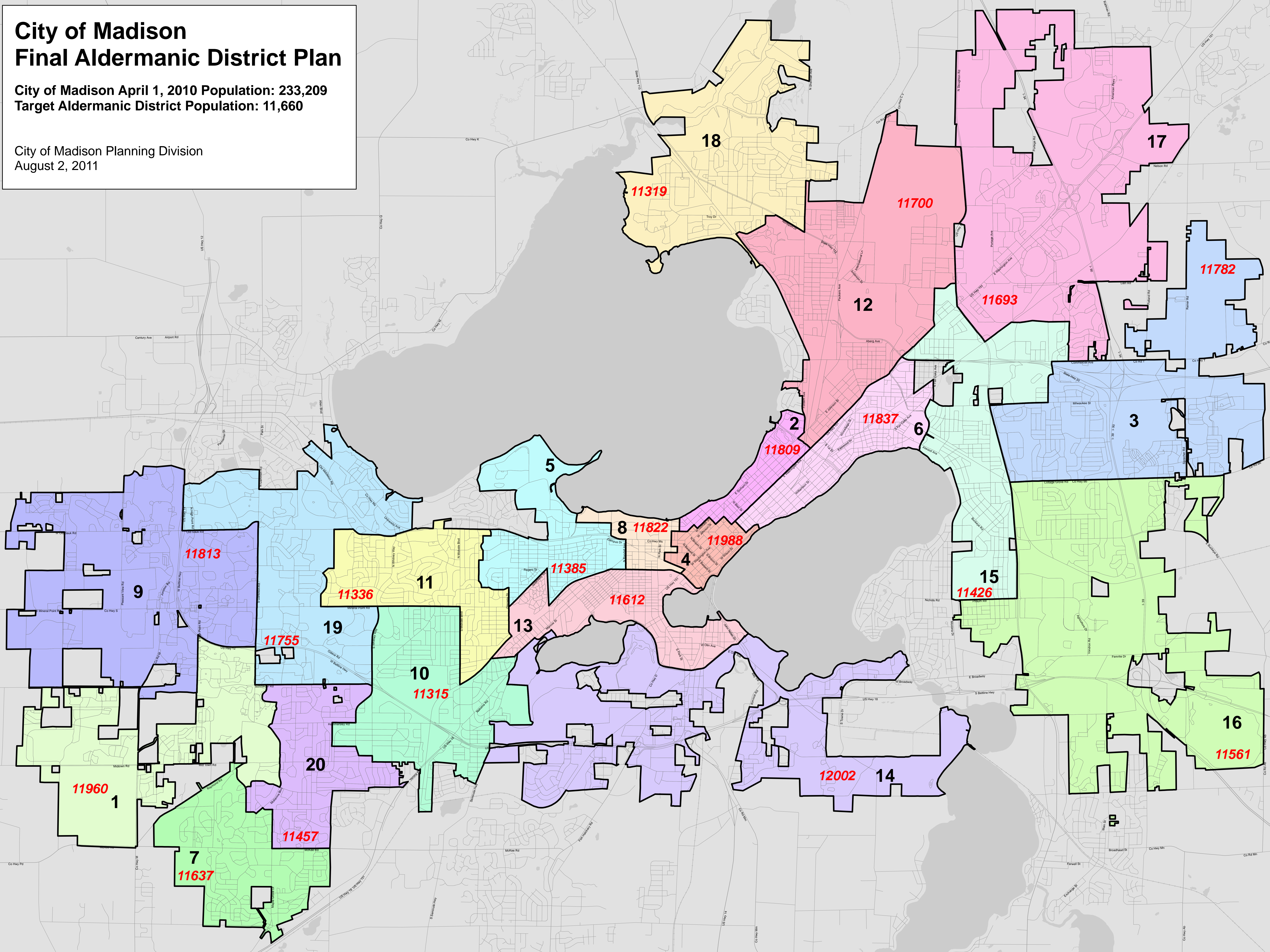


City of Madison Final Aldermanic District Plan

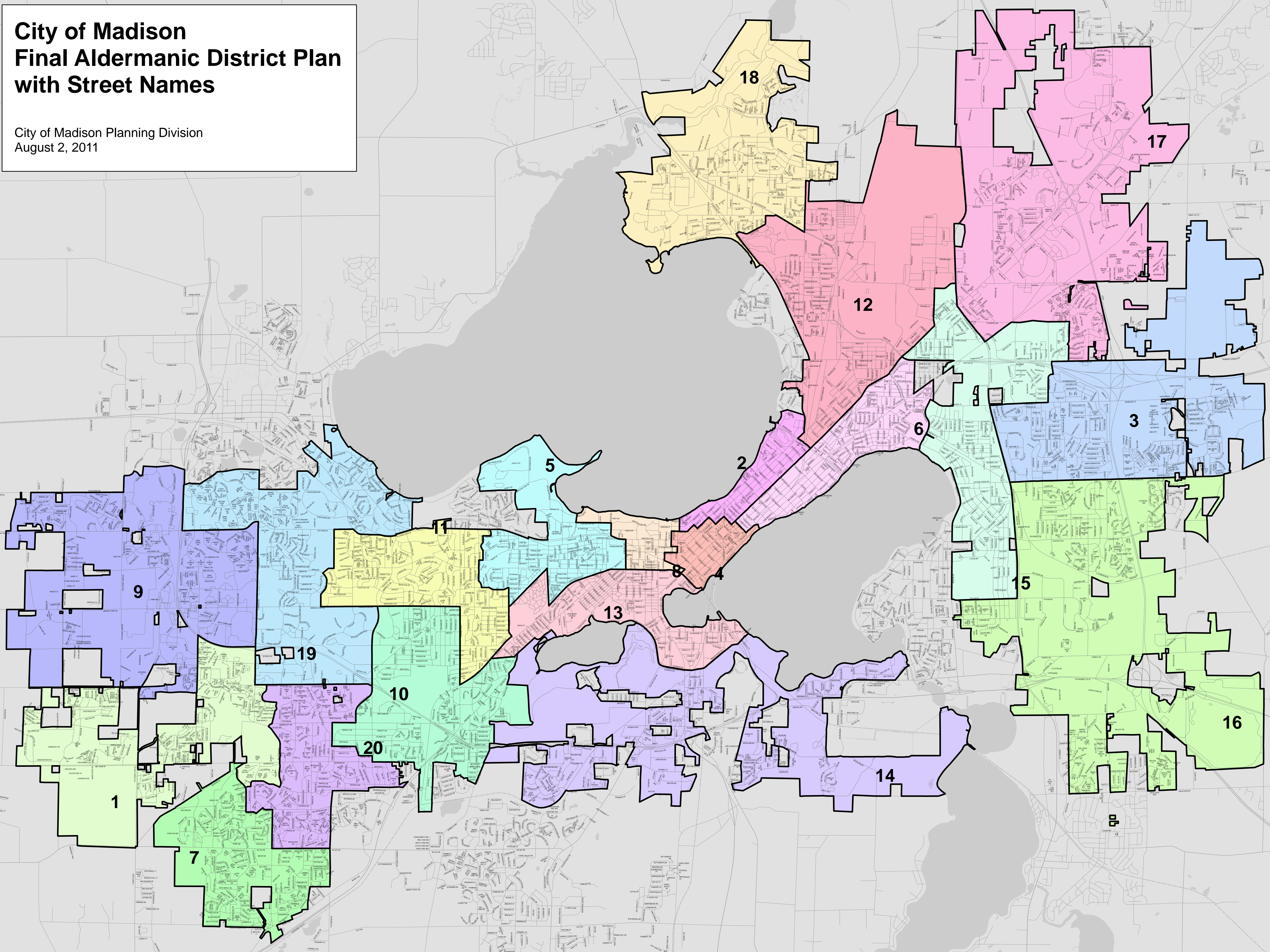
City of Madison April 1, 2010 Population: 233,209
Target Aldermanic District Population: 11,660

City of Madison Planning Division
August 2, 2011



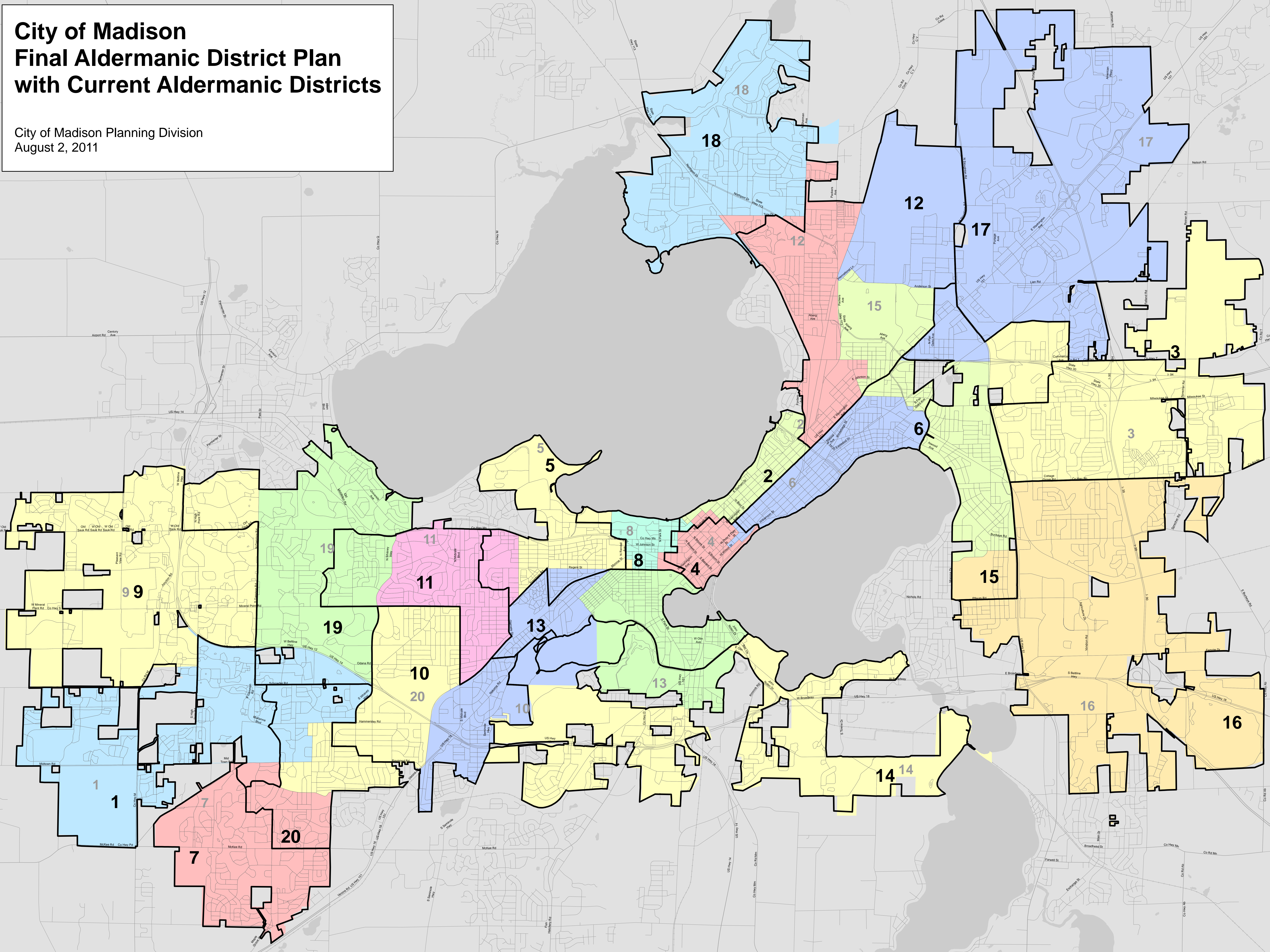
City of Madison Final Aldermanic District Plan with Street Names

City of Madison Planning Division
August 2, 2011

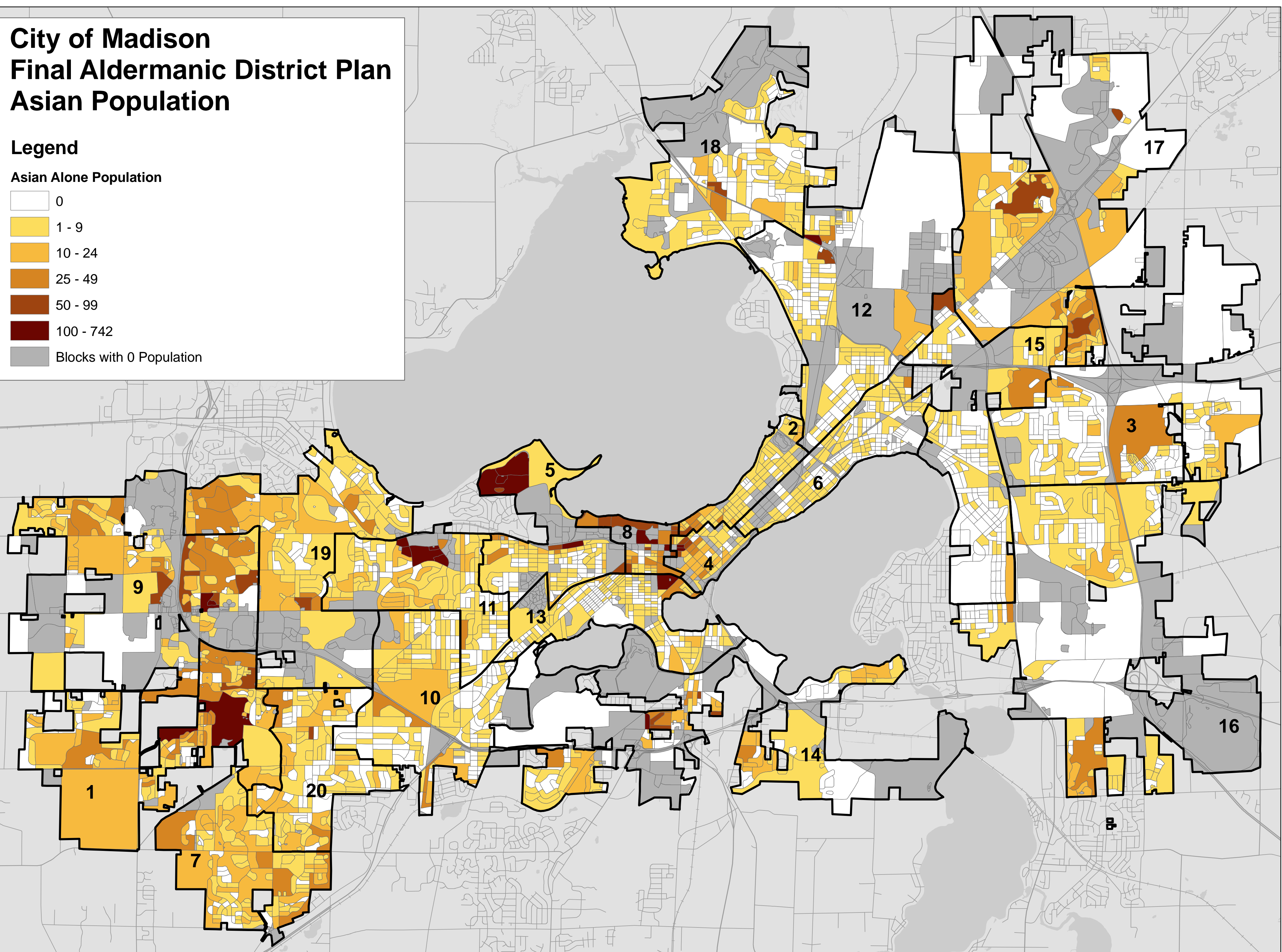
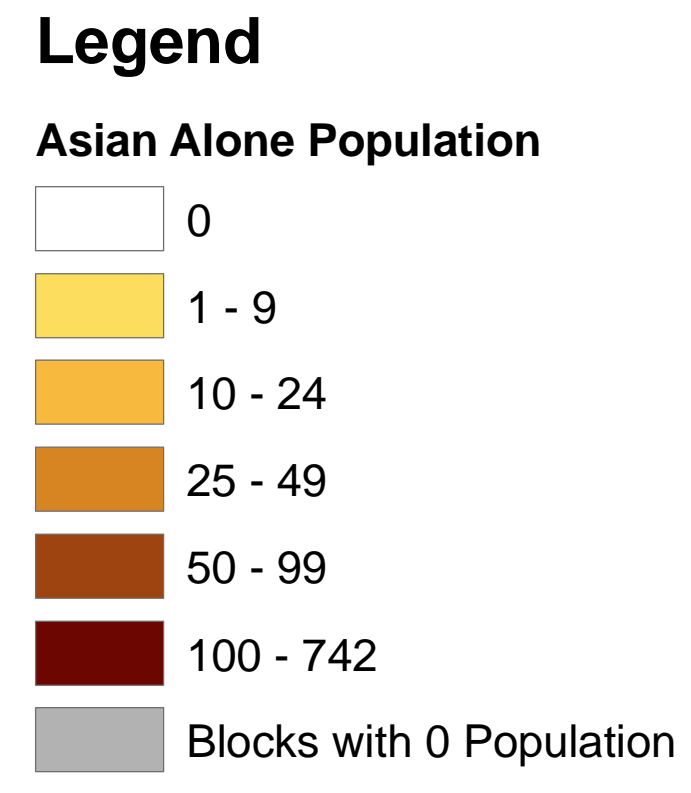


City of Madison Final Aldermanic District Plan with Current Aldermanic Districts

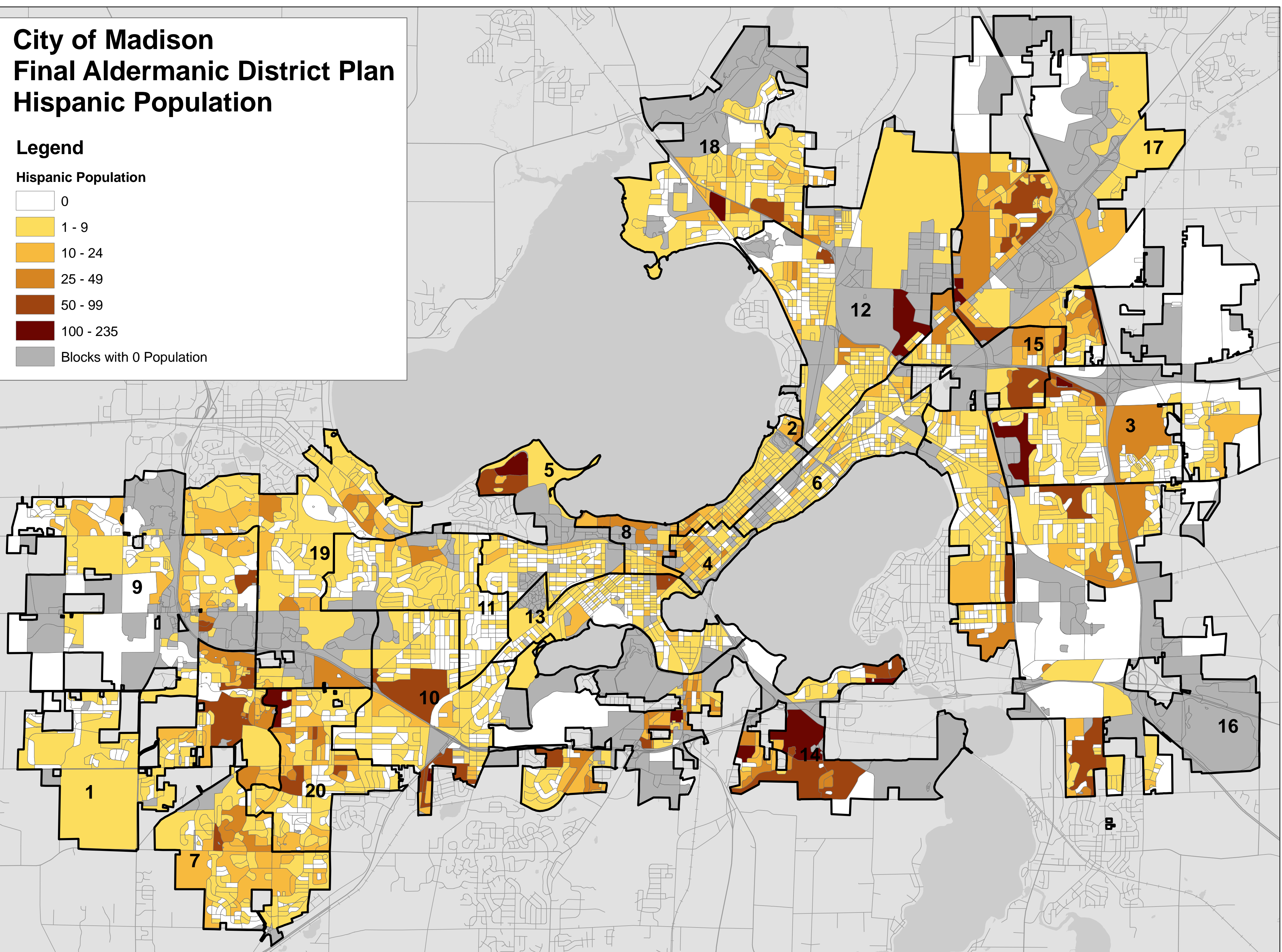
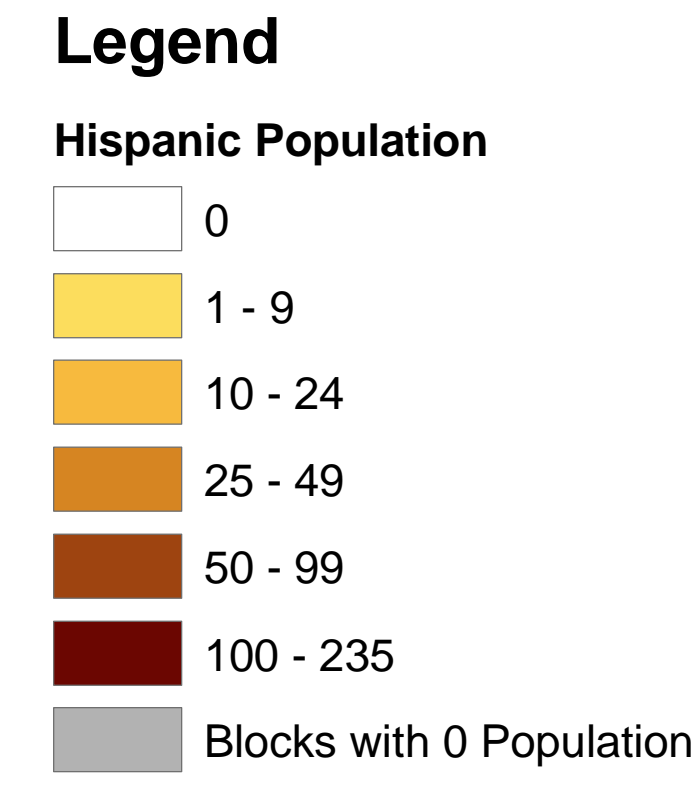
City of Madison Planning Division
August 2, 2011



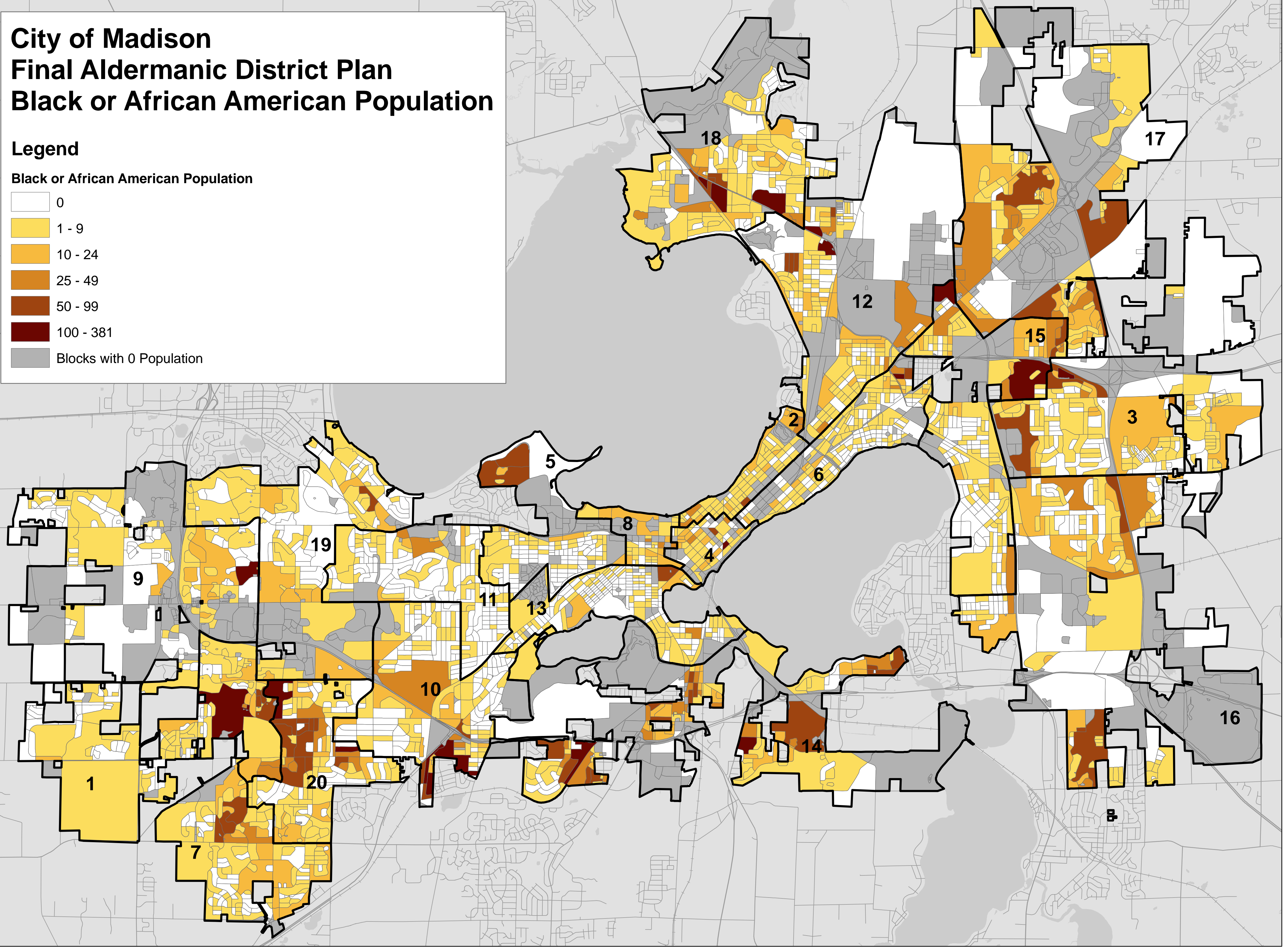
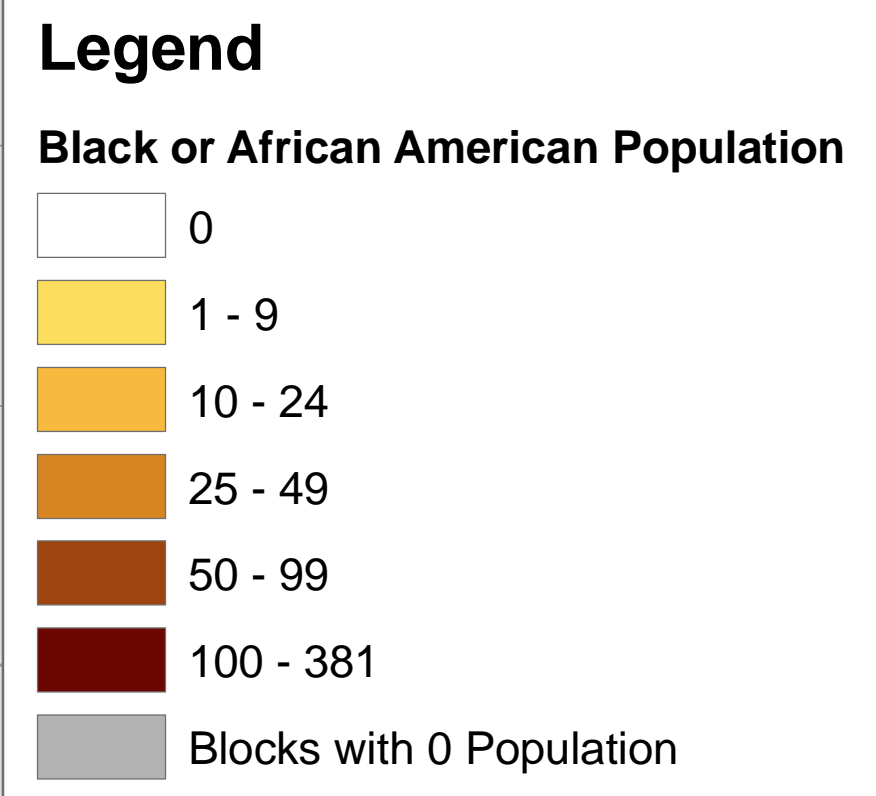
**City of Madison
Final Aldermanic District Plan
Asian Population**



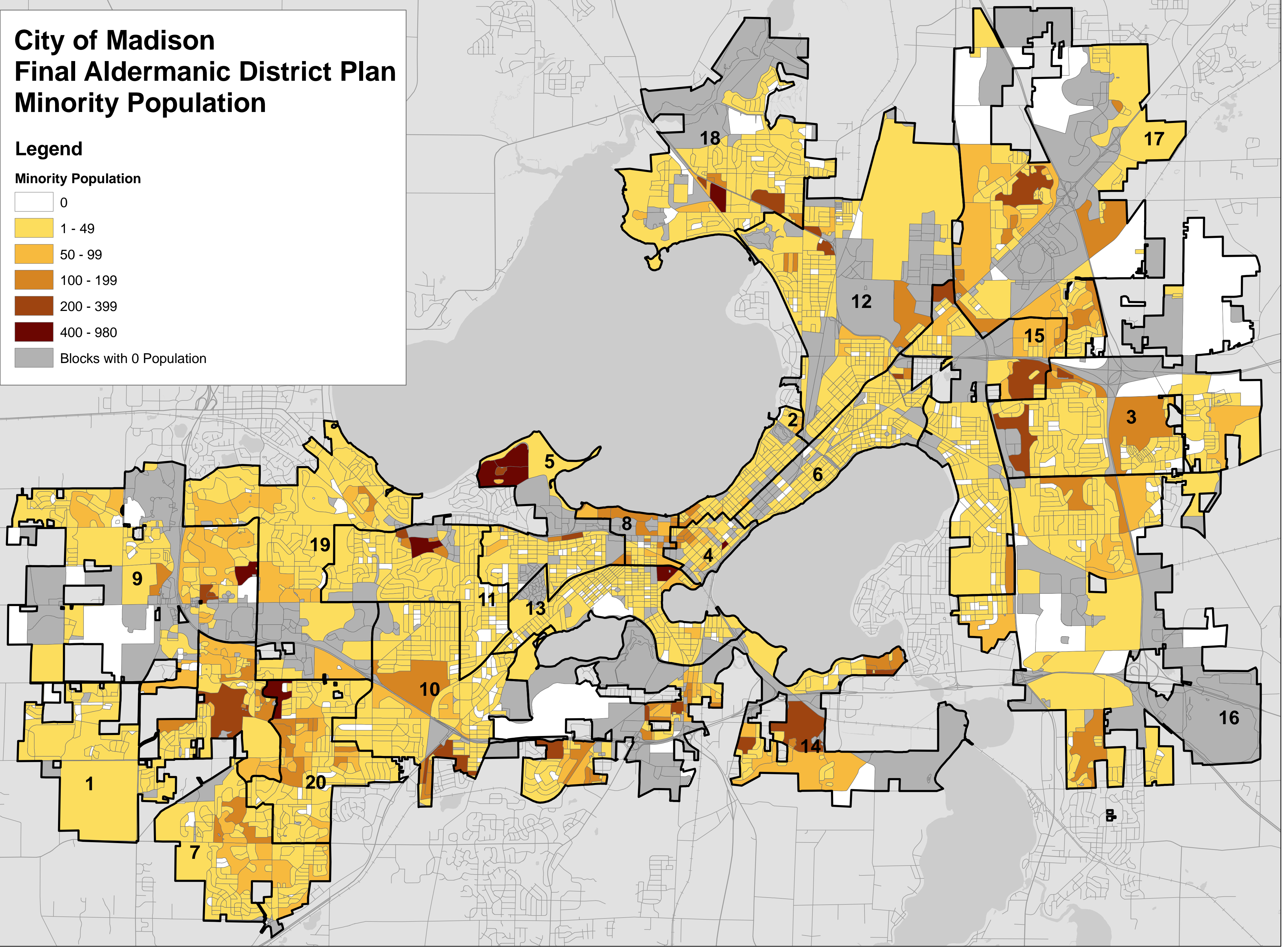
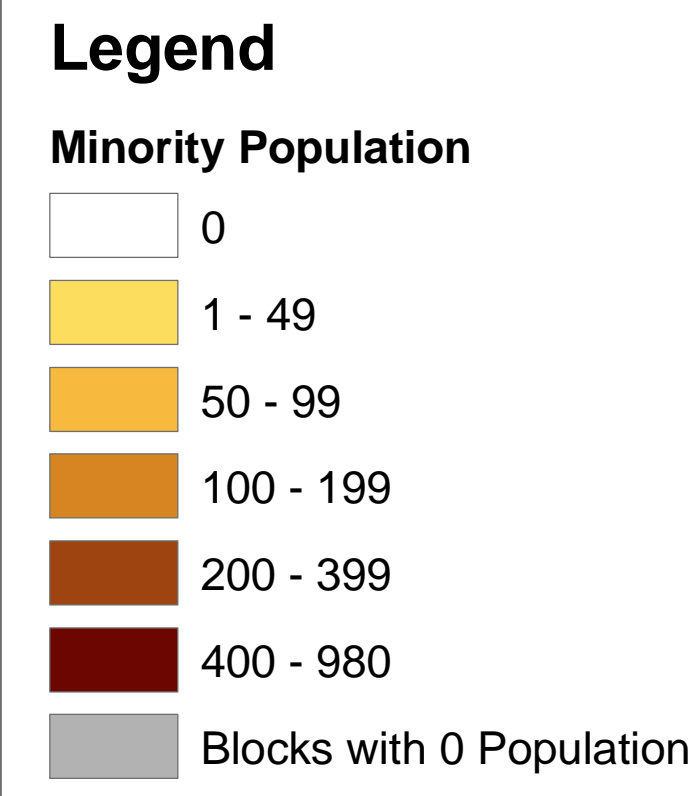
**City of Madison
Final Aldermanic District Plan
Hispanic Population**



**City of Madison
Final Aldermanic District Plan
Black or African American Population**

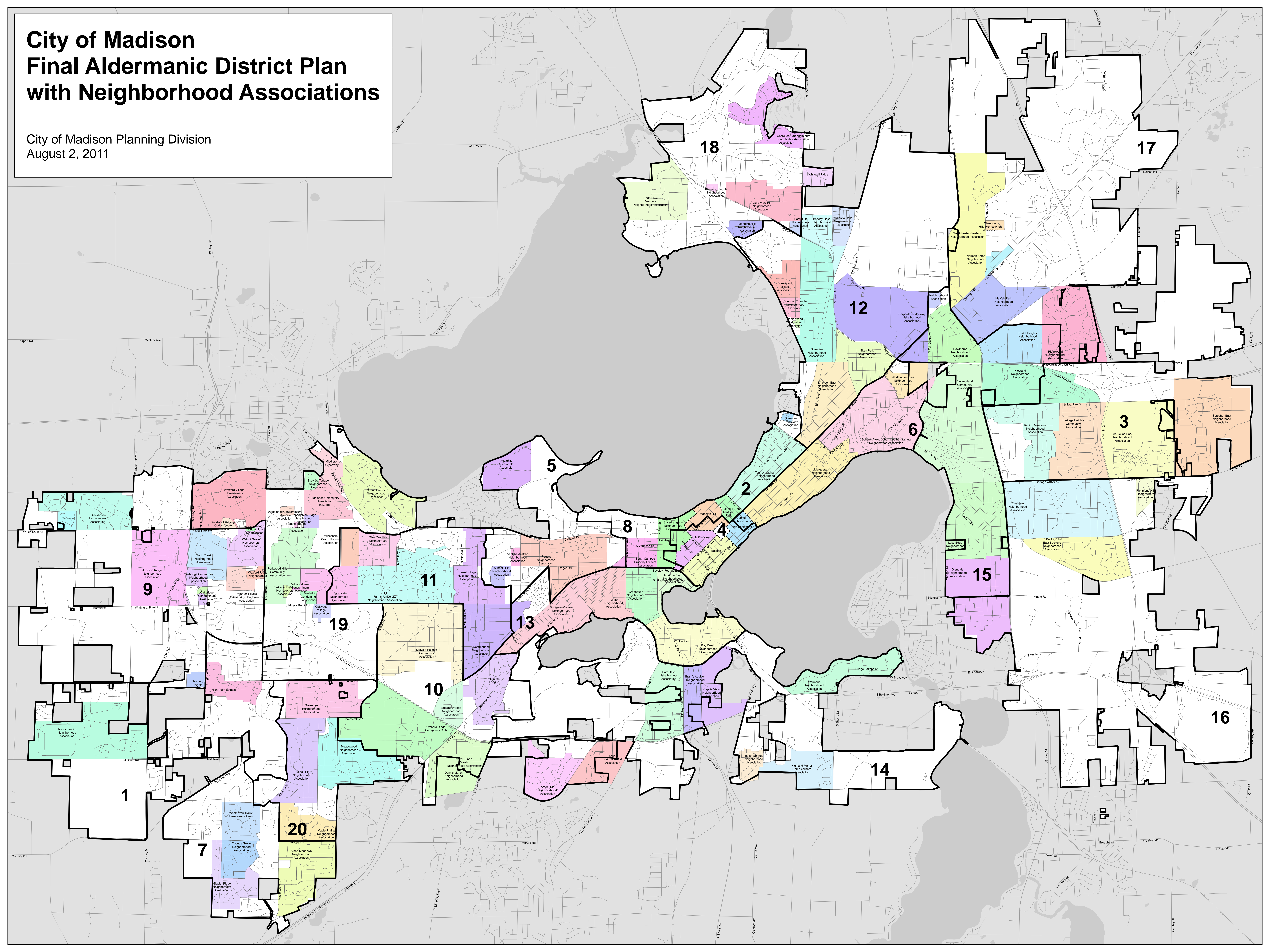


**City of Madison
Final Aldermanic District Plan
Minority Population**



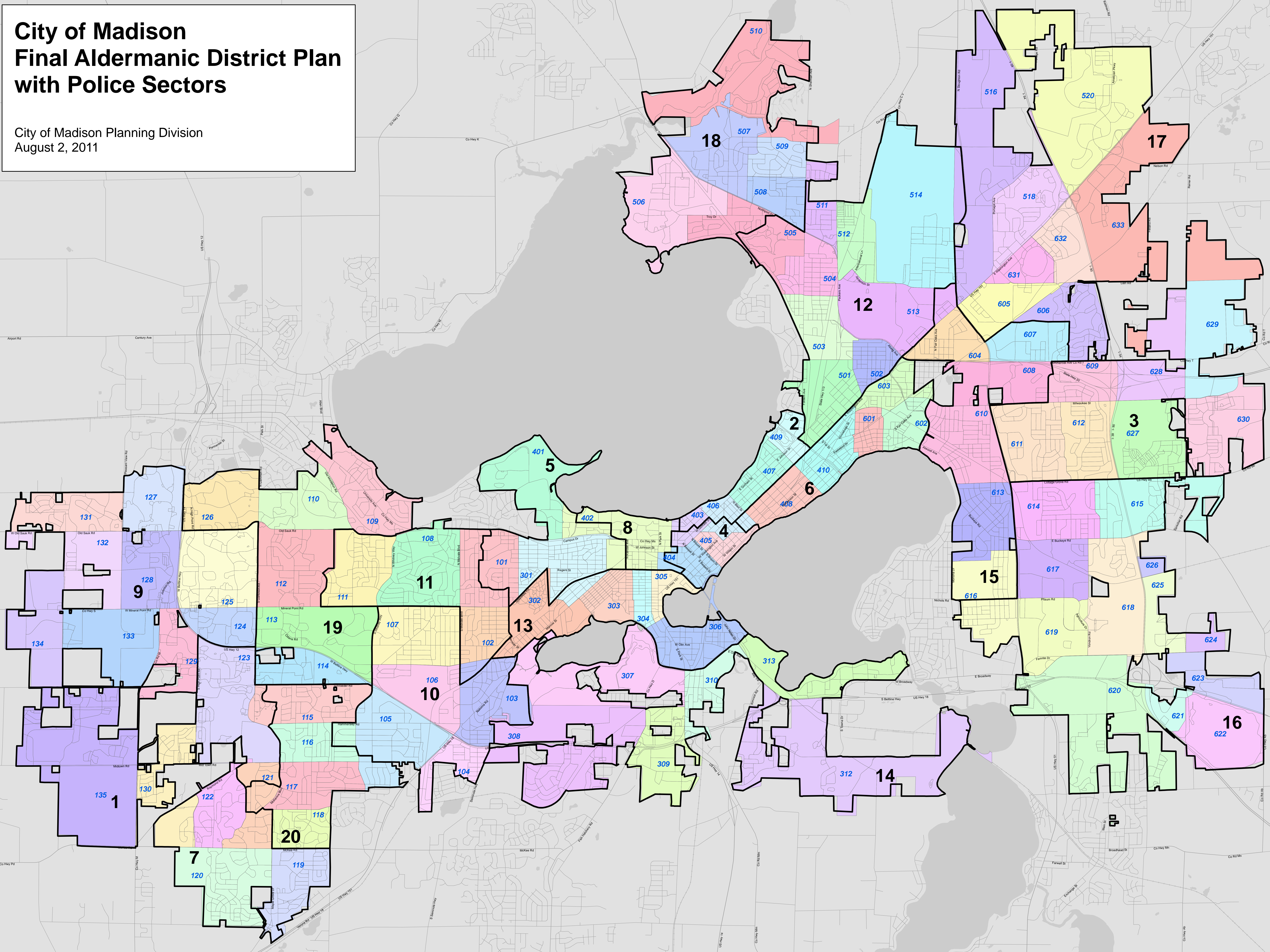
City of Madison Final Aldermanic District Plan with Neighborhood Associations

City of Madison Planning Division
August 2, 2011



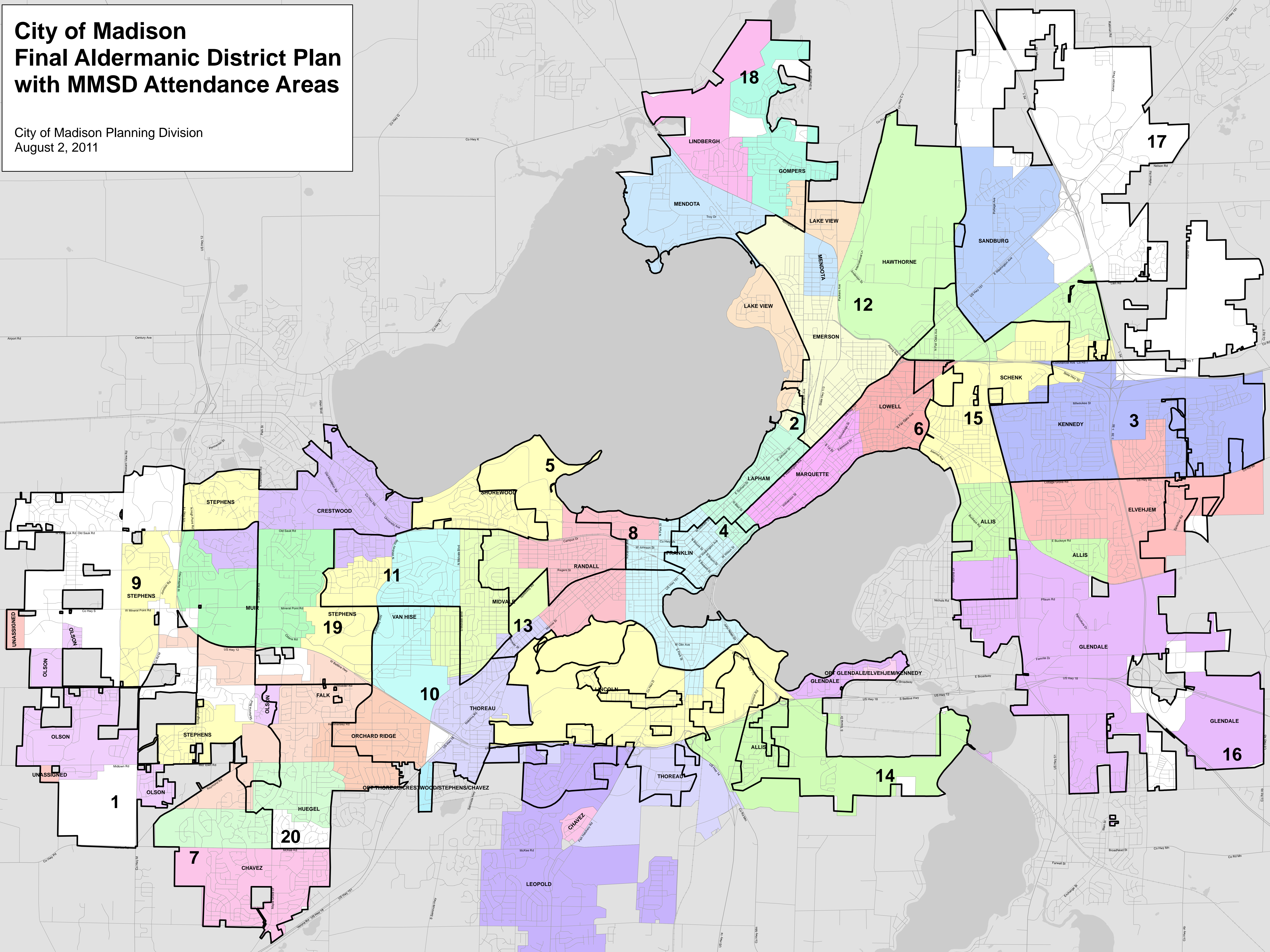
City of Madison Final Aldermanic District Plan with Police Sectors

City of Madison Planning Division
August 2, 2011



City of Madison Final Aldermanic District Plan with MMSD Attendance Areas

City of Madison Planning Division
August 2, 2011



City of Madison - Final Aldermanic District Plan

Prepared by City of Madison Planning Division

August 2, 2011

ALDERMANIC DISTRICT	TOTAL POPULATION APRIL 1, 2010	DEVIATION		WHITE (Includes Hispanic White)		NON-WHITE							HISPANIC				MINORITY*		POPULATION 18 OR OVER							
		NO	%	NO	%	BLACK	NATIVE AMERICAN	ASIAN	PACIFIC ISLANDER	OTHER	TWO OR MORE RACES	SUB TOTAL		WHITE	NON-WHITE	SUB TOTAL		Non-White and Hispanic White	NO	%	HISPANIC		MINORITY			
												NO	%			NO	%				NO	%	NO	%	NO	%
1	11,960	300	2.57%	9,045	75.6%	769	29	1,485	3	300	329	2,915	24.4%	387	385	772	6.5%	3,302	27.6%	9,443	79.0%	521	4.4%	2,231	18.7%	
2	11,809	149	1.28%	10,267	86.9%	488	40	529	6	155	324	1,542	13.1%	360	224	584	4.9%	1,902	16.1%	11,222	95.0%	509	4.3%	1,677	14.2%	
3	11,782	122	1.05%	9,685	82.2%	861	43	307	8	522	356	2,097	17.8%	457	588	1,045	8.9%	2,554	21.7%	9,101	77.2%	639	5.4%	1,523	12.9%	
4	11,988	328	2.81%	9,790	81.7%	755	34	976	4	154	275	2,198	18.3%	295	180	475	4.0%	2,493	20.8%	11,844	98.8%	458	3.8%	2,429	20.3%	
5	11,385	-275	-2.36%	8,388	73.7%	295	37	2,208	2	102	353	2,997	26.3%	281	163	444	3.9%	3,278	28.8%	9,618	84.5%	330	2.9%	2,568	22.6%	
6	11,837	177	1.52%	10,299	87.0%	726	59	266	1	145	341	1,538	13.0%	253	214	467	3.9%	1,791	15.1%	10,023	84.7%	310	2.6%	1,172	9.9%	
7	11,637	-23	-0.20%	9,477	81.4%	602	28	933	2	258	337	2,160	18.6%	387	324	711	6.1%	2,547	21.9%	8,647	74.3%	420	3.6%	1,557	13.4%	
8	11,822	162	1.39%	9,815	83.0%	264	38	1,283	3	117	302	2,007	17.0%	272	170	442	3.7%	2,279	19.3%	11,791	99.7%	441	3.7%	2,267	19.2%	
9	11,813	153	1.31%	9,181	77.7%	583	28	1,494	0	221	306	2,632	22.3%	282	288	570	4.8%	2,914	24.7%	9,412	79.7%	360	3.0%	1,979	16.8%	
10	11,315	-345	-2.96%	8,916	78.8%	1,123	86	452	8	423	307	2,399	21.2%	394	526	920	8.1%	2,793	24.7%	8,705	76.9%	568	5.0%	1,665	14.7%	
11	11,336	-324	-2.78%	9,077	80.1%	247	39	1,598	1	102	272	2,259	19.9%	206	132	338	3.0%	2,465	21.7%	9,470	83.5%	248	2.2%	1,927	17.0%	
12	11,700	40	0.34%	8,964	76.6%	1,411	48	489	6	363	419	2,736	23.4%	451	434	885	7.6%	3,187	27.2%	9,594	82.0%	577	4.9%	2,003	17.1%	
13	11,612	-48	-0.41%	10,181	87.7%	350	56	604	2	127	292	1,431	12.3%	288	173	461	4.0%	1,719	14.8%	10,050	86.5%	362	3.1%	1,337	11.5%	
14	12,002	342	2.93%	6,709	55.9%	2,128	123	1,090	9	1,417	526	5,293	44.1%	928	1,662	2,590	21.6%	6,221	51.8%	8,926	74.4%	1,570	13.1%	3,872	32.3%	
15	11,426	-234	-2.01%	9,119	79.8%	1,047	55	312	4	352	537	2,307	20.2%	423	467	890	7.8%	2,730	23.9%	9,122	79.8%	531	4.6%	1,615	14.1%	
16	11,561	-99	-0.85%	9,601	83.0%	799	39	400	1	312	409	1,960	17.0%	346	394	740	6.4%	2,306	19.9%	8,880	76.8%	449	3.9%	1,310	11.3%	
17	11,693	33	0.28%	8,425	72.1%	1,124	59	1,011	6	672	396	3,268	27.9%	518	797	1,315	11.2%	3,786	32.4%	9,286	79.4%	836	7.1%	2,418	20.7%	
18	11,319	-341	-2.92%	8,692	76.8%	1,333	61	479	9	341	404	2,627	23.2%	330	430	760	6.7%	2,957	26.1%	8,939	79.0%	439	3.9%	1,722	15.2%	
19	11,755	95	0.81%	10,167	86.5%	357	40	739	3	148	301	1,588	13.5%	338	208	546	4.6%	1,926	16.4%	9,889	84.1%	367	3.1%	1,354	11.5%	
20	11,457	-203	-1.74%	8,232	71.9%	1,664	59	556	3	488	455	3,225	28.1%	371	622	993	8.7%	3,596	31.4%	8,509	74.3%	586	5.1%	2,043	17.8%	
TOTAL	233,209	NA	NA	184,030	78.9%	16,926	1,001	17,211	81	6,719	7,241	49,179	21.1%	7,567	8,381	15,948	6.8%	56,746	24.3%	192,471	82.5%	10,521	4.5%	38,669	16.6%	

* Includes all Hispanics

Source: U.S. Census Bureau, 2010 Census of Population