

Findorff

BUILDERS SINCE 1890

300 South Bedford Street
Madison, Wisconsin 53703
608.257.5321
1600 North 6th Street
Milwaukee, Wisconsin 53212
414.272.8788
findorff.com

January 18, 2018

Amy Loewenstein Scanlon
Preservation Planner – City of Madison
P.O. Box 2985
Madison, WI 53701

Dear Amy,


In regards to the Delta Gamma house located at 103 Langdon Street, the following is the scope of work to be performed in 2018 during the summer college break:

- Remove and replacement of the 2nd floor windows
- Removal and replacement of the 3rd floor windows
- Removal and replacement of the (2) round top windows on the 1st floor at the west side of the building, adjacent to the trash cans
- At this time, no work will be performed on the 1st floor windows facing Langdon Street and Carroll Street.

I have attached documentation from the Window Design Center regarding the number of units, unit sizes, inclusion of the exterior clad brickmould as well as performance and egress summaries. We will attend the January 29 Landmarks Commission meeting and will bring a sample of the Marvin window for the Commissioners to review.

Sincerely,

J.H. FINDORFF & SON INC.



Jon Koelsch
Project Manager
Special Projects Group

16-05631 Delta Gamma Marvin Clad Standard SDL

Quote #: 8AVRHE3

A Proposal for Window and Door Products prepared for:

Shipping Address:

WINDOW DESIGN CENTER
6524 SEYBOLD RD
MADISON, WI 53719-1306

WINDOW DESIGN CENTER

This is what quality looks like.

JASON BEAUCHAMP
WINDOW DESIGN CENTER
6524 SEYBOLD RD
MADISON, WI 53719

Phone: (608) 270-5116

Fax: (608) 271-5430

Email: jasonb@windowcenter.com

This report was generated on 1/17/2018 3:15:00 PM using the Marvin Order Management System, version 0002.18.00 (Current). Price in USD. Unit availability and price are subject to change. Dealer terms and conditions may apply.

Featuring products from:



UNIT SUMMARY

The following is a schedule of the windows and doors for this project. For additional unit details, please see Line Item Quotes.

Additional charges, tax or Terms and Conditions may apply. Detail pricing is per unit.

NUMBER OF LINES: 19

TOTAL UNIT QTY: 40

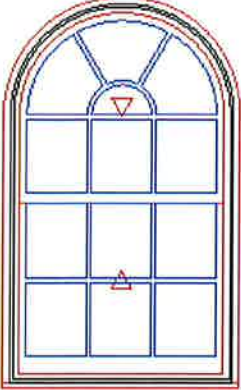
LINE	MARK UNIT	BRAND	ITEM	QTY
1	Double Hung	Marvin	Clad Ultimate Double Hung Round Top - Next Generation 2.0 RO 43 7/8" X 73 11/16" Entered as MO 46" X 76"	2
2	3rd Floor Bedrooms	Marvin	Clad Ultimate Double Hung - Next Generation 2.0 RO 42 7/8" X 55 1/16" Entered as OC 44 1/2" X 57 1/4"	12
3	Stationary Casement Bedrooms	Marvin	Clad Ultimate Casement RO 23" X 27 1/2" Entered as FS 22" X 27"	2
4	2nd Floor	Marvin	Clad Ultimate Casement RO 25" X 45 1/2" Entered as FS 24" X 45"	2
5	2nd Floor	Marvin	Clad Ultimate Double Hung - Next Generation 2.0 RO 42 3/4" X 59 3/16" Entered as FS 41 3/4" X 58 11/16"	3
6	2nd Floor Room 8	Marvin	Clad Ultimate Double Hung - Next Generation 2.0 RO 42 3/4" X 59 3/16" Entered as FS 41 3/4" X 58 11/16"	1
7	2nd Floor Room 7	Marvin	Clad Ultimate Double Hung - Next Generation 2.0 RO 42 3/4" X 58 1/2" Entered as FS 41 3/4" X 58"	1
8	2nd Floor Room 6	Marvin	Clad Ultimate Double Hung - Next Generation 2.0 RO 33 1/2" X 59" Entered as FS 32 1/2" X 58 1/2"	2
9	2nd Floor Room 6	Marvin	Clad Ultimate Double Hung - Next Generation 2.0 RO 42 3/4" X 59 3/16" Entered as FS 41 3/4" X 58 11/16"	2
10	2nd Floor Room 5	Marvin	Clad Ultimate Double Hung - Next Generation 2.0 RO 42 3/4" X 59 3/16" Entered as FS 41 3/4" X 58 11/16"	1
11	2nd Floor Room 4	Marvin	Clad Ultimate Double Hung - Next Generation 2.0 RO 42 3/4" X 59 3/16" Entered as	1

12	2nd Floor Room 3	Marvin	FS 41 3/4" X 58 11/16" Clad Ultimate Double Hung - Next Generation 2.0 RO 42 3/4" X 59 3/16" Entered as FS 41 3/4" X 58 11/16"	1
13	2nd Floor Room 2	Marvin	FS 41 3/4" X 58 11/16" Clad Ultimate Double Hung - Next Generation 2.0 RO 42 3/4" X 59 3/16" Entered as FS 41 3/4" X 58 11/16"	2
14	2nd Floor Room 2	Marvin	Clad Ultimate Casement RO 25 11/16" X 45 1/2" Entered as FS 24 11/16" X 45"	2
15	2nd Floor Room 1	Marvin	FS 41 3/4" X 58 11/16" Clad Ultimate Double Hung - Next Generation 2.0 RO 42 3/4" X 59 3/16" Entered as FS 41 3/4" X 58 11/16"	1
16	2nd Floor Room 1	Marvin	FS 41 3/4" X 58 11/16" Clad Ultimate Double Hung - Next Generation 2.0 RO 34" X 59 1/8" Entered as FS 33" X 58 5/8"	1
17	2nd Floor Stairs	Marvin	Clad Ultimate Casement RO 26" X 32 3/8" Entered as FS 25" X 31 7/8"	1
18	2nd Floor Stairs	Marvin	FS 41 3/4" X 58 11/16" Clad Ultimate Double Hung - Next Generation 2.0 RO 34 1/8" X 59 3/16" Entered as FS 33 1/8" X 58 11/16"	2
20	Drawing mock up	Marvin	FS 41 3/4" X 58 11/16" Clad Ultimate Double Hung - Next Generation 2.0 RO 42 5/8" X 54 15/16" Entered as OC 44 1/4" X 57 1/8"	1

LINE ITEM QUOTES

The following is a schedule of the windows and doors for this project. For additional unit details, please see Line Item Quotes. Additional charges, tax or Terms and Conditions may apply. Detail pricing is per unit.

Line #1	Mark Unit: Double Hung			
Qty: 2				



As Viewed From The Exterior

Entered As: MO
 MO 46" X 76"
 FS 42 7/8" X 73 3/16"
 OC 45 1/2" X 75 3/4"
 RO 43 7/8" X 73 11/16"

Egress Information

No Egress Information available.

Performance Information

Product Performance Information is currently unavailable in the OMS for this product and glazing option. To request product performance information not in the OMS, contact your Marvin representative or submit an Assistance Request.

Performance Grade

No Performance Grade Information available.

Paint Specification

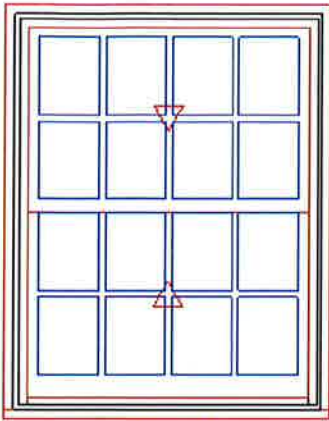
Clad Exterior Color: AAMA 2605

Stone White Clad Exterior
 Painted Interior Finish - White - Pine Interior
 Clad Ultimate Double Hung Round Top - Next Generation 2.0 - RT2
 Masonry Opening 46" X 76"
 Masonry Opening Springline from bottom: 53"
 Rough Opening 43 7/8" X 73 11/16"
 Rough Opening Springline from bottom: 51 3/4"
 Frame Size 42 7/8" X 73 3/16"
 FS Springline from bottom: 51 3/4"
 Entered Bottom Glass Height 31"
Hindrance: Partial Travel - Current dimensions will not allow full travel of the bottom sash.
 Top Sash
 Stone White Clad Sash Exterior
 Painted Interior Finish - White - Pine Sash Interior
 IG
 Low E2 w/Argon
 Black Perimeter and Spacer Bar
 7/8" SDL - With Spacer Bar - Black
 Sunburst With Rectangular 3W1H
 3 Rect Lites
 4 Radius Lites
 Stone White Clad Ext - Painted Interior Finish - White - Pine Int
 Ogee Interior Glazing Profile
 Bottom Sash
 Stone White Clad Sash Exterior
 Painted Interior Finish - White - Pine Sash Interior
 IG
 Low E2 w/Argon
 Black Perimeter and Spacer Bar
 7/8" SDL - With Spacer Bar - Black
 Rectangular - Special Cut 3W2H
 Stone White Clad Ext - Painted Interior Finish - White - Pine Int
 Ogee Interior Glazing Profile
 White Interior Weather Strip Package
 White Exterior Weather Strip Package
 White Sash Lock
 White Top Sash Strike Plate Assembly Color
 White Window Opening Control Device
 Aluminum Screen
 Stone White Surround
 Charcoal Fiberglass Mesh
 ***Screen/Combo Ship Loose
 4 9/16" Jamb
 Casing with Subsill
 Stone White 1 5/16" Enclosed Clad BMC
 Stone White A1453 Subsill
 Applied End Cap/Subsill Lineal Cap Option
 Thru Jamb Installation
 ***Note: Divided lite cut alignment may not be accurately represented in the OMS drawing. Please consult your local representative for exact specifications.

Line #2	Mark Unit: 3rd Floor Bedrooms			
Qty: 12				



Stone White Clad Exterior
 Painted Interior Finish - White - Pine Interior
 Clad Ultimate Double Hung - Next Generation 2.0
 Outside of Exterior Casing 44 1/2" X 57 1/4"
 Rough Opening 42 7/8" X 55 1/16"
 Top Sash
 Stone White Clad Sash Exterior

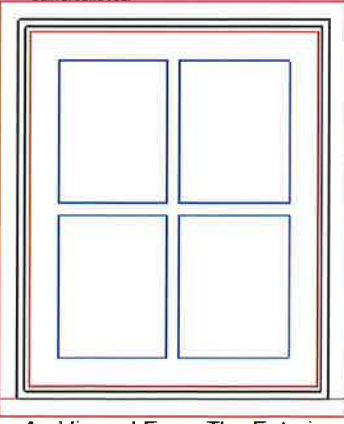


As Viewed From The Exterior

Entered As: OC
 MO 45" X 57 1/2"
 FS 41 7/8" X 54 9/16"
 OC 44 1/2" X 57 1/4"
 RO 42 7/8" X 55 1/16"
Egress Information
 Width: 38 9/32" Height: 22 7/32"
 Net Clear Opening: 5.91 SqFt
Performance Information
 U-Factor: 0.3
 Solar Heat Gain Coefficient: 0.27
 Visible Light Transmittance: 0.46
 Condensation Resistance: 56
 CPD Number: MAR-N-425-17180-00001
 ENERGY STAR: NC
Performance Grade
 Licensee #1127
 AAMA/WDMA/CSA/101/ I.S.2/A440-08
 LC-PG50 1149X2223 mm (45.25X87.5 in)
 LC-PG50 DP +50/-50
 FL17635
Paint Specification
 Clad Exterior Color: AAMA 2605

Painted Interior Finish - White - Pine Sash Interior
 IG
 Low E2 w/Argon
 Black Perimeter and Spacer Bar
 7/8" SDL - With Spacer Bar - Black
 Rectangular - Special Cut 4W2H
 Stone White Clad Ext - Painted Interior Finish - White - Pine Int
 Ogee Interior Glazing Profile
 Bottom Sash
 Stone White Clad Sash Exterior
 Painted Interior Finish - White - Pine Sash Interior
 IG
 Low E2 w/Argon
 Black Perimeter and Spacer Bar
 7/8" SDL - With Spacer Bar - Black
 Rectangular - Special Cut 4W2H
 Stone White Clad Ext - Painted Interior Finish - White - Pine Int
 Ogee Interior Glazing Profile
 White Interior Weather Strip Package
 White Exterior Weather Strip Package
 White Sash Lock
 White Top Sash Strike Plate Assembly Color
 Aluminum Screen
 Stone White Surround
 Charcoal Fiberglass Mesh
 ***Screen/Combo Ship Loose
 4 9/16" Jamb
 Casing with Subsill
 Stone White 1 5/16" Clad BMC
 Stone White A217 Simulated Thick Subsill
 Applied End Cap/Subsill Lineal Cap Option
 Nailing Fin
 ***Note: Screen/Combo Ship Loose default has changed to shipped loose. If you would still like it shipped installed that is available.

Line #3	Mark Unit: Stationary Casement Bedrooms			
Qty: 2				



As Viewed From The Exterior

Entered As: FS
 MO 25 1/8" X 29 15/16"
 FS 22" X 27"
 OC 24 5/8" X 29 11/16"
 RO 23" X 27 1/2"
Egress Information

Stone White Clad Exterior
 Painted Interior Finish - White - Pine Interior
 Clad Ultimate Casement - Stationary
 Frame Size 22" X 27"
 Rough Opening 23" X 27 1/2"
 Stone White Clad Sash Exterior
 Painted Interior Finish - White - Pine Sash Interior
 IG - 3/4"
 Low E2 w/Argon
 Black Perimeter and Spacer Bar
 7/8" SDL - With Spacer Bar - Black
 Rectangular - Special Cut 2W2H
 Stone White Clad Ext - Painted Interior Finish - White - Pine Int
 Ogee Interior Glazing Profile
 Standard Bottom Rail
 White Weather Strip
 Solid Wood Covers
 4 9/16" Jamb
 Casing with Subsill
 Stone White 1 5/16" Clad BMC
 Stone White A217 Simulated Thick Subsill
 Applied End Cap/Subsill Lineal Cap Option
 Nailing Fin

No Egress Information available.

Performance Information

U-Factor: 0.29
 Solar Heat Gain Coefficient: 0.26
 Visible Light Transmittance: 0.44
 Condensation Resistance: 58
 CPD Number: MAR-N-342-13429-00001
 ENERGY STAR: NC

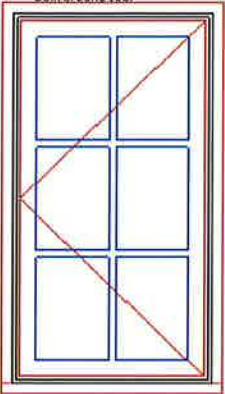
Performance Grade

Licensee #918
 AAMA/WDMA/CSA/101/I.S.2/A440-08
 CW-PG50 914.4X2442 mm (36X96.13 in)
 CW-PG50 DP +50/-50
 FL10321

Paint Specification

Clad Exterior Color: AAMA 2605

Line #4	Mark Unit: 2nd Floor			
Qty: 2				



As Viewed From The Exterior

Entered As: FS
 MO 27 1/8" X 47 13/16"
 FS 24" X 45"
 OC 26 5/8" X 47 9/16"
 RO 25" X 45 1/2"
Egress Information
 Width: 16 57/64" Height: 39 57/64"
 Net Clear Opening: 4.68 SqFt

Performance Information

U-Factor: 0.29
 Solar Heat Gain Coefficient: 0.26
 Visible Light Transmittance: 0.44
 Condensation Resistance: 58
 CPD Number: MAR-N-342-13429-00001
 ENERGY STAR: NC

Performance Grade

Licensee #918
 AAMA/WDMA/CSA/101/I.S.2/A440-08
 CW-PG50 914.4X2442 mm (36X96.13 in)
 CW-PG50 DP +50/-50
 FL10321

Paint Specification

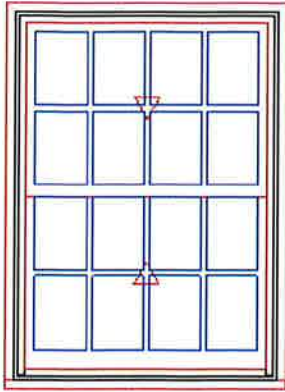
Clad Exterior Color: AAMA 2605

Stone White Clad Exterior
 Painted Interior Finish - White - Pine Interior
 Clad Ultimate Casement - Left Hand
 Frame Size 24" X 45"
 Standard CN Width 24
 Rough Opening 25" X 45 1/2"
 Stone White Clad Sash Exterior
 Painted Interior Finish - White - Pine Sash Interior
 IG - 3/4"
 Low E2 w/Argon
 Black Perimeter and Spacer Bar
 7/8" SDL - With Spacer Bar - Black
 Rectangular - Special Cut 2W3H
 Stone White Clad Ext - Painted Interior Finish - White - Pine Int
 Ogee Interior Glazing Profile
 Standard Bottom Rail
 White Weather Strip
 White Folding Handle
 White Multi - Point Lock
 Aluminum Screen
 Satin Taupe Surround
 Charcoal Fiberglass Mesh
 ***Screen/Combo Ship Loose
 4 9/16" Jamb
 Casing with Subsill
 Stone White 1 5/16" Clad BMC
 Stone White A1453 Subsill
 Applied End Cap/Subsill Lineal Cap Option
 No Installation Method

Line #5	Mark Unit: 2nd Floor			
Qty: 3				



Stone White Clad Exterior
 Painted Interior Finish - White - Pine Interior
 Clad Ultimate Double Hung - Next Generation 2.0

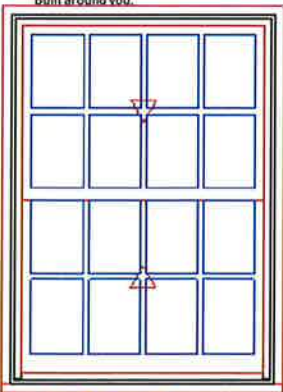


As Viewed From The Exterior

Entered As: FS
MO 44 7/8" X 61 5/8"
FS 41 3/4" X 58 11/16"
OC 44 3/8" X 61 3/8"
RO 42 3/4" X 59 3/16"
Egress Information
 Width: 38 5/32" Height: 24 9/32"
 Net Clear Opening: 6.43 SqFt
Performance Information
 U-Factor: 0.3
 Solar Heat Gain Coefficient: 0.27
 Visible Light Transmittance: 0.46
 Condensation Resistance: 56
 CPD Number: MAR-N-425-17180-00001
 ENERGY STAR: NC
Performance Grade
 Licensee #1127
 AAMA/WDMA/CSA/101/ I.S.2/A440-08
 LC-PG50 1149X2223 mm (45.25X87.5 in)
 LC-PG50 DP +50/-50
 FL17635
Paint Specification
 Clad Exterior Color: AAMA 2605

Frame Size 41 3/4" X 58 11/16"
 Rough Opening 42 3/4" X 59 3/16"
Top Sash
 Stone White Clad Sash Exterior
 Painted Interior Finish - White - Pine Sash Interior
 IG
 Low E2 w/Argon
 Black Perimeter and Spacer Bar
 7/8" SDL - With Spacer Bar - Black
 Rectangular - Special Cut 4W2H
 Stone White Clad Ext - Painted Interior Finish - White - Pine Int
 Ogee Interior Glazing Profile
Bottom Sash
 Stone White Clad Sash Exterior
 Painted Interior Finish - White - Pine Sash Interior
 IG
 Low E2 w/Argon
 Black Perimeter and Spacer Bar
 7/8" SDL - With Spacer Bar - Black
 Rectangular - Special Cut 4W2H
 Stone White Clad Ext - Painted Interior Finish - White - Pine Int
 Ogee Interior Glazing Profile
 White Interior Weather Strip Package
 White Exterior Weather Strip Package
 White Sash Lock
 White Top Sash Strike Plate Assembly Color
 Aluminum Screen
 Stone White Surround
 Charcoal Fiberglass Mesh
 ***Screen/Combo Ship Loose
 4 9/16" Jamb
 Casing with Subsill
 Stone White 1 5/16" Clad BMC
 Stone White A217 Simulated Thick Subsill
 Applied End Cap/Subsill Lineal Cap Option
 Nailing Fin
 ***Note: Screen/Combo Ship Loose default has changed to shipped loose. If you would still like it shipped installed that is available.

Line #6	Mark Unit: 2nd Floor Room 8			
Qty: 1				



As Viewed From The Exterior

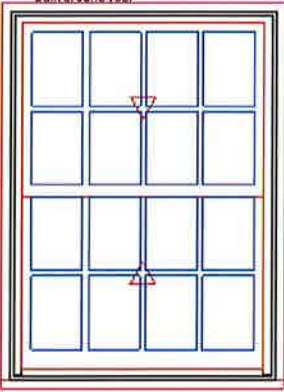
Entered As: FS
MO 44 7/8" X 61 5/8"
FS 41 3/4" X 58 11/16"
OC 44 3/8" X 61 3/8"
RO 42 3/4" X 59 3/16"
Egress Information

Stone White Clad Exterior
 Painted Interior Finish - White - Pine Interior
 Clad Ultimate Double Hung - Next Generation 2.0
 Frame Size 41 3/4" X 58 11/16"
 Rough Opening 42 3/4" X 59 3/16"
Top Sash
 Stone White Clad Sash Exterior
 Painted Interior Finish - White - Pine Sash Interior
 IG
 Low E2 w/Argon
 Black Perimeter and Spacer Bar
 7/8" SDL - With Spacer Bar - Black
 Rectangular - Special Cut 4W2H
 Stone White Clad Ext - Painted Interior Finish - White - Pine Int
 Ogee Interior Glazing Profile
Bottom Sash
 Stone White Clad Sash Exterior
 Painted Interior Finish - White - Pine Sash Interior
 IG
 Low E2 w/Argon
 Black Perimeter and Spacer Bar
 7/8" SDL - With Spacer Bar - Black
 Rectangular - Special Cut 4W2H
 Stone White Clad Ext - Painted Interior Finish - White - Pine Int
 Ogee Interior Glazing Profile
 White Interior Weather Strip Package
 White Exterior Weather Strip Package

Width: 38 5/32" Height: 24 9/32"
 Net Clear Opening: 6.43 SqFt
Performance Information
 U-Factor: 0.3
 Solar Heat Gain Coefficient: 0.27
 Visible Light Transmittance: 0.46
 Condensation Resistance: 56
 CPD Number: MAR-N-425-17180-00001
 ENERGY STAR: NC
Performance Grade
 Licensee #1127
 AAMA/WDMA/CSA/101/ I.S.2/A440-08
 LC-PG50 1149X2223 mm (45.25X87.5 in)
 LC-PG50 DP +50/-50
 FL17635
Paint Specification
 Clad Exterior Color: AAMA 2605

White Sash Lock
 White Top Sash Strike Plate Assembly Color
 Aluminum Screen
 Stone White Surround
 Charcoal Fiberglass Mesh
 ***Screen/Combo Ship Loose
 4 9/16" Jamb
 Casing with Subsill
 Stone White 1 5/16" Clad BMC
 Stone White A217 Simulated Thick Subsill
 Applied End Cap/Subsill Lineal Cap Option
 Nailing Fin
 ***Note: Screen/Combo Ship Loose default has changed to shipped loose. If you would still like it shipped installed that is available.

Line #7	Mark Unit: 2nd Floor Room 7			
Qty: 1				



As Viewed From The Exterior

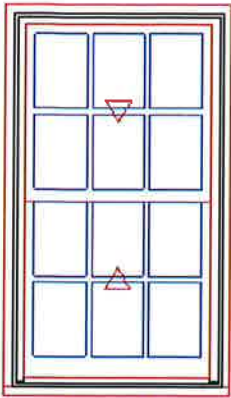
Entered As: FS
 MO 44 7/8" X 60 15/16"
 FS 41 3/4" X 58"
 OC 44 3/8" X 60 11/16"
 RO 42 3/4" X 58 1/2"
Egress Information
 Width: 38 5/32" Height: 23 15/16"
 Net Clear Opening: 6.34 SqFt
Performance Information
 U-Factor: 0.3
 Solar Heat Gain Coefficient: 0.27
 Visible Light Transmittance: 0.46
 Condensation Resistance: 56
 CPD Number: MAR-N-425-17180-00001
 ENERGY STAR: NC
Performance Grade
 Licensee #1127
 AAMA/WDMA/CSA/101/ I.S.2/A440-08
 LC-PG50 1149X2223 mm (45.25X87.5 in)
 LC-PG50 DP +50/-50
 FL17635
Paint Specification
 Clad Exterior Color: AAMA 2605

Stone White Clad Exterior
 Painted Interior Finish - White - Pine Interior
 Clad Ultimate Double Hung - Next Generation 2.0
 Frame Size 41 3/4" X 58"
 Rough Opening 42 3/4" X 58 1/2"
 Top Sash
 Stone White Clad Sash Exterior
 Painted Interior Finish - White - Pine Sash Interior
 IG
 Low E2 w/Argon
 Black Perimeter and Spacer Bar
 7/8" SDL - With Spacer Bar - Black
 Rectangular - Special Cut 4W2H
 Stone White Clad Ext - Painted Interior Finish - White - Pine Int
 Ogee Interior Glazing Profile
 Bottom Sash
 Stone White Clad Sash Exterior
 Painted Interior Finish - White - Pine Sash Interior
 IG
 Low E2 w/Argon
 Black Perimeter and Spacer Bar
 7/8" SDL - With Spacer Bar - Black
 Rectangular - Special Cut 4W2H
 Stone White Clad Ext - Painted Interior Finish - White - Pine Int
 Ogee Interior Glazing Profile
 White Interior Weather Strip Package
 White Exterior Weather Strip Package
 White Sash Lock
 White Top Sash Strike Plate Assembly Color
 Aluminum Screen
 Stone White Surround
 Charcoal Fiberglass Mesh
 ***Screen/Combo Ship Loose
 4 9/16" Jamb
 Casing with Subsill
 Stone White 1 5/16" Clad BMC
 Stone White A217 Simulated Thick Subsill
 Applied End Cap/Subsill Lineal Cap Option
 Nailing Fin
 ***Note: Screen/Combo Ship Loose default has changed to shipped loose. If you would still like it shipped installed that is available.

Line #8	Mark Unit: 2nd Floor Room 6			
Qty: 2				



Stone White Clad Exterior
 Painted Interior Finish - White - Pine Interior



As Viewed From The Exterior

Entered As: FS

MO 35 5/8" X 61 7/16"

FS 32 1/2" X 58 1/2"

OC 35 1/8" X 61 3/16"

RO 33 1/2" X 59"

Egress Information

Width: 28 29/32" Height: 24 3/16"

Net Clear Opening: 4.86 SqFt

Performance Information

U-Factor: 0.3

Solar Heat Gain Coefficient: 0.27

Visible Light Transmittance: 0.46

Condensation Resistance: 56

CPD Number: MAR-N-425-17180-00001

ENERGY STAR: NC

Performance Grade

Licensee #1127

AAMA/WDMA/CSA/101/ I.S.2/A440-08

LC-PG50 1149X2223 mm (45.25X87.5 in)

LC-PG50 DP +50/-50

FL17635

Paint Specification

Clad Exterior Color: AAMA 2605

Clad Ultimate Double Hung - Next Generation 2.0

Frame Size 32 1/2" X 58 1/2"

Rough Opening 33 1/2" X 59"

Top Sash

Stone White Clad Sash Exterior

Painted Interior Finish - White - Pine Sash Interior

IG

Low E2 w/Argon

Black Perimeter and Spacer Bar

7/8" SDL - With Spacer Bar - Black

Rectangular - Special Cut 3W2H

Stone White Clad Ext - Painted Interior Finish - White - Pine Int

Ogee Interior Glazing Profile

Bottom Sash

Stone White Clad Sash Exterior

Painted Interior Finish - White - Pine Sash Interior

IG

Low E2 w/Argon

Black Perimeter and Spacer Bar

7/8" SDL - With Spacer Bar - Black

Rectangular - Special Cut 3W2H

Stone White Clad Ext - Painted Interior Finish - White - Pine Int

Ogee Interior Glazing Profile

White Interior Weather Strip Package

White Exterior Weather Strip Package

White Sash Lock

White Top Sash Strike Plate Assembly Color

Aluminum Screen

Stone White Surround

Charcoal Fiberglass Mesh

***Screen/Combo Ship Loose

4 9/16" Jamb

Casing with Subsill

Stone White 1 5/16" Clad BMC

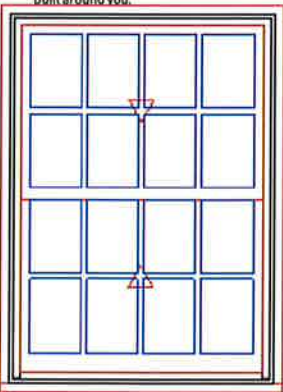
Stone White A217 Simulated Thick Subsill

Applied End Cap/Subsill Lineal Cap Option

Nailing Fin

***Note: Screen/Combo Ship Loose default has changed to shipped loose. If you would still like it shipped installed that is available.

Line #9	Mark Unit: 2nd Floor Room 6			
Qty: 2				



As Viewed From The Exterior

Entered As: FS

MO 44 7/8" X 61 5/8"

FS 41 3/4" X 58 11/16"

OC 44 3/8" X 61 3/8"

RO 42 3/4" X 59 3/16"

Egress Information

Stone White Clad Exterior

Painted Interior Finish - White - Pine Interior

Clad Ultimate Double Hung - Next Generation 2.0

Frame Size 41 3/4" X 58 11/16"

Rough Opening 42 3/4" X 59 3/16"

Top Sash

Stone White Clad Sash Exterior

Painted Interior Finish - White - Pine Sash Interior

IG

Low E2 w/Argon

Black Perimeter and Spacer Bar

7/8" SDL - With Spacer Bar - Black

Rectangular - Special Cut 4W2H

Stone White Clad Ext - Painted Interior Finish - White - Pine Int

Ogee Interior Glazing Profile

Bottom Sash

Stone White Clad Sash Exterior

Painted Interior Finish - White - Pine Sash Interior

IG

Low E2 w/Argon

Black Perimeter and Spacer Bar

7/8" SDL - With Spacer Bar - Black

Rectangular - Special Cut 4W2H

Stone White Clad Ext - Painted Interior Finish - White - Pine Int

Ogee Interior Glazing Profile

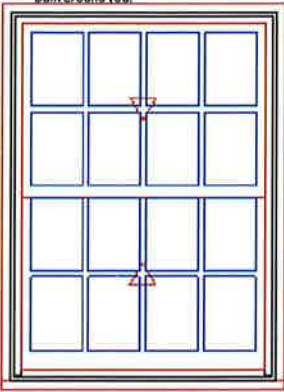
White Interior Weather Strip Package

White Exterior Weather Strip Package

Width: 38 5/32" Height: 24 9/32"
 Net Clear Opening: 6.43 SqFt
Performance Information
 U-Factor: 0.3
 Solar Heat Gain Coefficient: 0.27
 Visible Light Transmittance: 0.46
 Condensation Resistance: 56
 CPD Number: MAR-N-425-17180-00001
 ENERGY STAR: NC
Performance Grade
 Licensee #1127
 AAMA/WDMA/CSA/101/ I.S.2/A440-08
 LC-PG50 1149X2223 mm (45.25X87.5 in)
 LC-PG50 DP +50/-50
 FL17635
Paint Specification
 Clad Exterior Color: AAMA 2605

White Sash Lock
 White Top Sash Strike Plate Assembly Color
 Aluminum Screen
 Stone White Surround
 Charcoal Fiberglass Mesh
 ***Screen/Combo Ship Loose
 4 9/16" Jambs
 Casing with Subsill
 Stone White 1 5/16" Clad BMC
 Stone White A217 Simulated Thick Subsill
 Applied End Cap/Subsill Lineal Cap Option
 Nailing Fin
 ***Note: Screen/Combo Ship Loose default has changed to shipped loose. If you would still like it shipped installed that is available.

Line #10	Mark Unit: 2nd Floor Room 5			
Qty: 1				



As Viewed From The Exterior

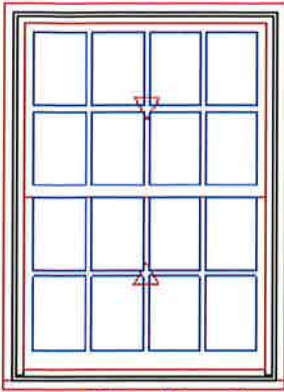
Entered As: FS
 MO 44 7/8" X 61 5/8"
 FS 41 3/4" X 58 11/16"
 OC 44 3/8" X 61 3/8"
 RO 42 3/4" X 59 3/16"
Egress Information
 Width: 38 5/32" Height: 24 9/32"
 Net Clear Opening: 6.43 SqFt
Performance Information
 U-Factor: 0.3
 Solar Heat Gain Coefficient: 0.27
 Visible Light Transmittance: 0.46
 Condensation Resistance: 56
 CPD Number: MAR-N-425-17180-00001
 ENERGY STAR: NC
Performance Grade
 Licensee #1127
 AAMA/WDMA/CSA/101/ I.S.2/A440-08
 LC-PG50 1149X2223 mm (45.25X87.5 in)
 LC-PG50 DP +50/-50
 FL17635
Paint Specification
 Clad Exterior Color: AAMA 2605

Stone White Clad Exterior
 Painted Interior Finish - White - Pine Interior
 Clad Ultimate Double Hung - Next Generation 2.0
 Frame Size 41 3/4" X 58 11/16"
 Rough Opening 42 3/4" X 59 3/16"
 Top Sash
 Stone White Clad Sash Exterior
 Painted Interior Finish - White - Pine Sash Interior
 IG
 Low E2 w/Argon
 Black Perimeter and Spacer Bar
 7/8" SDL - With Spacer Bar - Black
 Rectangular - Special Cut 4W2H
 Stone White Clad Ext - Painted Interior Finish - White - Pine Int
 Ogee Interior Glazing Profile
 Bottom Sash
 Stone White Clad Sash Exterior
 Painted Interior Finish - White - Pine Sash Interior
 IG
 Low E2 w/Argon
 Black Perimeter and Spacer Bar
 7/8" SDL - With Spacer Bar - Black
 Rectangular - Special Cut 4W2H
 Stone White Clad Ext - Painted Interior Finish - White - Pine Int
 Ogee Interior Glazing Profile
 White Interior Weather Strip Package
 White Exterior Weather Strip Package
 White Sash Lock
 White Top Sash Strike Plate Assembly Color
 Aluminum Screen
 Stone White Surround
 Charcoal Fiberglass Mesh
 ***Screen/Combo Ship Loose
 4 9/16" Jambs
 Casing with Subsill
 Stone White 1 5/16" Clad BMC
 Stone White A217 Simulated Thick Subsill
 Applied End Cap/Subsill Lineal Cap Option
 Nailing Fin
 ***Note: Screen/Combo Ship Loose default has changed to shipped loose. If you would still like it shipped installed that is available.

Line #11	Mark Unit: 2nd Floor Room 4			
Qty: 1				



Stone White Clad Exterior
 Painted Interior Finish - White - Pine Interior

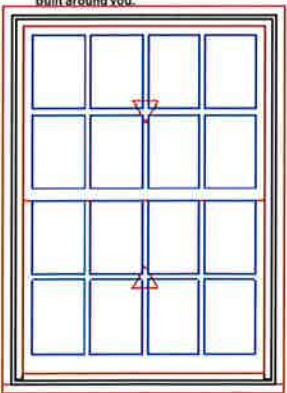


As Viewed From The Exterior

Entered As: FS
MO 44 7/8" X 61 5/8"
FS 41 3/4" X 58 11/16"
OC 44 3/8" X 61 3/8"
RO 42 3/4" X 59 3/16"
Egress Information
 Width: 38 5/32" Height: 24 9/32"
 Net Clear Opening: 6.43 SqFt
Performance Information
 U-Factor: 0.3
 Solar Heat Gain Coefficient: 0.27
 Visible Light Transmittance: 0.46
 Condensation Resistance: 56
 CPD Number: MAR-N-425-17180-00001
 ENERGY STAR: NC
Performance Grade
 Licensee #1127
 AAMA/WDMA/CSA/101/ I.S.2/A440-08
 LC-PG50 1149X2223 mm (45.25X87.5 in)
 LC-PG50 DP +50/-50
 FL17635
Paint Specification
 Clad Exterior Color: AAMA 2605

Clad Ultimate Double Hung - Next Generation 2.0
 Frame Size 41 3/4" X 58 11/16"
 Rough Opening 42 3/4" X 59 3/16"
Top Sash
 Stone White Clad Sash Exterior
 Painted Interior Finish - White - Pine Sash Interior
 IG
 Low E2 w/Argon
 Black Perimeter and Spacer Bar
 7/8" SDL - With Spacer Bar - Black
 Rectangular - Special Cut 4W2H
 Stone White Clad Ext - Painted Interior Finish - White - Pine Int
 Ogee Interior Glazing Profile
Bottom Sash
 Stone White Clad Sash Exterior
 Painted Interior Finish - White - Pine Sash Interior
 IG
 Low E2 w/Argon
 Black Perimeter and Spacer Bar
 7/8" SDL - With Spacer Bar - Black
 Rectangular - Special Cut 4W2H
 Stone White Clad Ext - Painted Interior Finish - White - Pine Int
 Ogee Interior Glazing Profile
 White Interior Weather Strip Package
 White Exterior Weather Strip Package
 White Sash Lock
 White Top Sash Strike Plate Assembly Color
 Aluminum Screen
 Stone White Surround
 Charcoal Fiberglass Mesh
 ***Screen/Combo Ship Loose
 4 9/16" Jambos
 Casing with Subsill
 Stone White 1 5/16" Clad BMC
 Stone White A217 Simulated Thick Subsill
 Applied End Cap/Subsill Lineal Cap Option
 Nailing Fin
 ***Note: Screen/Combo Ship Loose default has changed to shipped loose. If you would still like it shipped installed that is available.

Line #12	Mark Unit: 2nd Floor Room 3			
Qty: 1				



As Viewed From The Exterior

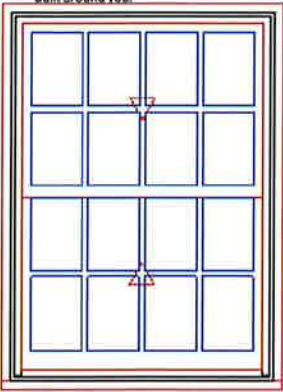
Entered As: FS
MO 44 7/8" X 61 5/8"
FS 41 3/4" X 58 11/16"
OC 44 3/8" X 61 3/8"
RO 42 3/4" X 59 3/16"
Egress Information

Stone White Clad Exterior
 Painted Interior Finish - White - Pine Interior
 Clad Ultimate Double Hung - Next Generation 2.0
 Frame Size 41 3/4" X 58 11/16"
 Rough Opening 42 3/4" X 59 3/16"
Top Sash
 Stone White Clad Sash Exterior
 Painted Interior Finish - White - Pine Sash Interior
 IG
 Low E2 w/Argon
 Black Perimeter and Spacer Bar
 7/8" SDL - With Spacer Bar - Black
 Rectangular - Special Cut 4W2H
 Stone White Clad Ext - Painted Interior Finish - White - Pine Int
 Ogee Interior Glazing Profile
Bottom Sash
 Stone White Clad Sash Exterior
 Painted Interior Finish - White - Pine Sash Interior
 IG
 Low E2 w/Argon
 Black Perimeter and Spacer Bar
 7/8" SDL - With Spacer Bar - Black
 Rectangular - Special Cut 4W2H
 Stone White Clad Ext - Painted Interior Finish - White - Pine Int
 Ogee Interior Glazing Profile
 White Interior Weather Strip Package
 White Exterior Weather Strip Package

Width: 38 5/32" Height: 24 9/32"
 Net Clear Opening: 6.43 SqFt
Performance Information
 U-Factor: 0.3
 Solar Heat Gain Coefficient: 0.27
 Visible Light Transmittance: 0.46
 Condensation Resistance: 56
 CPD Number: MAR-N-425-17180-00001
 ENERGY STAR: NC
Performance Grade
 Licensee #1127
 AAMA/WDMA/CSA/101/ I.S.2/A440-08
 LC-PG50 1149X2223 mm (45.25X87.5 in)
 LC-PG50 DP +50/-50
 FL17635
Paint Specification
 Clad Exterior Color: AAMA 2605

White Sash Lock
 White Top Sash Strike Plate Assembly Color
 Aluminum Screen
 Stone White Surround
 Charcoal Fiberglass Mesh
 ***Screen/Combo Ship Loose
 4 9/16" Jambs
 Casing with Subsill
 Stone White 1 5/16" Clad BMC
 Stone White A217 Simulated Thick Subsill
 Applied End Cap/Subsill Lineal Cap Option
 Nailing Fin
 ***Note: Screen/Combo Ship Loose default has changed to shipped loose. If you would still like it shipped installed that is available.

Line #13	Mark Unit: 2nd Floor Room 2			
Qty: 2				



As Viewed From The Exterior

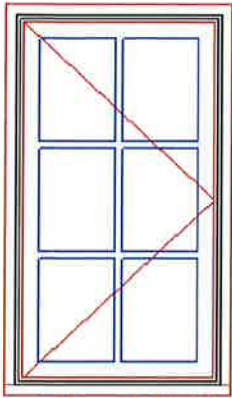
Entered As: FS
 MO 44 7/8" X 61 5/8"
 FS 41 3/4" X 58 11/16"
 OC 44 3/8" X 61 3/8"
 RO 42 3/4" X 59 3/16"
Egress Information
 Width: 38 5/32" Height: 24 9/32"
 Net Clear Opening: 6.43 SqFt
Performance Information
 U-Factor: 0.3
 Solar Heat Gain Coefficient: 0.27
 Visible Light Transmittance: 0.46
 Condensation Resistance: 56
 CPD Number: MAR-N-425-17180-00001
 ENERGY STAR: NC
Performance Grade
 Licensee #1127
 AAMA/WDMA/CSA/101/ I.S.2/A440-08
 LC-PG50 1149X2223 mm (45.25X87.5 in)
 LC-PG50 DP +50/-50
 FL17635
Paint Specification
 Clad Exterior Color: AAMA 2605

Stone White Clad Exterior
 Painted Interior Finish - White - Pine Interior
 Clad Ultimate Double Hung - Next Generation 2.0
 Frame Size 41 3/4" X 58 11/16"
 Rough Opening 42 3/4" X 59 3/16"
Top Sash
 Stone White Clad Sash Exterior
 Painted Interior Finish - White - Pine Sash Interior
 IG
 Low E2 w/Argon
 Black Perimeter and Spacer Bar
 7/8" SDL - With Spacer Bar - Black
 Rectangular - Special Cut 4W2H
 Stone White Clad Ext - Painted Interior Finish - White - Pine Int
 Ogee Interior Glazing Profile
Bottom Sash
 Stone White Clad Sash Exterior
 Painted Interior Finish - White - Pine Sash Interior
 IG
 Low E2 w/Argon
 Black Perimeter and Spacer Bar
 7/8" SDL - With Spacer Bar - Black
 Rectangular - Special Cut 4W2H
 Stone White Clad Ext - Painted Interior Finish - White - Pine Int
 Ogee Interior Glazing Profile
 White Interior Weather Strip Package
 White Exterior Weather Strip Package
 White Sash Lock
 White Top Sash Strike Plate Assembly Color
 Aluminum Screen
 Stone White Surround
 Charcoal Fiberglass Mesh
 ***Screen/Combo Ship Loose
 4 9/16" Jambs
 Casing with Subsill
 Stone White 1 5/16" Clad BMC
 Stone White A217 Simulated Thick Subsill
 Applied End Cap/Subsill Lineal Cap Option
 Nailing Fin
 ***Note: Screen/Combo Ship Loose default has changed to shipped loose. If you would still like it shipped installed that is available.

Line #14	Mark Unit: 2nd Floor Room 2			
Qty: 2				



Stone White Clad Exterior
 Painted Interior Finish - White - Pine Interior

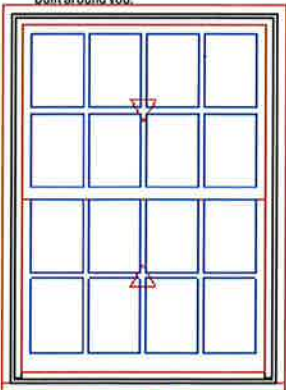


As Viewed From The Exterior

Entered As: FS
 MO 27 13/16" X 47 13/16"
 FS 24 11/16" X 45"
 OC 27 5/16" X 47 9/16"
 RO 25 11/16" X 45 1/2"
Egress Information
 Width: 17 37/64" Height: 39 57/64"
 Net Clear Opening: 4.87 SqFt
Performance Information
 U-Factor: 0.29
 Solar Heat Gain Coefficient: 0.26
 Visible Light Transmittance: 0.44
 Condensation Resistance: 58
 CPD Number: MAR-N-342-13429-00001
 ENERGY STAR: NC
Performance Grade
 Licensee #918
 AAMA/WDMA/CSA/101/I.S.2/A440-08
 CW-PG50 914.4X2442 mm (36X96.13 in)
 CW-PG50 DP +50/-50
 FL10321
Paint Specification
 Clad Exterior Color: AAMA 2605

Clad Ultimate Casement - Right Hand
 Frame Size 24 11/16" X 45"
 Rough Opening 25 11/16" X 45 1/2"
 Stone White Clad Sash Exterior
 Painted Interior Finish - White - Pine Sash Interior
 IG - 3/4"
 Low E2 w/Argon
 Black Perimeter and Spacer Bar
 7/8" SDL - With Spacer Bar - Black
 Rectangular - Special Cut 2W3H
 Stone White Clad Ext - Painted Interior Finish - White - Pine Int
 Ogee Interior Glazing Profile
 Standard Bottom Rail
 White Weather Strip
 White Folding Handle
 White Multi - Point Lock
 Aluminum Screen
 Satin Taupe Surround
 Charcoal Fiberglass Mesh
 ***Screen/Combo Ship Loose
 4 9/16" Jambs
 Casing with Subsill
 Stone White 1 5/16" Clad BMC
 Stone White A1453 Subsill
 Applied End Cap/Subsill Lineal Cap Option
 No Installation Method

Line #15	Mark Unit: 2nd Floor Room 1			
Qty: 1				



As Viewed From The Exterior

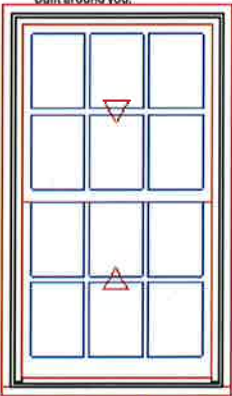
Entered As: FS
 MO 44 7/8" X 61 5/8"
 FS 41 3/4" X 58 11/16"
 OC 44 3/8" X 61 3/8"
 RO 42 3/4" X 59 3/16"
Egress Information

Stone White Clad Exterior
 Painted Interior Finish - White - Pine Interior
 Clad Ultimate Double Hung - Next Generation 2.0
 Frame Size 41 3/4" X 58 11/16"
 Rough Opening 42 3/4" X 59 3/16"
 Top Sash
 Stone White Clad Sash Exterior
 Painted Interior Finish - White - Pine Sash Interior
 IG
 Low E2 w/Argon
 Black Perimeter and Spacer Bar
 7/8" SDL - With Spacer Bar - Black
 Rectangular - Special Cut 4W2H
 Stone White Clad Ext - Painted Interior Finish - White - Pine Int
 Ogee Interior Glazing Profile
 Bottom Sash
 Stone White Clad Sash Exterior
 Painted Interior Finish - White - Pine Sash Interior
 IG
 Low E2 w/Argon
 Black Perimeter and Spacer Bar
 7/8" SDL - With Spacer Bar - Black
 Rectangular - Special Cut 4W2H
 Stone White Clad Ext - Painted Interior Finish - White - Pine Int
 Ogee Interior Glazing Profile
 White Interior Weather Strip Package
 White Exterior Weather Strip Package

Width: 38 5/32" Height: 24 9/32"
 Net Clear Opening: 6.43 SqFt
Performance Information
 U-Factor: 0.3
 Solar Heat Gain Coefficient: 0.27
 Visible Light Transmittance: 0.46
 Condensation Resistance: 56
 CPD Number: MAR-N-425-17180-00001
 ENERGY STAR: NC
Performance Grade
 Licensee #1127
 AAMA/WDMA/CSA/101/ I.S.2/A440-08
 LC-PG50 1149X2223 mm (45.25X87.5 in)
 LC-PG50 DP +50/-50
 FL17635
Paint Specification
 Clad Exterior Color: AAMA 2605

White Sash Lock
 White Top Sash Strike Plate Assembly Color
 Aluminum Screen
 Stone White Surround
 Charcoal Fiberglass Mesh
 ***Screen/Combo Ship Loose
 4 9/16" Jambs
 Casing with Subsill
 Stone White 1 5/16" Clad BMC
 Stone White A217 Simulated Thick Subsill
 Applied End Cap/Subsill Lineal Cap Option
 Nailing Fin
 ***Note: Screen/Combo Ship Loose default has changed to shipped loose. If you would still like it shipped installed that is available.

Line #16	Mark Unit: 2nd Floor Room 1			
Qty: 1				



As Viewed From The Exterior

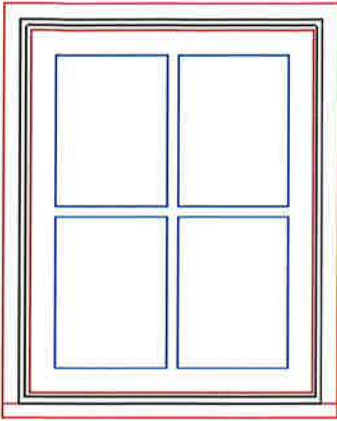
Entered As: FS
MO 36 1/8" X 61 9/16"
FS 33" X 58 5/8"
OC 35 5/8" X 61 5/16"
RO 34" X 59 1/8"
Egress Information
 Width: 29 13/32" Height: 24 1/4"
 Net Clear Opening: 4.95 SqFt
Performance Information
 U-Factor: 0.3
 Solar Heat Gain Coefficient: 0.27
 Visible Light Transmittance: 0.46
 Condensation Resistance: 56
 CPD Number: MAR-N-425-17180-00001
 ENERGY STAR: NC
Performance Grade
 Licensee #1127
 AAMA/WDMA/CSA/101/ I.S.2/A440-08
 LC-PG50 1149X2223 mm (45.25X87.5 in)
 LC-PG50 DP +50/-50
 FL17635
Paint Specification
 Clad Exterior Color: AAMA 2605

Stone White Clad Exterior
 Painted Interior Finish - White - Pine Interior
 Clad Ultimate Double Hung - Next Generation 2.0
 Frame Size 33" X 58 5/8"
 Rough Opening 34" X 59 1/8"
Top Sash
 Stone White Clad Sash Exterior
 Painted Interior Finish - White - Pine Sash Interior
 IG
 Low E2 w/Argon
 Black Perimeter and Spacer Bar
 7/8" SDL - With Spacer Bar - Black
 Rectangular - Special Cut 3W2H
 Stone White Clad Ext - Painted Interior Finish - White - Pine Int
 Ogee Interior Glazing Profile
Bottom Sash
 Stone White Clad Sash Exterior
 Painted Interior Finish - White - Pine Sash Interior
 IG
 Low E2 w/Argon
 Black Perimeter and Spacer Bar
 7/8" SDL - With Spacer Bar - Black
 Rectangular - Special Cut 3W2H
 Stone White Clad Ext - Painted Interior Finish - White - Pine Int
 Ogee Interior Glazing Profile
 White Interior Weather Strip Package
 White Exterior Weather Strip Package
 White Sash Lock
 White Top Sash Strike Plate Assembly Color
 Aluminum Screen
 Stone White Surround
 Charcoal Fiberglass Mesh
 ***Screen/Combo Ship Loose
 4 9/16" Jambs
 Casing with Subsill
 Stone White 1 5/16" Clad BMC
 Stone White A217 Simulated Thick Subsill
 Applied End Cap/Subsill Lineal Cap Option
 Nailing Fin
 ***Note: Screen/Combo Ship Loose default has changed to shipped loose. If you would still like it shipped installed that is available.

Line #17	Mark Unit: 2nd Floor Stairs			
Qty: 1				



Stone White Clad Exterior
 Painted Interior Finish - White - Pine Interior



As Viewed From The Exterior

Entered As: FS

MO 28 1/8" X 34 11/16"

FS 25" X 31 7/8"

OC 27 5/8" X 34 7/16"

RO 26" X 32 3/8"

Egress Information

No Egress Information available.

Performance Information

U-Factor: 0.29

Solar Heat Gain Coefficient: 0.26

Visible Light Transmittance: 0.44

Condensation Resistance: 58

CPD Number: MAR-N-342-13429-00001

ENERGY STAR: NC

Performance Grade

Licensee #918

AAMA/WDMA/CSA/101/I.S.2/A440-08

CW-PG50 914.4X2442 mm (36X96.13 in)

CW-PG50 DP +50/-50

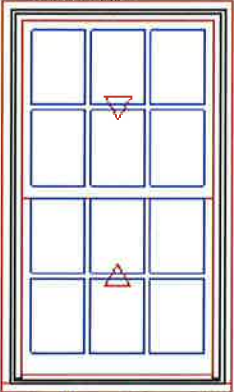
FL10321

Paint Specification

Clad Exterior Color: AAMA 2605

Clad Ultimate Casement - Stationary
 Frame Size 25" X 31 7/8"
 Rough Opening 26" X 32 3/8"
 Stone White Clad Sash Exterior
 Painted Interior Finish - White - Pine Sash Interior
 IG - 3/4"
 Low E2 w/Argon
 Black Perimeter and Spacer Bar
 7/8" SDL - With Spacer Bar - Black
 Rectangular - Special Cut 2W2H
 Stone White Clad Ext - Painted Interior Finish - White - Pine Int
 Ogee Interior Glazing Profile
 Standard Bottom Rail
 White Weather Strip
 Solid Wood Covers
 4 9/16" Jambs
 Casing with Subsill
 Stone White 1 5/16" Clad BMC
 Stone White A1453 Subsill
 Applied End Cap/Subsill Lineal Cap Option
 No Installation Method

Line #18	Mark Unit: 2nd Floor Stairs			
Qty: 2				



As Viewed From The Exterior

Entered As: FS

MO 36 1/4" X 61 5/8"

FS 33 1/8" X 58 11/16"

OC 35 3/4" X 61 3/8"

RO 34 1/8" X 59 3/16"

Egress Information

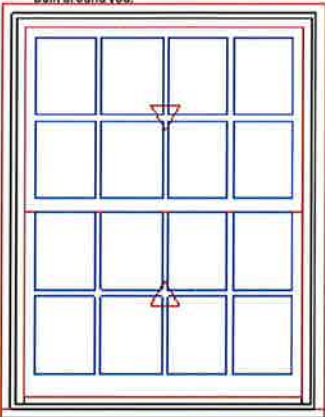
Width: 29 17/32" Height: 24 9/32"

Stone White Clad Exterior
 Painted Interior Finish - White - Pine Interior
 Clad Ultimate Double Hung - Next Generation 2.0
 Frame Size 33 1/8" X 58 11/16"
 Rough Opening 34 1/8" X 59 3/16"
 Glass Add For All Sash/Panels
 Top Sash
 Stone White Clad Sash Exterior
 Painted Interior Finish - White - Pine Sash Interior
 IG
 Tempered Low E2 w/Argon
 Black Perimeter and Spacer Bar
 7/8" SDL - With Spacer Bar - Black
 Rectangular - Special Cut 3W2H
 Stone White Clad Ext - Painted Interior Finish - White - Pine Int
 Ogee Interior Glazing Profile
 Bottom Sash
 Stone White Clad Sash Exterior
 Painted Interior Finish - White - Pine Sash Interior
 IG
 Tempered Low E2 w/Argon
 Black Perimeter and Spacer Bar
 7/8" SDL - With Spacer Bar - Black
 Rectangular - Special Cut 3W2H
 Stone White Clad Ext - Painted Interior Finish - White - Pine Int
 Ogee Interior Glazing Profile
 White Interior Weather Strip Package
 White Exterior Weather Strip Package

Net Clear Opening: 4.98 SqFt
Performance Information
 U-Factor: 0.3
 Solar Heat Gain Coefficient: 0.27
 Visible Light Transmittance: 0.46
 Condensation Resistance: 56
 CPD Number: MAR-N-425-17180-00001
 ENERGY STAR: NC
Performance Grade
 Licensee #1127
 AAMA/WDMA/CSA/101/ I.S.2/A440-08
 LC-PG50 1149X2223 mm (45.25X87.5 in)
 LC-PG50 DP +50/-50
 FL17635
Paint Specification
 Clad Exterior Color: AAMA 2605

White Sash Lock
 White Top Sash Strike Plate Assembly Color
 Aluminum Screen
 Stone White Surround
 Charcoal Fiberglass Mesh
 ***Screen/Combo Ship Loose
 4 9/16" Jamb
 Casing with Subsill
 Stone White 1 5/16" Clad BMC
 Stone White A217 Simulated Thick Subsill
 Applied End Cap/Subsill Lineal Cap Option
 Nailing Fin
 ***Note: Screen/Combo Ship Loose default has changed to shipped loose. If you would still like it shipped installed that is available.

Line #20	Mark Unit: Drawing mock up			
Qty: 1				



As Viewed From The Exterior

Entered As: OC
 MO 44 3/4" X 57 3/8"
 FS 41 5/8" X 54 7/16"
 OC 44 1/4" X 57 1/8"
 RO 42 5/8" X 54 15/16"
Egress Information
 Width: 38 1/32" Height: 22 5/32"
 Net Clear Opening: 5.85 SqFt
Performance Information
 U-Factor: 0.3
 Solar Heat Gain Coefficient: 0.27
 Visible Light Transmittance: 0.46
 Condensation Resistance: 56
 CPD Number: MAR-N-425-17180-00001
 ENERGY STAR: NC
Performance Grade
 Licensee #1127
 AAMA/WDMA/CSA/101/ I.S.2/A440-08
 LC-PG50 1149X2223 mm (45.25X87.5 in)
 LC-PG50 DP +50/-50
 FL17635
Paint Specification
 Clad Exterior Color: AAMA 2605

Stone White Clad Exterior
 Painted Interior Finish - White - Pine Interior
 Clad Ultimate Double Hung - Next Generation 2.0
 Outside of Exterior Casing 44 1/4" X 57 1/8"
 Rough Opening 42 5/8" X 54 15/16"
Top Sash
 Stone White Clad Sash Exterior
 Painted Interior Finish - White - Pine Sash Interior
 IG
 Low E2 w/Argon
 Black Perimeter and Spacer Bar
 7/8" SDL - With Spacer Bar - Black
 Rectangular - Special Cut 4W2H
 Stone White Clad Ext - Painted Interior Finish - White - Pine Int
 Ogee Interior Glazing Profile
Bottom Sash
 Stone White Clad Sash Exterior
 Painted Interior Finish - White - Pine Sash Interior
 IG
 Low E2 w/Argon
 Black Perimeter and Spacer Bar
 7/8" SDL - With Spacer Bar - Black
 Rectangular - Special Cut 4W2H
 Stone White Clad Ext - Painted Interior Finish - White - Pine Int
 Ogee Interior Glazing Profile
 White Interior Weather Strip Package
 White Exterior Weather Strip Package
 White Sash Lock
 White Top Sash Strike Plate Assembly Color
 Aluminum Screen
 Stone White Surround
 Charcoal Fiberglass Mesh
 ***Screen/Combo Ship Loose
 4 9/16" Jamb
 Casing with Subsill
 Stone White 1 5/16" Clad BMC
 Stone White A217 Simulated Thick Subsill
 Applied End Cap/Subsill Lineal Cap Option
 Nailing Fin
 ***Note: Screen/Combo Ship Loose default has changed to shipped loose. If you would still like it shipped installed that is available.

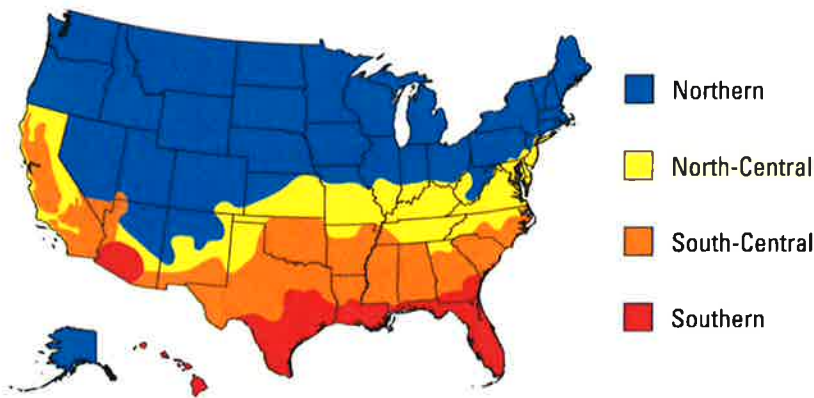
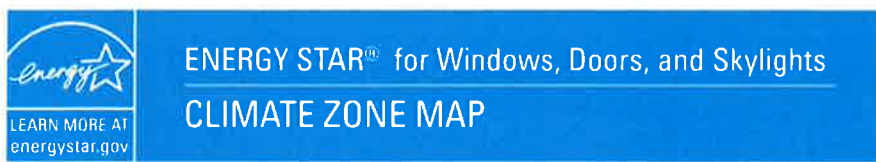
Product and Performance Information

NFRC energy ratings and values may vary depending on the exact configuration of glass thickness used on the unit. This data may change over time due to ongoing product changes or updated test results or requirements.

The National Fenestration Rating Council (NFRC) has developed and operates a uniform national rating system for the energy performance of fenestration products, including windows and doors. For additional information regarding this rating system, see www.nfrc.org/WindowRatings.

NFRC energy values and ratings may change over time due to ongoing product changes, updated test results or requirements.

Review the map below to determine if your units meet ENERGY STAR for your location.



International Energy Conservation Code (IECC) Climate Regions

