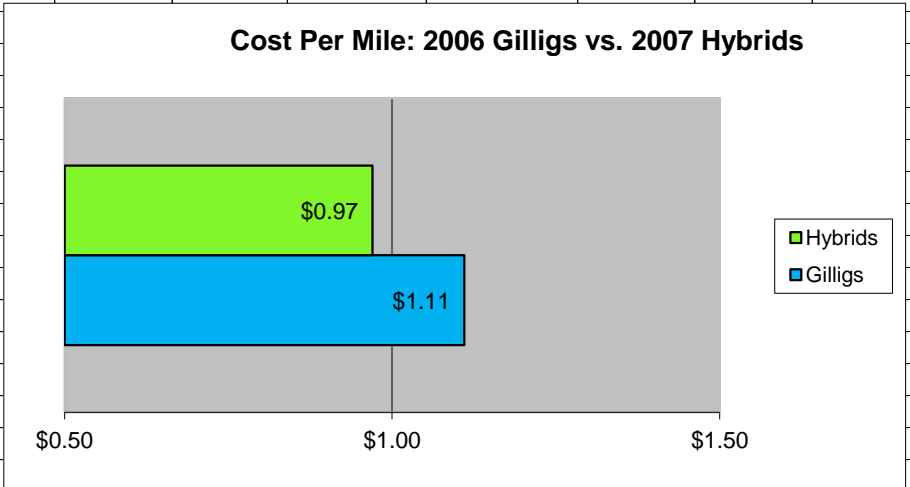
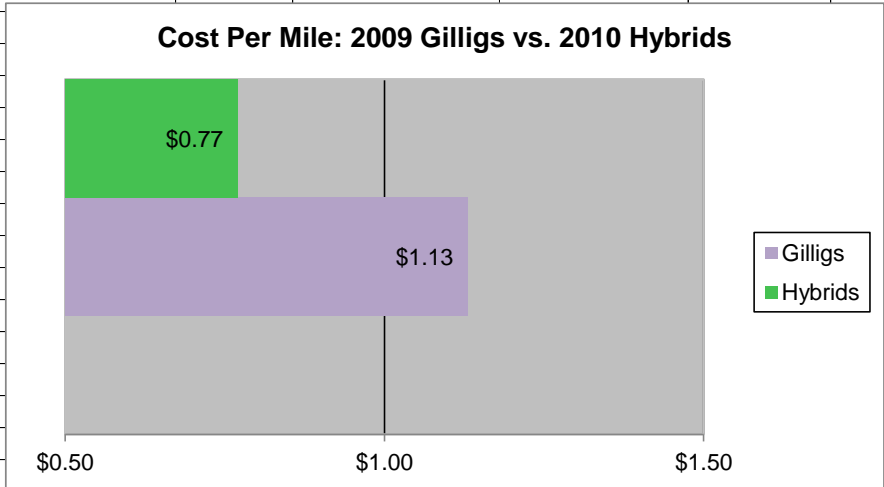
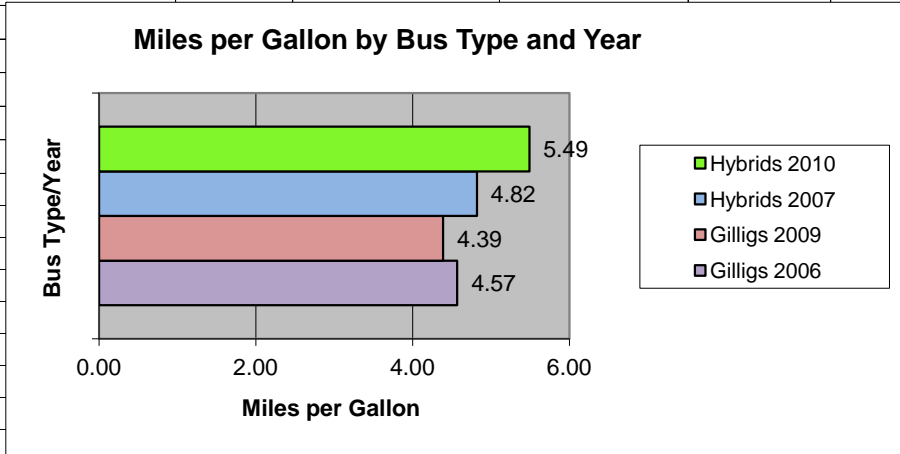


Hybrid/Diesel Comparison - July 1, 2014 - September 30, 2014

Bus Type/Year	Bus #	Mileage	Fuel	Fuel Cost*	Parts	Labor	CPM**	AVG MPG
Gilligs (2006)	906 - 921	89,500	19,600	\$60,129	\$16,447	\$22,458	\$1.11	4.57
Hybrids (2007)	001-005	42,226	8,754	\$26,856	\$6,520	\$7,687	\$0.97	4.82
Gilligs (2009)	922-954	252,077	57,483	\$176,346	\$54,369	\$54,736	\$1.13	4.39
Hybrids (2010)	006-019	168,519	30,700	\$94,182	\$15,200	\$20,835	\$0.77	5.49



*ULSD fuel price \$3.068 per gallon for the period.

**Cost Per Mile (CPM) = fuel + parts + labor / miles