



2023 MPD Quarterly Report, Quarter 1

Shon F. Barnes, Chief of Police



Quarter 1 Report

- This PowerPoint is intended to serve as a summary of the 1st Quarter report for 2023, 1 January 2023 through 31 March 2023
- Please refer to the full report (available online) for more detail
- Data and information in this report and summary are accurate as of May 8, 2023

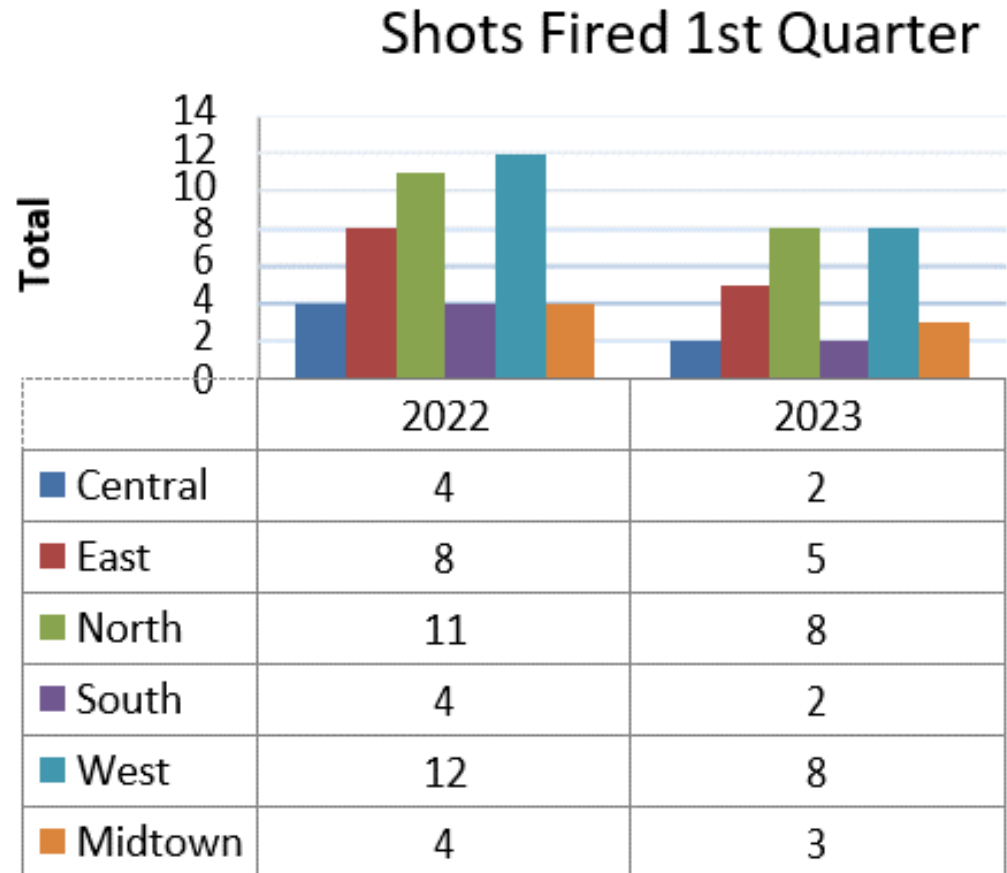


Significant Incidents- Shots Fired

- 28 shots fired incidents
 - -42% decrease compared to 2022
 - -39% decrease compared to 3 year average

Incident Type	1 st Quarter	Year-to-Date
Property Type	5	5
Subject Struck*	4	4
Accidental	1	1
Self-Inflicted (Intentional)	3	3
Casings Recovered	71	71

* Excluding accidental discharges and self-inflicted

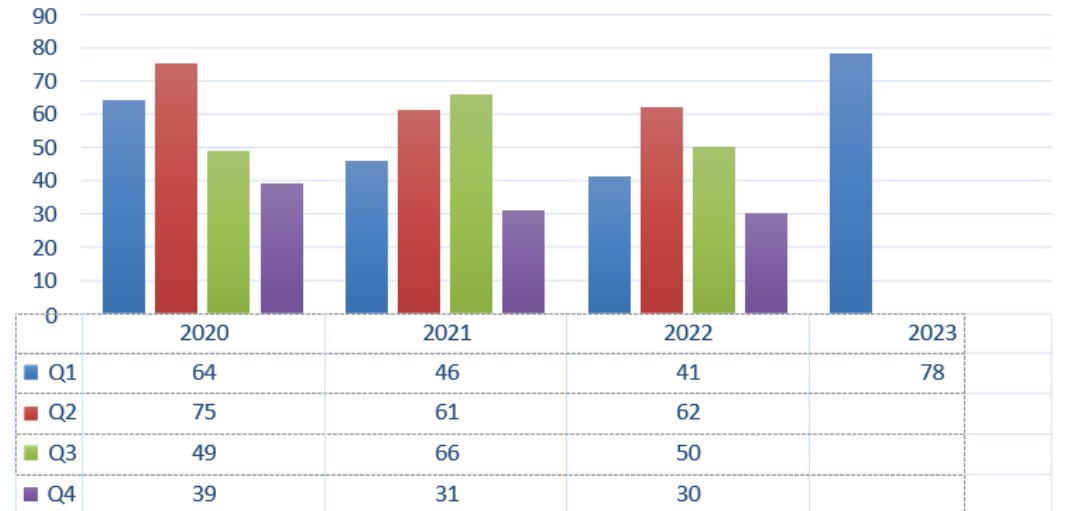




Significant Incidents- Heroin Overdoses

- MPD responded to 78 *known* heroin overdoses
 - 90% increase compared to 2022
 - 55% increase compared to 3 year average
- 10 suspected overdose deaths
 - 67% increase compared to 2022
 - 50% increase compared to 3 year average

Heroin Overdoses by Quarter 2020-2023





Significant Incidents- Robberies and Burglaries

Robbery Wisconsin Statute 943.32



Burglary 943.10





Significant Incidents- Robberies and Burglaries

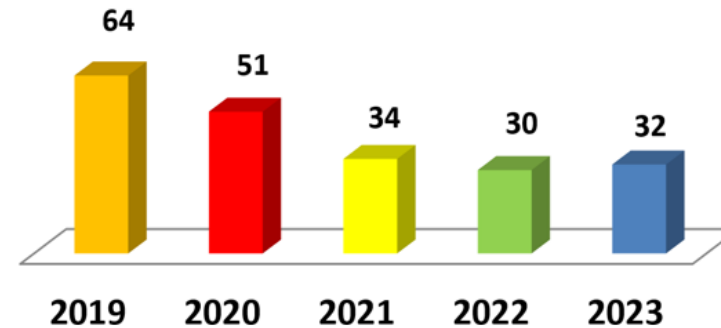
- 32 Robberies reported in Q1 2023
 - 7% increase compared to 2022
 - -16% decrease compared to 3 year average

- 140 Burglaries reported in Q1 2023
 - 1% increase compared to 2022
 - -23% decrease compared to 3 year average

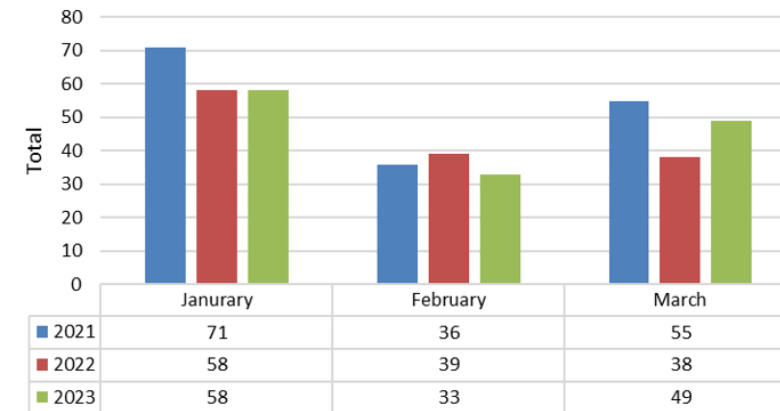
Robbery Totals

Jan.-March (Past 5 years)

2019 2020 2021 2022 2023



Burglary (1st Qtr) 2023

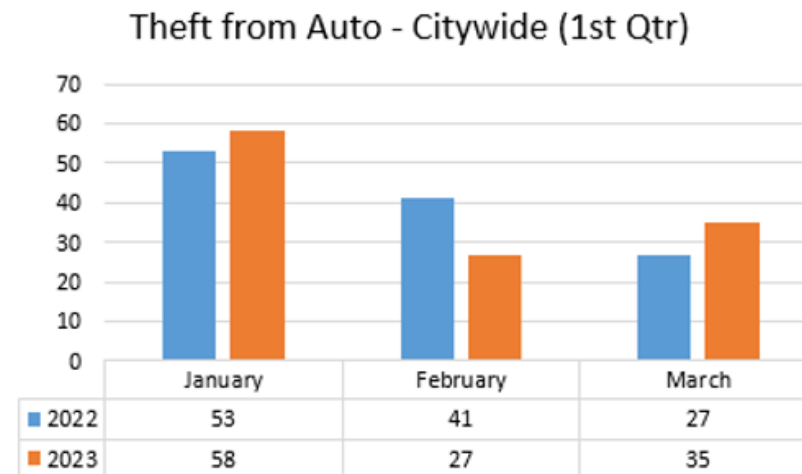
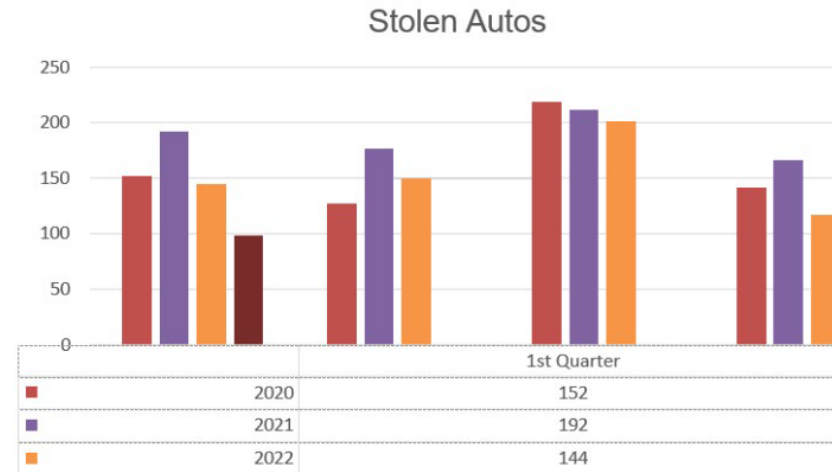




Significant Incidents- Thefts Involving Automobiles

- 98 Stolen Autos reported in Q1 2023
 - -32% decrease compared to 2022
 - -40% decrease compared to 3 year average

- 120 Thefts from Autos reported in Q1 2023
 - -1% decrease compared to 2022
 - -34% decrease compared to 3 year average





Arrest data- Charges 2022-2023

- **Incident-Based Reporting Arrest Charges, 1st Quarter 2023 (IBR)**
 - Persons arrested or cited
 - Current table represents charges
 - The total number of incidents is represented in the 21st Century Policing Quarterly Data.
 - Suspects may be arrested on multiple charges.

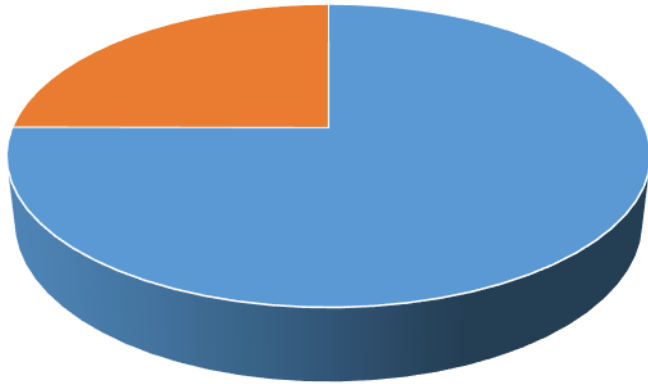
GROUP A OFFENSES	Q1 2022	Q1 2023
Animal Cruelty	0	3
Arson	1	0
Assault Offenses	345	391
Bribery	0	0
Burglary	29	54
Counterfeiting/Forgery	10	4
Damage to Property	95	104
Drug/Narcotic Offenses	139	192
Embezzlement	6	5
Extortion	0	2
Fraud Offenses	24	37
Gambling Offenses	0	0
Homicide Offenses	3	3
Human Trafficking Offenses	0	0
Kidnapping/Abduction	20	28
Larceny/Theft Offenses	117	186
Motor Vehicle Theft	50	46
Pornography/Obscene Material	6	5
Prostitution Offenses	2	0
Robbery	17	20
Sex Offenses, Forcible	18	27
Sex Offenses, Non-Forcible	0	2
Stolen Property Offenses	8	3
Weapon Law offenses	49	61
GROUP B OFFENSES		
Bad Checks	2	0
Curfew/Loitering/Vagrancy Violations	0	5
Disorderly Conduct	509	643
Driving Under the Influence	93	145
Drunkenness	0	0
Family Offenses, Nonviolent	9	22
Liquor Law Offenses	74	34
Peeping tom	0	0
Runaway	0	0
Trespass of Real Property	80	208
All Other Offenses	940	1255
TOTAL	2646	3485



Arrest data by Sex, 2022 and 2023 Year to Date

2023

2023 Arrests by Sex

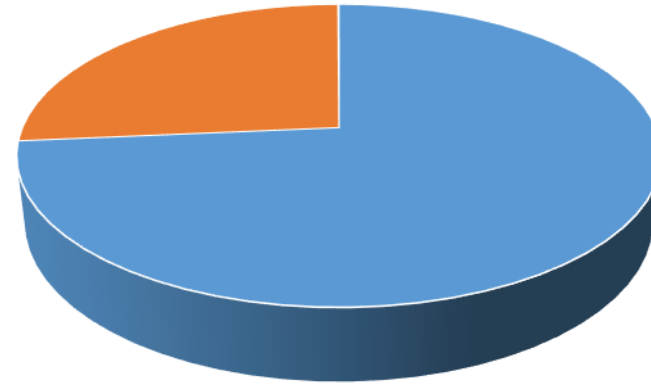


■ Male ■ Female ■ Unknown

Sex	Count	Percent
Male	1525	75
Female	507	25
Unknown	0	0

2022

2022 Arrests by Sex



■ Male ■ Female ■ Unknown

Sex	Count	Percent
Male	1125	73.60%
Female	403	26.40%
Unknown	1	0.10%

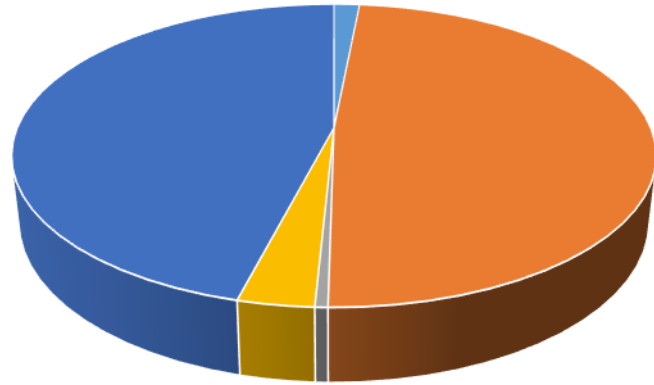


Arrest data by Race, 2022 and 2023 Year to Date

2023

2022

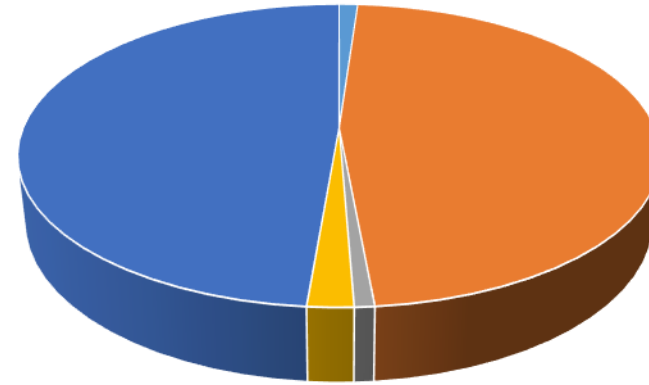
2023 Arrests by Race



■ Asian ■ African American ■ Native American ■ Other ■ Caucasian

Race	Count	%
Asian	31	1.5
African American	990	48.7
Native American	11	0.5
Other	66	3.2
Caucasian	934	46

2022 Arrests by Race



■ Asian ■ African American ■ Native American ■ Other ■ Caucasian

Race	Count	%
Asian	17	1.10%
African American	725	47.40%
Native American	13	0.90%
Other	30	2.00%
Caucasian	744	48.70%

*"Hispanic" is not a racial designator used for UCR/IBR crime reporting purposes. However, it is an ethnicity collected and tracked in MPD's records management system, in addition to race. These arrest figures are based on that data. Each arrested person with a Hispanic ethnicity will also have a race indicated (from the above options) and reflected in MPD's crime reporting.



Use of Force

Description	Q1	Q2	Q3	Q4	Total
Calls for Service	33,173				33,173
Contacts Where Force Was Used	74				74
% of CFS Where Force Was Used	0.22%				0.22%
Force					
Decentralization/Takedown (e.g. officer pushing or pulling a subject to the ground)	51				51
Active Counter Measures (e.g. officer striking a subject with hand, forearm, foot or knee)	22				22
Taser Deployment	9				9
Hobble Restraints (a belt system that restricts a subject's ability to kick at officers, squad windows, etc.)	9				9
OC (i.e. Pepper) Spray Deployment	3				3
Baton Strike	0				0
K9 Bite	0				0
Firearm Discharged Toward Suspect	1				1
Impact Munition (firearm delivered projectile launched at a lower than normal velocity)	1				1
Specialty (SWAT/SET)	0				0
Total	96				96
Firearm Discharged to Put Down a Sick or Suffering Animal	9				9



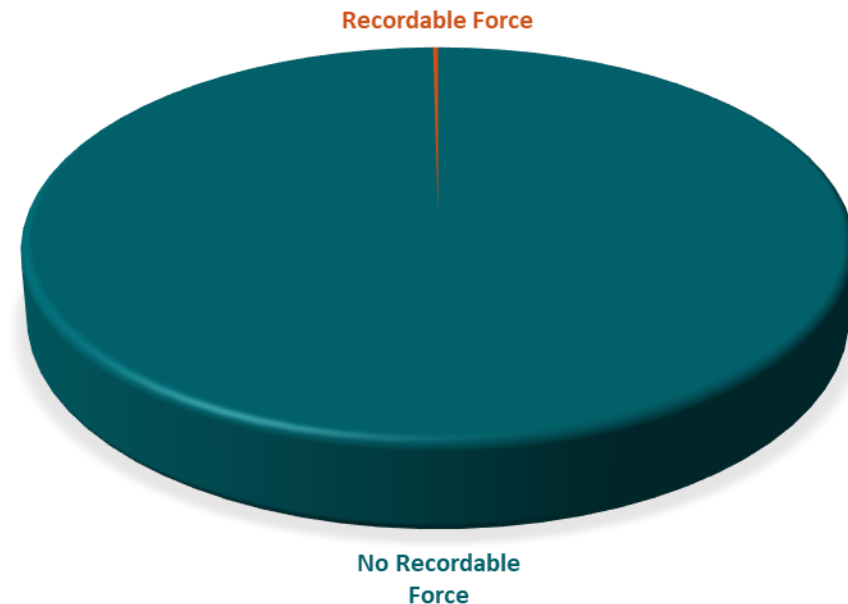
Use of Force

- MPD responded to 33,173 Calls For Service (CFS)
 - 74 contacts resulted in the use of recordable force
 - Recordable Force was used in 0.22% of encounters (1 call in 448)
 - All uses of force listed here were reviewed for compliance with MPD SOPs and training.

For statistical purposes, recordable force includes takedowns, active countermeasures, OC spray, impact weapons, hobble restraints (any level), less lethal projectiles, Taser deployments, K9 apprehensions, and use of deadly force (including dispatching animals).

-From MPD SOP: Use of Force Data Collection and Review

USE OF FORCE IN Q1 2023





Use of Force

- Use of Force: 2022 to 2023

Force	2022 (Q1)	2023 (Q1)
Decentralization/Takedown	57	51
Active Counter Measures	11	22
Taser Deployment	11	9
Hobble Restraints	6	9
OC (i.e. Pepper) Spray Deployment	3	3
Baton Strike	0	0
K9 Bite	0	0
Firearm Discharged Toward Suspect	1	1
Impact Munition	1	1
Specialty (SWAT/SET)	0	0
Total	90	96



Restorative Justice Initiative Data

12-16 Year Old Youth Data from YWCA	17-25 Year Old Data from CRC
<p>Total referrals: 38 Opted-in: 17 Opted out: 10 Neither: 7 (these referrals voided due to defendant's age or per officer) Waiting for Opt-in/Opt-out responses: 4</p> <p><u>Offenses:</u> Battery: 7 Damage to Property: 4 Disorderly Conduct: 12 Resist/Obstruct: 2 Theft (1 Retail, 1 Regular): 2 Trespass: 3 Underage Possess/Consume: 1 Curfew Violation: 3* Under 18 Armed or Sold Firearm/Pellet Gun: 1 Operate without a Valid License: 3</p> <p>*Citations were issued prior to February 28, 2023</p>	<p>Total referrals: 21</p> <p>Total MPD referrals by offense type: 22 *Total is more than 21 due to multiple citations for some respondents.</p> <p><u>Offenses:</u> Battery: 1 Disorderly Conduct: 12 Damage to Property: 1 Resisting/Obstructing: 3 Retail Theft: 5</p>



Promotions

Name	Promoted To	Now Assigned to	Insignia
Captain Matt Tye	Assistant Chief	Chief's Office- Operations	
Lieutenant Shannon Blackamore	Captain	Community Outreach	
Detective-Sergeant Eric Vosburg	Lieutenant	Officer in Charge- Night Shift	
Officer Matt Olson	Sergeant	West District	
Detective Jamie Grann	Detective-Sergeant	Violent Crimes Unit	
Officer Erik Lee	Detective	Burglary Crimes	



Continuous Improvement-Training Initiatives

In the first quarter of 2023, MPD's Training Team was productive in all areas under our purview. Highlights of the quarter include:

Developed and implemented an 8 hour winter "district" in-service and 16-hour spring in-service curriculum. These programs delivered 24 hours of training to each Officer, covering topics such as:

Chief's vision and 2023 workplan

Crime Prevention and District expectations

Prohibited Harassment/ APM 3-5

Stratified Policing

Rapid Deployment/ Active Shooter

Tactical Emergency Casualty Care

Emergency Vehicle Operations and vehicle contacts

Health and Wellness

Closed out the 2022-2023 hiring process with conditional job offers to 47 recruits who started their pre-service academy on May 30th.



Continuous Improvement- SOP Updates

- SOPs are reviewed and updated on a regular basis
- MPD SOPs are available to the Public on our website
 - <https://www.cityofmadison.com/police/chief/standardoperatingprocedures.cfm>
- For a full list of updated SOPs, please see the full Q1 report



Updates to Standard Operating Procedures (SOPs)

- Abatement Documentation
- Arrest, Incarceration, and Bail- Adults
- Calls For Service Dispatch Guidelines
- Changes to Code of Conduct and Standard Operating Procedures (**changed twice during quarter**)
- Court Overtime
- Crime Scene Response
- Critical Incident Stress Management
- Demonstrations and Assemblies
- Department Awards and Recognition
- Detox, JRC, Jail, and Probation & Parole Responses & Conveyances
- Digital Forensics
- Domestic Abuse
- Emergency Vehicle Operation Guidelines
- Employee Assistance Program (EAP)
- Enforcement of Immigration Laws
- Funerals and Ceremonies of Law Enforcement Officers
- General Duties and Expectations of Employees
- Handling of Evidence, Contraband, Found, or Lost Properties
- Hours Worked
- Identification Procedures
- Incident Review Process
- Interns Application and Acceptance Process
- Labor Disputes and Picketing
- Language Access Services
- Line of Duty Death of an Employee
- Major Case Investigations
- Military Leave
- NIBIN Use
- Notification of Commanding Officers



Updates to Standard Operating Procedures (SOPs)

- Peer Support Program Personnel File Contents and the Process for Accessing These Records
- Political Activity
- Pre-Employment Candidate Files
- Professional Standards and Internal Affairs Discipline Matrix
- Records Inspection and Release
- Retail Theft
- Searches
- Search Warrant Service
- Sexual Assault Investigations
- Special Events Team Specialty Teams
- Threats of Targeted or Mass Casualty Violence
- Use of Tire Deflation Devices
- Tours, Visitors, and Ride-Alongs
- Tuition reimbursement and Educational Incentive (MPPOA)
- Uniform Accounts
- Update of Payroll/Status for Promoted Employees
- Use of Force
- Use of Force Data Collection and Review
- U Visa Program Participation
- Vehicle Escorts
- Workforce Telestaff Requirements



Questions

Any Questions?