

CITY OF MADISON

2023 PARKING GARAGE MAINTENANCE
 MADISON, WISCONSIN
 CITY OF MADISON CONTRACT NO. 9317
 BID DOCUMENTS



5126 West Terrace Drive,
 Suite 111
 Madison, WI 53718-8346
 608 / 242 1550
 608 / 242 0787 fax

www.graef-usa.com

CLIENT:

SHEET INDEX

COVER SHEET	G001
ESTIMATED PLAN QUANTITIES	G002
STATE STREET LAKE (SSL)	SL-S100 - SL-S103
STATE STREET FRANCES (SSF)	SF-S100 - SF-S105
STATE STREET CAPITOL (SSCO)	SC-S100 - SC-106
CAPITOL SQUARE NORTH (CSN)	CN-S100 - CN-S104
OVERTURE CENTER (OC)	OC-S101 - OC-S107
SOUTH LIVINGSTON STREET (SLS)	LS-S102 - LS-S105
WILSON STREET GARAGE (WSG)	WS-S098 - WS-S100
PLUMBING DRAWINGS (WSG)	P001, P101 - P103
REPAIR DETAILS	SS01 - SS02

PROJECT TITLE:

2023 PARKING GARAGE
 MAINTENANCE

ISSUE:

1 04/03/2023 BID DOCUMENTS

PROJECT INFORMATION:

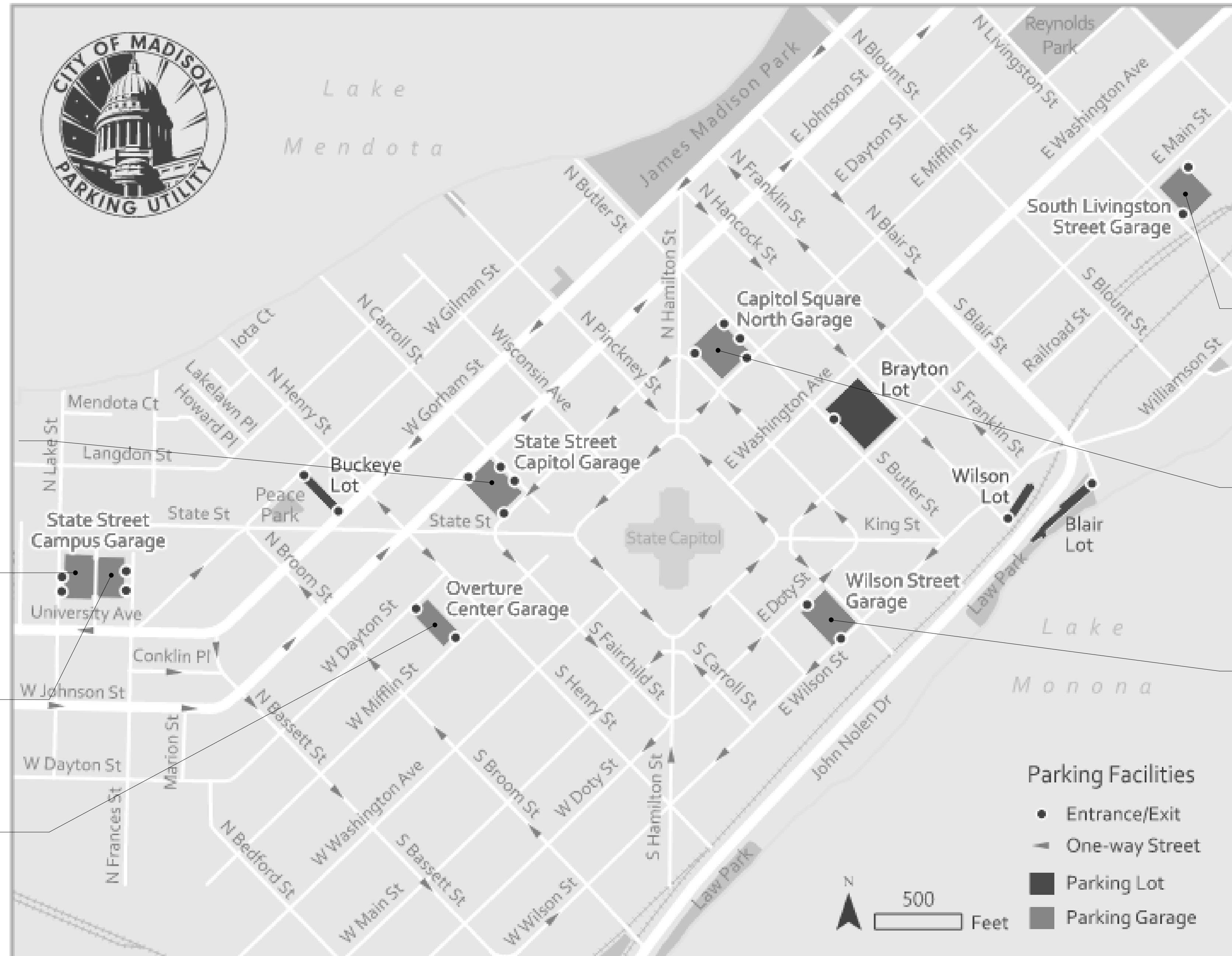
PROJECT NUMBER: 2022-5014.02
 DATE: 04/03/2023
 DRAWN BY: AMG
 CHECKED BY: AMG
 APPROVED BY: DFW
 SCALE: AS NOTED

SHEET TITLE:

COVER SHEET

SHEET NUMBER:

G001



STATE STREET CAPITOL (SSCO)
 214 NORTH CARROLL STREET

STATE STREET CAMPUS -
 LAKE (SSL)
 415 NORTH LAKE STREET

STATE STREET CAMPUS -
 FRANCES (SSF)
 430 NORTH FRANCES STREET

OVERTURE CENTER (OC)
 318 WEST MIFFLIN STREET

SOUTH LIVINGSTON STREET (SLS)
 111 SOUTH LIVINGSTON STREET

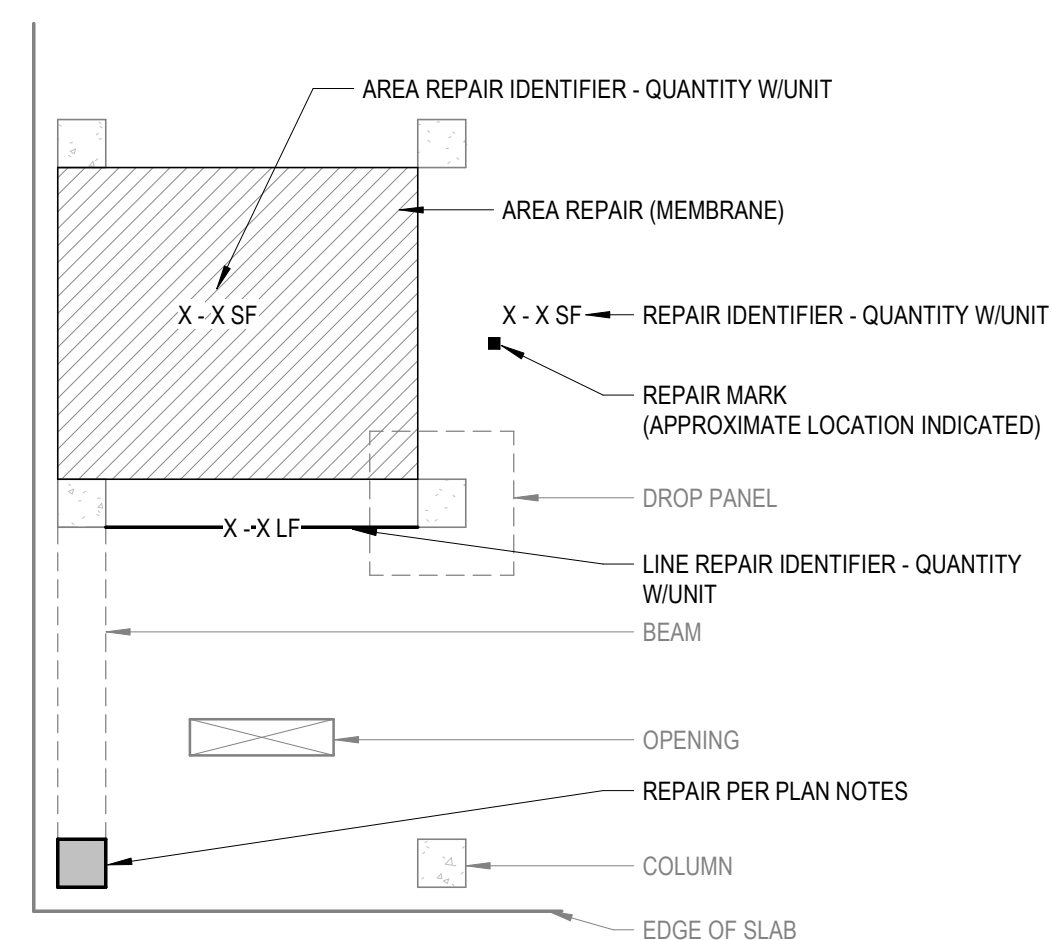
CAPITOL SQUARE NORTH (CSN)
 218 EAST MIFFLIN STREET

WILSON STREET GARAGE (WSG)
 20 EAST WILSON STREET

ESTIMATED PLAN QUANTITIES

PAY ITEM	X - X UNIT DESCRIPTION	DETAIL REFERENCE(S)	UNITS	SSL QTY	SSF QTY	SSCO QTY	CSN QTY	OC QTY	SLS QTY	WSG QTY	TOTAL QTY
1	FULL-SYSTEM MEMBRANE INSTALLATION OR REPLACEMENT	N/A	SF	0	0	0	0	0	0	1680	1680
2	CONCRETE VERTICAL SURFACE REPAIR	A3 / S501 A4 / S501	SF	19	10	14	45	8	3	9	108
3	CONCRETE TOPSIDE SURFACE SPALL REPAIR	B4 / S501	SF	5	4	32	90	0	0	0	131
4	CONCRETE OVERHEAD SURFACE SPALL REPAIR	C1 / S501	SF	15	5	12	0	9	0	0	41
5	CONCRETE BEAM SPALL REPAIR	B1 / S501	SF	0	0	0	14	0	0	0	14
6	FULL-DEPTH SLAB SPALL REPAIR	A1 / S501	SF	5	0	0	0	0	0	0	5
7	CONCRETE JOIST SPALL REPAIR	C4 / S501	SF	10	0	0	0	0	0	0	10
8	CONCRETE STAIR SPALL REPAIR	B3 / S501	SF	0	0	6	0	7	0	0	13
9	CLEANING AND PAINTING OF EXPOSED REBAR	N/A	LF	102	5	0	48	0	0	0	155
10	EPOXY INJECTION OF TOPPING SLABS	N/A	SF	0	0	480	0	0	0	0	480
11	CONCRETE SLAB CRACK REPAIR: ROUT AND SEAL	A4 / S502	LF	0	34	0	100	7	0	0	141
12	CONCRETE SLAB CRACK REPAIR: ROUT WITH SLOT AND SEAL (WSG)	A3 / S502	LF	0	0	0	0	0	0	1500	1500
13	CONCRETE SLAB CRACK REPAIR: CUT SLOT AND PATCH (SLS)	A2 / S502	LF	0	0	0	0	0	284	0	284
14	CMU CRACK/MORTAR JOINT REPAIR	N/A	LF	2	0	11	0	25	0	0	38
15	SILANE SEALER APPLICATION (SSCO)	N/A	SF	0	0	301500	0	0	0	0	301500
16	REPLACE EXISTING OR INSTALL NEW COMPRESSION SEAL JOINT	N/A	LF	0	0	0	44	0	0	0	44
17	REPLACE EXISTING FLANGE-TYPE JOINT	N/A	LF	0	0	70	0	0	0	0	70
18	REMOVE AND REPLACE EXISTING OR INSTALL NEW SEALANT JOINT	N/A	LF	0	0	37	27	0	63	0	127
19	REMOVE AND REPLACE EXISTING SEALANT AT PRECAST DOUBLE TEES (SSF)	N/A	LF	0	982	0	0	0	0	0	982
20	PRECAST SHEAR CONNECTOR REPAIR (SSF)	C4 / S502	EACH	0	40	0	0	0	0	0	40
21	BRICK MASONRY REPAIR/REPLACEMENT (CSN)	N/A	SF	0	0	0	10	0	0	0	10
22	BRICK MASONRY SEALING (CSN)	N/A	LS	0	0	0	1	0	0	0	1
23	STEEL BARRIER REPAIRS (CSN)	B2 / S502	EACH	0	0	0	2	0	0	0	2
24	SITE PLANTER REPAIR (CSN)	N/A	LS	0	0	0	1	0	0	0	1
25	PAINT EXISTING ROOF-LEVEL STEEL BARRIERS (CSN)	N/A	LS	0	0	0	1	0	0	0	1
26	CLEAN, PAINT, AND RESHEATH BARRIER CABLES (CSN)	B4 / S502	LF	0	0	0	0	2800	0	0	2800
27	CONCRETE DEMOLITION WITH CLEANING AND PAINTING OF REBAR	N/A	SF	20	0	0	0	0	0	0	20
28	INSTALL NEW FLOOR DRAIN	A5 / P001	EACH	0	0	0	0	0	0	7	7

CONCRETE REPAIR PLAN LEGEND



5126 West Terrace Drive,
Suite 111
Madison, WI 53718-8346
608 / 242 1550
608 / 242 0787 fax

www.graef-usa.com

CLIENT:



Madison Municipal Building
215 Martin Luthing King Blvd
Suite 109
Madison, Wisconsin 53703

PROJECT TITLE:

2023 PARKING GARAGE
MAINTENANCE

ISSUE:

1 04/03/2023 BID DOCUMENTS

PROJECT INFORMATION:

PROJECT NUMBER: 2022-5014.03
DATE: 04/03/2023
DRAWN BY: AMG
CHECKED BY: AMG
APPROVED BY: DFW
SCALE: AS NOTED


SHEET TITLE:

ESTIMATED PLAN QUANTITIES

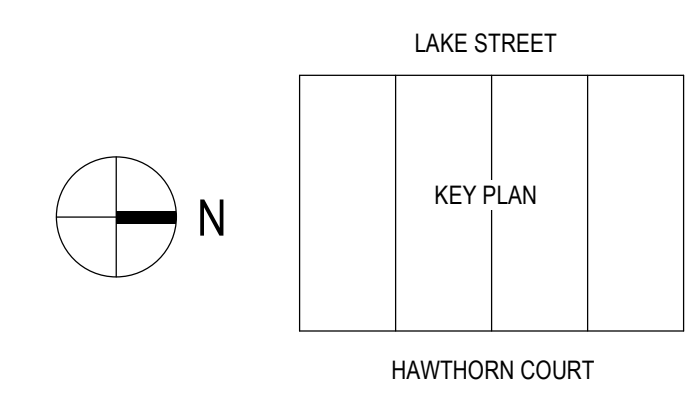
SHEET NUMBER:

G002

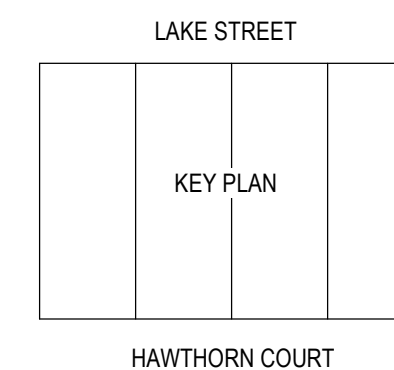
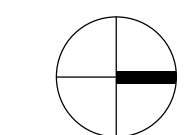

PAY ITEM	X-UNIT DESCRIPTION	DETAIL REFERENCE(S)
1	FULL SYSTEM MEMBRANE INSTALLATION OR REPLACEMENT	N/A
2	CONCRETE VERTICAL SURFACE SPALL REPAIR	A3 / S501 A4 / S501
3	CONCRETE TOPSIDE SURFACE SPALL REPAIR	B4 / S501
4	CONCRETE OVERHEAD SURFACE SPALL REPAIR	C1 / S501
5	CONCRETE BEAM SPALL REPAIR	B1 / S501
6	FULL-DEPTH SLAB SPALL REPAIR	A1 / S501
7	CONCRETE JOIST SPALL REPAIR	C4 / S501
8	CONCRETE STAIR SPALL REPAIR	B3 / S501
9	CLEANING AND PAINTING OF EXPOSED REBAR	N/A
10	EPOXY INJECTION OF TOPPING SLABS	N/A
11	CONCRETE SLAB CRACK REPAIR: ROUT AND SEAL	A4 / S502
12	CONCRETE SLAB CRACK REPAIR: ROUT WITH SLOT AND SEAL (WSG)	A3 / S502
13	CONCRETE SLAB CRACK REPAIR: CUT SLOT AND PATCH (SLS)	A2 / S502
14	CMU CRACK/MORTAR JOINT REPAIR	N/A
15	SILANE SEALER APPLICATION (SSCO)	N/A
16	REPLACE EXISTING OR INSTALL NEW COMPRESSION SEAL JOINT	N/A
17	REPLACE EXISTING FLANGE-TYPE JOINT	N/A
18	REMOVE AND REPLACE EXISTING OR INSTALL NEW SEALANT JOINT	N/A
19	REMOVE AND REPLACE EXISTING SEALANT AT PRECAST DOUBLE TEES (SSF)	N/A
20	PRECAST SHEAR CONNECTOR REPAIR (SSF)	C4 / S502
21	BRICK MASONRY REPAIR/REPLACEMENT (CSN)	N/A
22	BRICK MASONRY SEALING (CSN)	N/A
23	STEEL BARRIER REPAIRS (CSN)	B2 / S502
24	SITE PLANTER REPAIR (CSN)	N/A
25	PAINT EXISTING ROOF-LEVEL STEEL BARRIERS (CSN)	N/A
26	CLEAN, PAINT, AND RESHEATH BARRIER CABLES (CSN)	B4 / S502
27	CONCRETE DEMOLITION WITH CLEANING AND PAINTING OF REBAR	N/A
28	INSTALL NEW FLOOR DRAINS	A5 / P001



STATE STREET CAMPUS: LAKE (SSL) - LOWER LEVEL (OVERHEAD)




PAY ITEM	X-UNIT DESCRIPTION	DETAIL REFERENCE(S)
1	FULL SYSTEM MEMBRANE INSTALLATION OR REPLACEMENT	N/A
2	CONCRETE VERTICAL SURFACE REPAIR	A3 / S501 A4 / S501
3	CONCRETE TOPSIDE SURFACE SPALL REPAIR	B4 / S501
4	CONCRETE OVERHEAD SURFACE SPALL REPAIR	C1 / S501
5	CONCRETE BEAM SPALL REPAIR	B1 / S501
6	FULL-DEPTH SLAB SPALL REPAIR	A1 / S501
7	CONCRETE JOIST SPALL REPAIR	C4 / S501
8	CONCRETE STAIR SPALL REPAIR	B3 / S501
9	CLEANING AND PAINTING OF EXPOSED REBAR	N/A
10	EPOXY INJECTION OF TOPPING SLABS	N/A
11	CONCRETE SLAB CRACK REPAIR: ROUT AND SEAL	A4 / S502
12	CONCRETE SLAB CRACK REPAIR: ROUT WITH SLOT AND SEAL (WSG)	A3 / S502
13	CONCRETE SLAB CRACK REPAIR: CUT SLOT AND PATCH (SLS)	A2 / S502
14	CMU CRACK/MORTAR JOINT REPAIR	N/A
15	SILANE SEALER APPLICATION (SSCO)	N/A
16	REPLACE EXISTING OR INSTALL NEW COMPRESSION SEAL JOINT	N/A
17	REPLACE EXISTING FLANGE-TYPE JOINT	N/A
18	REMOVE AND REPLACE EXISTING OR INSTALL NEW SEALANT JOINT	N/A
19	REMOVE AND REPLACE EXISTING SEALANT AT PRECAST DOUBLE TEES (SSF)	N/A
20	PRECAST SHEAR CONNECTOR REPAIR (SSF)	C4 / S502
21	BRICK MASONRY REPAIR/REPLACEMENT (CSN)	N/A
22	BRICK MASONRY SEALING (CSN)	N/A
23	STEEL BARRIER REPAIRS (CSN)	B2 / S502
24	SITE PLANTER REPAIR (CSN)	N/A
25	PAINT EXISTING ROOF-LEVEL STEEL BARRIERS (CSN)	N/A
26	CLEAN, PAINT, AND RESHEATH BARRIER CABLES (CSN)	B4 / S502
27	CONCRETE DEMOLITION WITH CLEANING AND PAINTING OF REBAR	N/A
28	INSTALL NEW FLOOR DRAINS	A5 / P001




STATE STREET CAMPUS: LAKE (SSL) - LEVEL 1

ITEM	X-UNIT DESCRIPTION	DETAIL REFERENCE(S)
1	FULL SYSTEM MEMBRANE INSTALLATION OR REPLACEMENT	N/A
2	CONCRETE VERTICAL SURFACE REPAIR	A3 / S501 A4 / S501
3	CONCRETE TOPSIDE SURFACE SPALL REPAIR	B4 / S501
4	CONCRETE OVERHEAD SURFACE SPALL REPAIR	C1 / S501
5	CONCRETE BEAM SPALL REPAIR	B1 / S501
6	FULL-DEPTH SLAB SPALL REPAIR	A1 / S501
7	CONCRETE JOIST SPALL REPAIR	C4 / S501
8	CONCRETE STAIR SPALL REPAIR	B3 / S501
9	CLEANING AND PAINTING OF EXPOSED REBAR	N/A
10	EPOXY INJECTION OF TOPPING SLABS	N/A
11	CONCRETE SLAB CRACK REPAIR: ROUT AND SEAL	A4 / S502
12	CONCRETE SLAB CRACK REPAIR: ROUT WITH SLOT AND SEAL (WSG)	A3 / S502
13	CONCRETE SLAB CRACK REPAIR: CUT SLOT AND PATCH (SLS)	A2 / S502
14	CMU CRACK/MORTAR JOINT REPAIR	N/A
15	SILANE SEALER APPLICATION (SSCO)	N/A
16	REPLACE EXISTING OR INSTALL NEW COMPRESSION SEAL JOINT	N/A
17	REPLACE EXISTING FLANGE-TYPE JOINT	N/A
18	REMOVE AND REPLACE EXISTING OR INSTALL NEW SEALANT JOINT	N/A
19	REMOVE AND REPLACE EXISTING SEALANT AT PRECAST DOUBLE TEES (SSF)	N/A
20	PRECAST SHEAR CONNECTOR REPAIR (SSF)	C4 / S502
21	BRICK MASONRY REPAIR/REPLACEMENT (CSN)	N/A
22	BRICK MASONRY SEALING (CSN)	N/A
23	STEEL BARRIER REPAIRS (CSN)	B2 / S502
24	SITE PLANTER REPAIR (CSN)	N/A
25	PAINT EXISTING ROOF-LEVEL STEEL BARRIERS (CSN)	N/A
26	CLEAN, PAINT, AND RESHEATH BARRIER CABLES (CSN)	B4 / S502
27	CONCRETE DEMOLITION WITH CLEANING AND PAINTING OF REBAR	N/A
28	INSTALL NEW FLOOR DRAINS	A5 / P001



STATE STREET CAMPUS: LAKE (SSL) - LEVEL 2

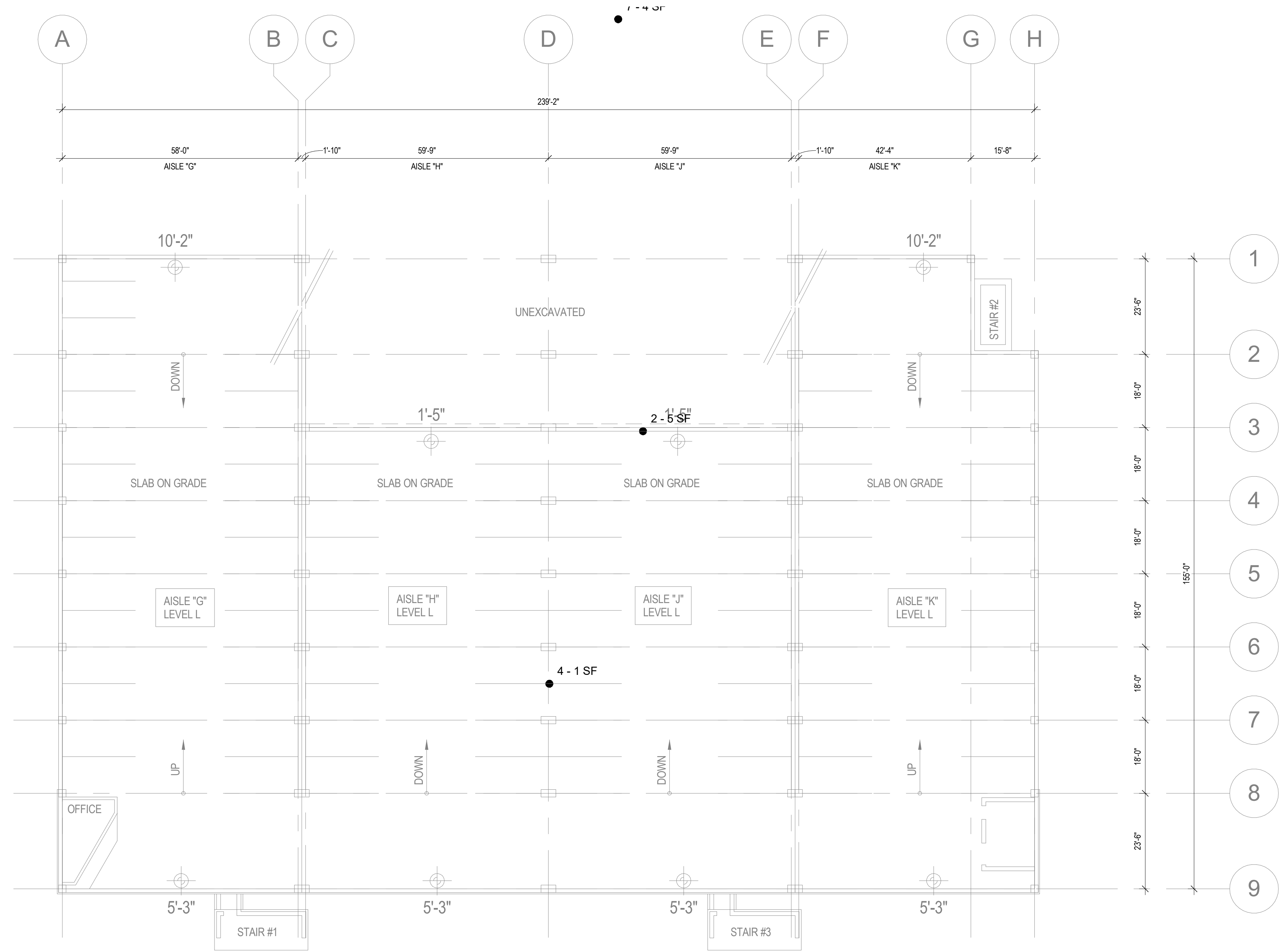
PAY ITEM	X-UNIT DESCRIPTION	DETAIL REFERENCE(S)
1	FULL SYSTEM MEMBRANE INSTALLATION OR REPLACEMENT	N/A
2	CONCRETE VERTICAL SURFACE REPAIR	A3 / S501 A4 / S501
3	CONCRETE TOPSIDE SURFACE SPALL REPAIR	B4 / S501
4	CONCRETE OVERHEAD SURFACE SPALL REPAIR	C1 / S501
5	CONCRETE BEAM SPALL REPAIR	B1 / S501
6	FULL-DEPTH SLAB SPALL REPAIR	A1 / S501
7	CONCRETE JOIST SPALL REPAIR	C4 / S501
8	CONCRETE STAIR SPALL REPAIR	B3 / S501
9	CLEANING AND PAINTING OF EXPOSED REBAR	N/A
10	EPOXY INJECTION OF TOPPING SLABS	N/A
11	CONCRETE SLAB CRACK REPAIR: ROUT AND SEAL	A4 / S502
12	CONCRETE SLAB CRACK REPAIR: ROUT WITH SLOT AND SEAL (WSG)	A3 / S502
13	CONCRETE SLAB CRACK REPAIR: CUT SLOT AND PATCH (SLS)	A2 / S502
14	CMU CRACK/MORTAR JOINT REPAIR	N/A
15	SILANE SEALER APPLICATION (SSCO)	N/A
16	REPLACE EXISTING OR INSTALL NEW COMPRESSION SEAL JOINT	N/A
17	REPLACE EXISTING FLANGE-TYPE JOINT	N/A
18	REMOVE AND REPLACE EXISTING OR INSTALL NEW SEALANT JOINT	N/A
19	REMOVE AND REPLACE EXISTING SEALANT AT PRECAST DOUBLE TEES (SSF)	N/A
20	PRECAST SHEAR CONNECTOR REPAIR (SSF)	C4 / S502
21	BRICK MASONRY REPAIR/REPLACEMENT (CSN)	N/A
22	BRICK MASONRY SEALING (CSN)	N/A
23	STEEL BARRIER REPAIRS (CSN)	B2 / S502
24	SITE PLANTER REPAIR (CSN)	N/A
25	PAINT EXISTING ROOF-LEVEL STEEL BARRIERS (CSN)	N/A
26	CLEAN, PAINT, AND RESHEATH BARRIER CABLES (CSN)	B4 / S502
27	CONCRETE DEMOLITION WITH CLEANING AND PAINTING OF REBAR	N/A
28	INSTALL NEW FLOOR DRAINS	A5 / P001



STATE STREET CAMPUS: LAKE (SSL) - LEVEL 3

4/6/2023 10:48:34 AM

PAY ITEM	X-UNIT DESCRIPTION	DETAIL REFERENCE(S)
1	FULL SYSTEM MEMBRANE INSTALLATION OR REPLACEMENT	N/A
2	CONCRETE VERTICAL SURFACE REPAIR	A3 / S501 A4 / S501
3	CONCRETE TOPSIDE SURFACE SPALL REPAIR	B4 / S501
4	CONCRETE OVERHEAD SURFACE SPALL REPAIR	C1 / S501
5	CONCRETE BEAM SPALL REPAIR	B1 / S501
6	FULL-DEPTH SLAB SPALL REPAIR	A1 / S501
7	CONCRETE JOIST SPALL REPAIR	C4 / S501
8	CONCRETE STAIR SPALL REPAIR	B3 / S501
9	CLEANING AND PAINTING OF EXPOSED REBAR	N/A
10	EPOXY INJECTION OF TOPPING SLABS	N/A
11	CONCRETE SLAB CRACK REPAIR: ROUT AND SEAL	A4 / S502
12	CONCRETE SLAB CRACK REPAIR: ROUT WITH SLOT AND SEAL (WSG)	A3 / S502
13	CONCRETE SLAB CRACK REPAIR: CUT SLOT AND PATCH (SLS)	A2 / S502
14	CMU CRACK/MORTAR JOINT REPAIR	N/A
15	SILANE SEALER APPLICATION (SSCO)	N/A
16	REPLACE EXISTING OR INSTALL NEW COMPRESSION SEAL JOINT	N/A
17	REPLACE EXISTING FLANGE-TYPE JOINT	N/A
18	REMOVE AND REPLACE EXISTING OR INSTALL NEW SEALANT JOINT	N/A
19	REMOVE AND REPLACE EXISTING SEALANT AT PRECAST DOUBLE TEES (SSF)	N/A
20	PRECAST SHEAR CONNECTOR REPAIR (SSF)	C4 / S502
21	BRICK MASONRY REPAIR/REPLACEMENT (CSN)	N/A
22	BRICK MASONRY SEALING (CSN)	N/A
23	STEEL BARRIER REPAIRS (CSN)	B2 / S502
24	SITE PLANTER REPAIR (CSN)	N/A
25	PAINT EXISTING ROOF-LEVEL STEEL BARRIERS (CSN)	N/A
26	CLEAN, PAINT, AND RESHEATH BARRIER CABLES (CSN)	B4 / S502
27	CONCRETE DEMOLITION WITH CLEANING AND PAINTING OF REBAR	N/A
28	INSTALL NEW FLOOR DRAINS	A5 / P001




STATE STREET CAMPUS: FRANCES (SSF) - LOWER LEVEL

1/16" = 1'-0"

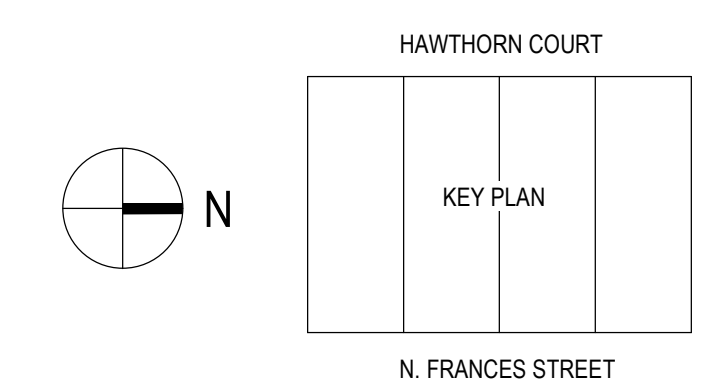
4/6/2023 10:48:30 AM

PAY ITEM	X-UNIT DESCRIPTION	DETAIL REFERENCE(S)
1	FULL SYSTEM MEMBRANE INSTALLATION OR REPLACEMENT	N/A
2	CONCRETE VERTICAL SURFACE SPALL REPAIR	A3 / S501 A4 / S501
3	CONCRETE TOPSIDE SURFACE SPALL REPAIR	B4 / S501
4	CONCRETE OVERHEAD SURFACE SPALL REPAIR	C1 / S501
5	CONCRETE BEAM SPALL REPAIR	B1 / S501
6	FULL-DEPTH SLAB SPALL REPAIR	A1 / S501
7	CONCRETE JOIST SPALL REPAIR	C4 / S501
8	CONCRETE STAIR SPALL REPAIR	B3 / S501
9	CLEANING AND PAINTING OF EXPOSED REBAR	N/A
10	EPOXY INJECTION OF TOPPING SLABS	N/A
11	CONCRETE SLAB CRACK REPAIR: ROUT AND SEAL	A4 / S502
12	CONCRETE SLAB CRACK REPAIR: ROUT WITH SLOT AND SEAL (WSG)	A3 / S502
13	CONCRETE SLAB CRACK REPAIR: CUT SLOT AND PATCH (SLS)	A2 / S502
14	CMU CRACK/MORTAR JOINT REPAIR	N/A
15	SILANE SEALER APPLICATION (SSCO)	N/A
16	REPLACE EXISTING OR INSTALL NEW COMPRESSION SEAL JOINT	N/A
17	REPLACE EXISTING FLANGE-TYPE JOINT	N/A
18	REMOVE AND REPLACE EXISTING OR INSTALL NEW SEALANT JOINT	N/A
19	REMOVE AND REPLACE EXISTING SEALANT AT PRECAST DOUBLE TEES (SSF)	N/A
20	PRECAST SHEAR CONNECTOR REPAIR (SSF)	C4 / S502
21	BRICK MASONRY REPAIR/REPLACEMENT (CSN)	N/A
22	BRICK MASONRY SEALING (CSN)	N/A
23	STEEL BARRIER REPAIRS (CSN)	B2 / S502
24	SITE PLANTER REPAIR (CSN)	N/A
25	PAINT EXISTING ROOF-LEVEL STEEL BARRIERS (CSN)	N/A
26	CLEAN, PAINT, AND RESHEATH BARRIER CABLES (CSN)	B4 / S502
27	CONCRETE DEMOLITION WITH CLEANING AND PAINTING OF REBAR	N/A
28	INSTALL NEW FLOOR DRAINS	A5 / P001



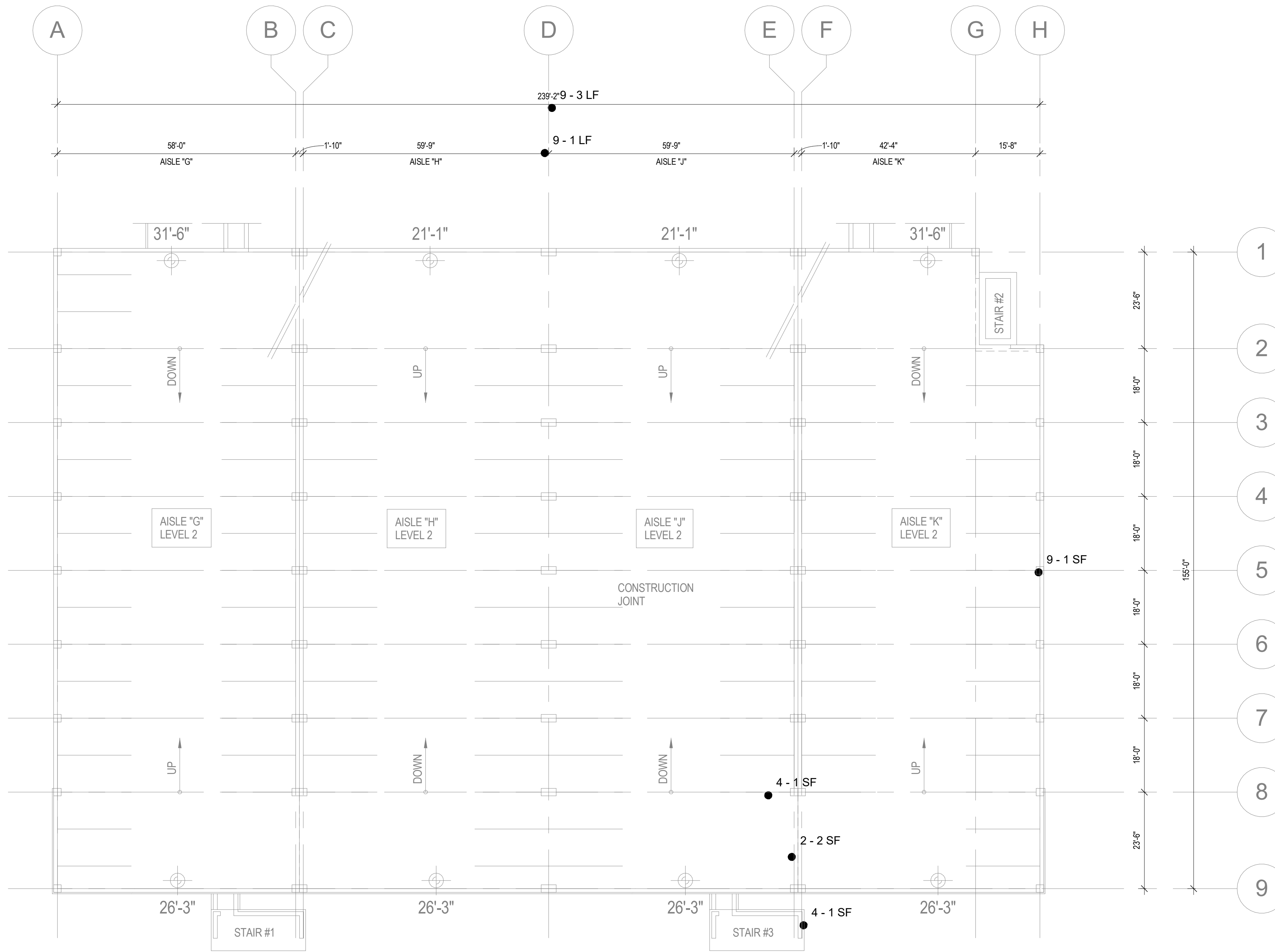
STATE STREET CAMPUS: FRANCES (SSF) - LEVEL 1

1/16" = 1'-0"



4/6/2023 10:48:30 AM

ITEM	X-UNIT DESCRIPTION	DETAIL REFERENCE(S)
1	FULL SYSTEM MEMBRANE INSTALLATION OR REPLACEMENT	N/A
2	CONCRETE VERTICAL SURFACE SPALL REPAIR	A3 / S501 A4 / S501
3	CONCRETE TOPSIDE SURFACE SPALL REPAIR	B4 / S501
4	CONCRETE OVERHEAD SURFACE SPALL REPAIR	C1 / S501
5	CONCRETE BEAM SPALL REPAIR	B1 / S501
6	FULL-DEPTH SLAB SPALL REPAIR	A1 / S501
7	CONCRETE JOIST SPALL REPAIR	C4 / S501
8	CONCRETE STAIR SPALL REPAIR	B3 / S501
9	CLEANING AND PAINTING OF EXPOSED REBAR	N/A
10	EPOXY INJECTION OF TOPPING SLABS	N/A
11	CONCRETE SLAB CRACK REPAIR: ROUT AND SEAL	A4 / S502
12	CONCRETE SLAB CRACK REPAIR: ROUT WITH SLOT AND SEAL (WSG)	A3 / S502
13	CONCRETE SLAB CRACK REPAIR: CUT SLOT AND PATCH (SLS)	A2 / S502
14	CMU CRACK/MORTAR JOINT REPAIR	N/A
15	SILANE SEALER APPLICATION (SSCO)	N/A
16	REPLACE EXISTING OR INSTALL NEW COMPRESSION SEAL JOINT	N/A
17	REPLACE EXISTING FLANGE-TYPE JOINT	N/A
18	REMOVE AND REPLACE EXISTING OR INSTALL NEW SEALANT JOINT	N/A
19	REMOVE AND REPLACE EXISTING SEALANT AT PRECAST DOUBLE TEES (SSF)	N/A
20	PRECAST SHEAR CONNECTOR REPAIR (SSF)	C4 / S502
21	BRICK MASONRY REPAIR/REPLACEMENT (CSN)	N/A
22	BRICK MASONRY SEALING (CSN)	N/A
23	STEEL BARRIER REPAIRS (CSN)	B2 / S502
24	SITE PLANTER REPAIR (CSN)	N/A
25	PAINT EXISTING ROOF-LEVEL STEEL BARRIERS (CSN)	N/A
26	CLEAN, PAINT, AND RESHEATH BARRIER CABLES (CSN)	B4 / S502
27	CONCRETE DEMOLITION WITH CLEANING AND PAINTING OF REBAR	N/A
28	INSTALL NEW FLOOR DRAINS	A5 / P001




STATE STREET CAMPUS: FRANCES (SSF) - LEVEL 2

1/16" = 1'-0"

4/6/2023 10:48:31 AM

ITEM	X-UNIT DESCRIPTION	DETAIL REFERENCE(S)
1	FULL SYSTEM MEMBRANE INSTALLATION OR REPLACEMENT	N/A
2	CONCRETE VERTICAL SURFACE SPALL REPAIR	A3 / S501 A4 / S501
3	CONCRETE TOPSIDE SURFACE SPALL REPAIR	B4 / S501
4	CONCRETE OVERHEAD SURFACE SPALL REPAIR	C1 / S501
5	CONCRETE BEAM SPALL REPAIR	B1 / S501
6	FULL-DEPTH SLAB SPALL REPAIR	A1 / S501
7	CONCRETE JOIST SPALL REPAIR	C4 / S501
8	CONCRETE STAIR SPALL REPAIR	B3 / S501
9	CLEANING AND PAINTING OF EXPOSED REBAR	N/A
10	EPOXY INJECTION OF TOPPING SLABS	N/A
11	CONCRETE SLAB CRACK REPAIR: ROUT AND SEAL	A4 / S502
12	CONCRETE SLAB CRACK REPAIR: ROUT WITH SLOT AND SEAL (WSG)	A3 / S502
13	CONCRETE SLAB CRACK REPAIR: CUT SLOT AND PATCH (SLS)	A2 / S502
14	CMU CRACK/MORTAR JOINT REPAIR	N/A
15	SILANE SEALER APPLICATION (SSCO)	N/A
16	REPLACE EXISTING OR INSTALL NEW COMPRESSION SEAL JOINT	N/A
17	REPLACE EXISTING FLANGE-TYPE JOINT	N/A
18	REMOVE AND REPLACE EXISTING OR INSTALL NEW SEALANT JOINT	N/A
19	REMOVE AND REPLACE EXISTING SEALANT AT PRECAST DOUBLE TEES (SSF)	N/A
20	PRECAST SHEAR CONNECTOR REPAIR (SSF)	C4 / S502
21	BRICK MASONRY REPAIR/REPLACEMENT (CSN)	N/A
22	BRICK MASONRY SEALING (CSN)	N/A
23	STEEL BARRIER REPAIRS (CSN)	B2 / S502
24	SITE PLANTER REPAIR (CSN)	N/A
25	PAINT EXISTING ROOF-LEVEL STEEL BARRIERS (CSN)	N/A
26	CLEAN, PAINT, AND RESHEATH BARRIER CABLES (CSN)	B4 / S502
27	CONCRETE DEMOLITION WITH CLEANING AND PAINTING OF REBAR	N/A
28	INSTALL NEW FLOOR DRAINS	A5 / P001




STATE STREET CAMPUS: FRANCES (SSF) - LEVEL 3

1/16" = 1'-0"

4/6/2023 10:48:31 AM

PAY ITEM	X-UNIT DESCRIPTION	DETAIL REFERENCE(S)
1	FULL SYSTEM MEMBRANE INSTALLATION OR REPLACEMENT	N/A
2	CONCRETE VERTICAL SURFACE SPALL REPAIR	A3 / S501 A4 / S501
3	CONCRETE TOPSIDE SURFACE SPALL REPAIR	B4 / S501
4	CONCRETE OVERHEAD SURFACE SPALL REPAIR	C1 / S501
5	CONCRETE BEAM SPALL REPAIR	B1 / S501
6	FULL-DEPTH SLAB SPALL REPAIR	A1 / S501
7	CONCRETE JOIST SPALL REPAIR	C4 / S501
8	CONCRETE STAIR SPALL REPAIR	B3 / S501
9	CLEANING AND PAINTING OF EXPOSED REBAR	N/A
10	EPOXY INJECTION OF TOPPING SLABS	N/A
11	CONCRETE SLAB CRACK REPAIR: ROUT AND SEAL	A4 / S502
12	CONCRETE SLAB CRACK REPAIR: ROUT WITH SLOT AND SEAL (WSG)	A3 / S502
13	CONCRETE SLAB CRACK REPAIR: CUT SLOT AND PATCH (SLS)	A2 / S502
14	CMU CRACK/MORTAR JOINT REPAIR	N/A
15	SILANE SEALER APPLICATION (SSCO)	N/A
16	REPLACE EXISTING OR INSTALL NEW COMPRESSION SEAL JOINT	N/A
17	REPLACE EXISTING FLANGE-TYPE JOINT	N/A
18	REMOVE AND REPLACE EXISTING OR INSTALL NEW SEALANT JOINT	N/A
19	REMOVE AND REPLACE EXISTING SEALANT AT PRECAST DOUBLE TEES (SSF)	N/A
20	PRECAST SHEAR CONNECTOR REPAIR (SSF)	C4 / S502
21	BRICK MASONRY REPAIR/REPLACEMENT (CSN)	N/A
22	BRICK MASONRY SEALING (CSN)	N/A
23	STEEL BARRIER REPAIRS (CSN)	B2 / S502
24	SITE PLANTER REPAIR (CSN)	N/A
25	PAINT EXISTING ROOF-LEVEL STEEL BARRIERS (CSN)	N/A
26	CLEAN, PAINT, AND RESHEATH BARRIER CABLES (CSN)	B4 / S502
27	CONCRETE DEMOLITION WITH CLEANING AND PAINTING OF REBAR	N/A
28	INSTALL NEW FLOOR DRAINS	A5 / P001




STATE STREET CAMPUS: FRANCES (SSF) - LEVEL 4

1/16" = 1'-0"

4/6/2023 10:48:31 AM

PAY ITEM	X-UNIT DESCRIPTION	DETAIL REFERENCE(S)
1	FULL SYSTEM MEMBRANE INSTALLATION OR REPLACEMENT	N/A
2	CONCRETE VERTICAL SURFACE SPALL REPAIR	A3 / S501 A4 / S501
3	CONCRETE TOPSIDE SURFACE SPALL REPAIR	B4 / S501
4	CONCRETE OVERHEAD SURFACE SPALL REPAIR	C1 / S501
5	CONCRETE BEAM SPALL REPAIR	B1 / S501
6	FULL-DEPTH SLAB SPALL REPAIR	A1 / S501
7	CONCRETE JOIST SPALL REPAIR	C4 / S501
8	CONCRETE STAIR SPALL REPAIR	B3 / S501
9	CLEANING AND PAINTING OF EXPOSED REBAR	N/A
10	EPOXY INJECTION OF TOPPING SLABS	N/A
11	CONCRETE SLAB CRACK REPAIR: ROUT AND SEAL	A4 / S502
12	CONCRETE SLAB CRACK REPAIR: ROUT WITH SLOT AND SEAL (WSG)	A3 / S502
13	CONCRETE SLAB CRACK REPAIR: CUT SLOT AND PATCH (SLS)	A2 / S502
14	CMU CRACK/MORTAR JOINT REPAIR	N/A
15	SILANE SEALER APPLICATION (SSCO)	N/A
16	REPLACE EXISTING OR INSTALL NEW COMPRESSION SEAL JOINT	N/A
17	REPLACE EXISTING FLANGE-TYPE JOINT	N/A
18	REMOVE AND REPLACE EXISTING OR INSTALL NEW SEALANT JOINT	N/A
19	REMOVE AND REPLACE EXISTING SEALANT AT PRECAST DOUBLE TEES (SSF)	N/A
20	PRECAST SHEAR CONNECTOR REPAIR (SSF)	C4 / S502
21	BRICK MASONRY REPAIR/REPLACEMENT (CSN)	N/A
22	BRICK MASONRY SEALING (CSN)	N/A
23	STEEL BARRIER REPAIRS (CSN)	B2 / S502
24	SITE PLANTER REPAIR (CSN)	N/A
25	PAINT EXISTING ROOF-LEVEL STEEL BARRIERS (CSN)	N/A
26	CLEAN, PAINT, AND RESHEATH BARRIER CABLES (CSN)	B4 / S502
27	CONCRETE DEMOLITION WITH CLEANING AND PAINTING OF REBAR	N/A
28	INSTALL NEW FLOOR DRAINS	A5 / P001




STATE STREET CAMPUS: FRANCES (SSF) - LEVEL 5

1/16" = 1'-0"

4/6/2023 10:48:32 AM

PAY ITEM	X-UNIT DESCRIPTION	DETAIL REFERENCE(S)
1	FULL SYSTEM MEMBRANE INSTALLATION OR REPLACEMENT	N/A
2	CONCRETE VERTICAL SURFACE SPALL REPAIR	A3 / S501 A4 / S501
3	CONCRETE TOPSIDE SURFACE SPALL REPAIR	B4 / S501
4	CONCRETE OVERHEAD SURFACE SPALL REPAIR	C1 / S501
5	CONCRETE BEAM SPALL REPAIR	B1 / S501
6	FULL-DEPTH SLAB SPALL REPAIR	A1 / S501
7	CONCRETE JOIST SPALL REPAIR	C4 / S501
8	CONCRETE STAIR SPALL REPAIR	B3 / S501
9	CLEANING AND PAINTING OF EXPOSED REBAR	N/A
10	EPOXY INJECTION OF TOPPING SLABS	N/A
11	CONCRETE SLAB CRACK REPAIR: ROUT AND SEAL	A4 / S502
12	CONCRETE SLAB CRACK REPAIR: ROUT WITH SLOT AND SEAL (WSG)	A3 / S502
13	CONCRETE SLAB CRACK REPAIR: CUT SLOT AND PATCH (SLS)	A2 / S502
14	CMU CRACK/MORTAR JOINT REPAIR	N/A
15	SILANE SEALER APPLICATION (SSCO)	N/A
16	REPLACE EXISTING OR INSTALL NEW COMPRESSION SEAL JOINT	N/A
17	REPLACE EXISTING FLANGE-TYPE JOINT	N/A
18	REMOVE AND REPLACE EXISTING OR INSTALL NEW SEALANT JOINT	N/A
19	REMOVE AND REPLACE EXISTING SEALANT AT PRECAST DOUBLE TEES (SSF)	N/A
20	PRECAST SHEAR CONNECTOR REPAIR (SSF)	C4 / S502
21	BRICK MASONRY REPAIR/REPLACEMENT (CSN)	N/A
22	BRICK MASONRY SEALING (CSN)	N/A
23	STEEL BARRIER REPAIRS (CSN)	B2 / S502
24	SITE PLANTER REPAIR (CSN)	N/A
25	PAINT EXISTING ROOF-LEVEL STEEL BARRIERS (CSN)	N/A
26	CLEAN, PAINT, AND RESHEATH BARRIER CABLES (CSN)	B4 / S502
27	CONCRETE DEMOLITION WITH CLEANING AND PAINTING OF REBAR	N/A
28	INSTALL NEW FLOOR DRAINS	A5 / P001




STATE STREET CAPITOL (SSCO) - LOWER LEVEL

1/16" = 1'-0"

PAY ITEM	X-UNIT DESCRIPTION	DETAIL REFERENCE(S)
1	FULL SYSTEM MEMBRANE INSTALLATION OR REPLACEMENT	N/A
2	CONCRETE VERTICAL SURFACE REPAIR	A3 / S501 A4 / S501
3	CONCRETE TOPSIDE SURFACE SPALL REPAIR	B4 / S501
4	CONCRETE OVERHEAD SURFACE SPALL REPAIR	C1 / S501
5	CONCRETE BEAM SPALL REPAIR	B1 / S501
6	FULL-DEPTH SLAB SPALL REPAIR	A1 / S501
7	CONCRETE JOIST SPALL REPAIR	C4 / S501
8	CONCRETE STAIR SPALL REPAIR	B3 / S501
9	CLEANING AND PAINTING OF EXPOSED REBAR	N/A
10	EPOXY INJECTION OF TOPPING SLABS	N/A
11	CONCRETE SLAB CRACK REPAIR: ROUT AND SEAL	A4 / S502
12	CONCRETE SLAB CRACK REPAIR: ROUT WITH SLOT AND SEAL (WSG)	A3 / S502
13	CONCRETE SLAB CRACK REPAIR: CUT SLOT AND PATCH (SLS)	A2 / S502
14	CMU CRACK/MORTAR JOINT REPAIR	N/A
15	SILANE SEALER APPLICATION (SSCO)	N/A
16	REPLACE EXISTING OR INSTALL NEW COMPRESSION SEAL JOINT	N/A
17	REPLACE EXISTING FLANGE-TYPE JOINT	N/A
18	REMOVE AND REPLACE EXISTING OR INSTALL NEW SEALANT JOINT	N/A
19	REMOVE AND REPLACE EXISTING SEALANT AT PRECAST DOUBLE TEES (SSF)	N/A
20	PRECAST SHEAR CONNECTOR REPAIR (SSF)	C4 / S502
21	BRICK MASONRY REPAIR/REPLACEMENT (CSN)	N/A
22	BRICK MASONRY SEALING (CSN)	N/A
23	STEEL BARRIER REPAIRS (CSN)	B2 / S502
24	SITE PLANTER REPAIR (CSN)	N/A
25	PAINT EXISTING ROOF-LEVEL STEEL BARRIERS (CSN)	N/A
26	CLEAN, PAINT, AND RESHEATH BARRIER CABLES (CSN)	B4 / S502
27	CONCRETE DEMOLITION WITH CLEANING AND PAINTING OF REBAR	N/A
28	INSTALL NEW FLOOR DRAINS	A5 / P001

NOTE:
SILANE SEALER TO BE APPLIED TO ALL ELEVATED STRUCTURAL SLABS WITHOUT EXISTING TRAFFIC-BEARING MEMBRANE. DUE TO OUT OF SERVICE SANITARY DIVERTER, WATER USED IN WASHDOWN/SURFACE PREPARATION FOR SEALER APPLICATION SHALL BE COLLECTED AND DISPOSED OF PROPERLY OFFSITE.



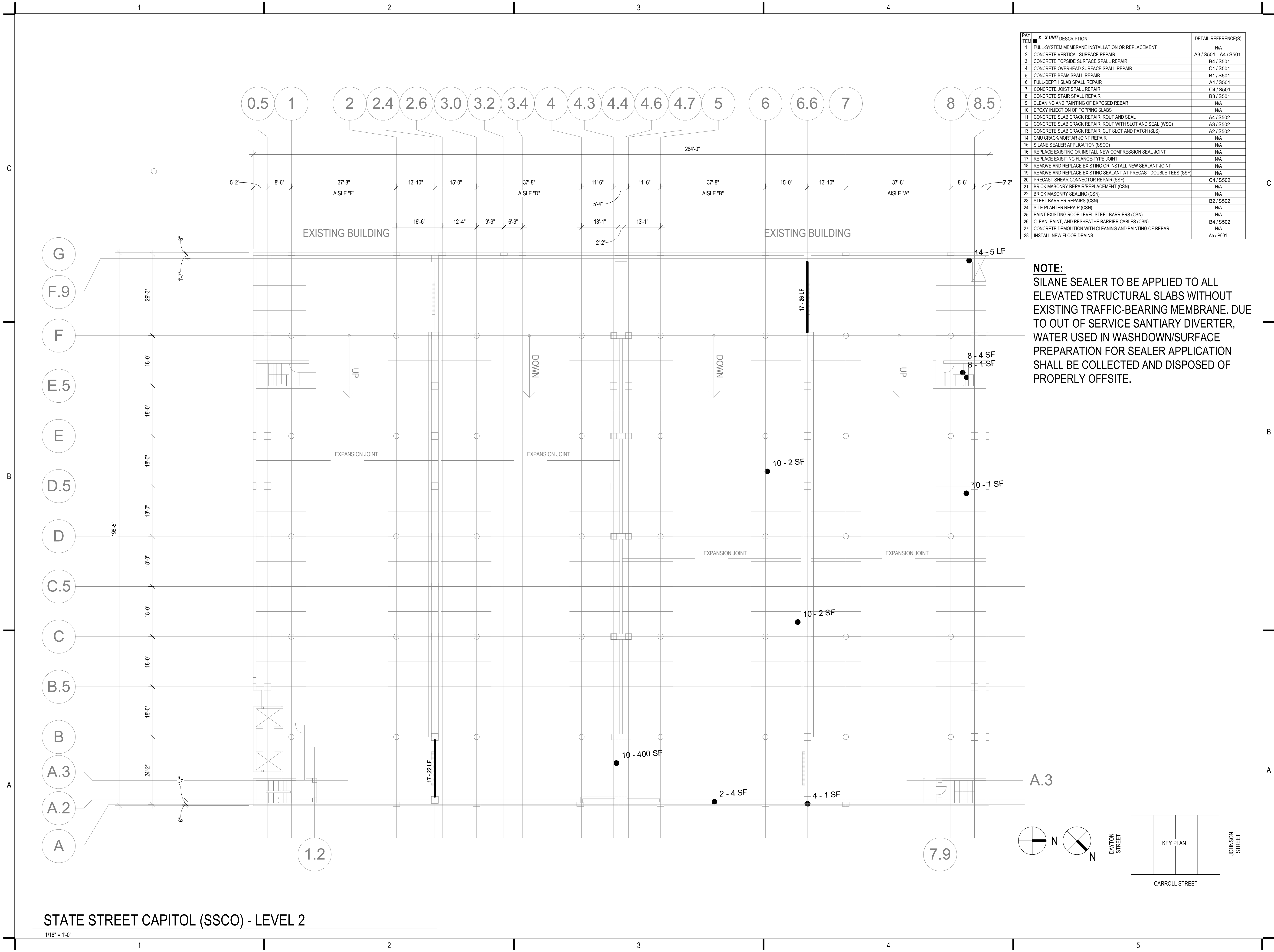
STATE STREET CAPITOL (SSCO) - LEVEL 1

1/16" = 1'-0"

4/6/2023 10:48:27 AM

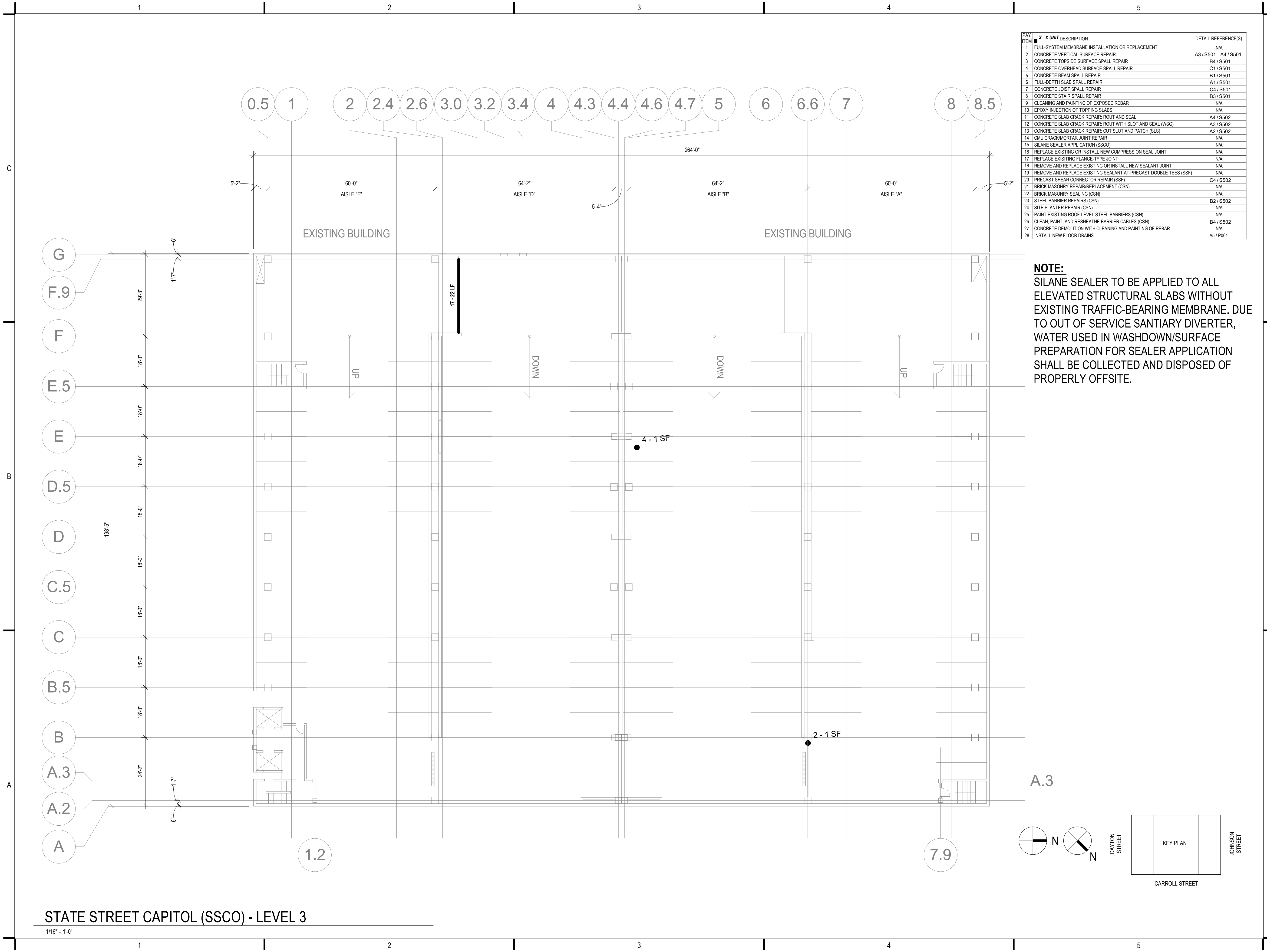
PAY ITEM	X-UNIT DESCRIPTION	DETAIL REFERENCE(S)
1	FULL SYSTEM MEMBRANE INSTALLATION OR REPLACEMENT	N/A
2	CONCRETE VERTICAL SURFACE SPALL REPAIR	A3 / S501 A4 / S501
3	CONCRETE TOPSIDE SURFACE SPALL REPAIR	B4 / S501
4	CONCRETE OVERHEAD SURFACE SPALL REPAIR	C1 / S501
5	CONCRETE BEAM SPALL REPAIR	B1 / S501
6	FULL-DEPTH SLAB SPALL REPAIR	A1 / S501
7	CONCRETE JOIST SPALL REPAIR	C4 / S501
8	CONCRETE STAIR SPALL REPAIR	B3 / S501
9	CLEANING AND PAINTING OF EXPOSED REBAR	N/A
10	EPOXY INJECTION OF TOPPING SLABS	N/A
11	CONCRETE SLAB CRACK REPAIR: ROUT AND SEAL	A4 / S502
12	CONCRETE SLAB CRACK REPAIR: ROUT WITH SLOT AND SEAL (WSG)	A3 / S502
13	CONCRETE SLAB CRACK REPAIR: CUT SLOT AND PATCH (SLS)	A2 / S502
14	CMU CRACK/MORTAR JOINT REPAIR	N/A
15	SILANE SEALER APPLICATION (SSCO)	N/A
16	REPLACE EXISTING OR INSTALL NEW COMPRESSION SEAL JOINT	N/A
17	REPLACE EXISTING FLANGE-TYPE JOINT	N/A
18	REMOVE AND REPLACE EXISTING OR INSTALL NEW SEALANT JOINT	N/A
19	REMOVE AND REPLACE EXISTING SEALANT AT PRECAST DOUBLE TEES (SSF)	N/A
20	PRECAST SHEAR CONNECTOR REPAIR (SSF)	C4 / S502
21	BRICK MASONRY REPAIR/REPLACEMENT (CSN)	N/A
22	BRICK MASONRY SEALING (CSN)	N/A
23	STEEL BARRIER REPAIRS (CSN)	B2 / S502
24	SITE PLANTER REPAIR (CSN)	N/A
25	PAINT EXISTING ROOF-LEVEL STEEL BARRIERS (CSN)	N/A
26	CLEAN, PAINT, AND RESHEATH BARRIER CABLES (CSN)	B4 / S502
27	CONCRETE DEMOLITION WITH CLEANING AND PAINTING OF REBAR	N/A
28	INSTALL NEW FLOOR DRAINS	A5 / P001

NOTE:
SILANE SEALER TO BE APPLIED TO ALL ELEVATED STRUCTURAL SLABS WITHOUT EXISTING TRAFFIC-BEARING MEMBRANE. DUE TO OUT OF SERVICE SANITARY DIVERTER, WATER USED IN WASHDOWN/SURFACE PREPARATION FOR SEALER APPLICATION SHALL BE COLLECTED AND DISPOSED OF PROPERLY OFFSITE.



ITEM	X-UNIT DESCRIPTION	DETAIL REFERENCE(S)
1	FULL SYSTEM MEMBRANE INSTALLATION OR REPLACEMENT	N/A
2	CONCRETE VERTICAL SURFACE REPAIR	A3 / S501 A4 / S501
3	CONCRETE TOPSIDE SURFACE SPALL REPAIR	B4 / S501
4	CONCRETE OVERHEAD SURFACE SPALL REPAIR	C1 / S501
5	CONCRETE BEAM SPALL REPAIR	B1 / S501
6	FULL-DEPTH SLAB SPALL REPAIR	A1 / S501
7	CONCRETE JOIST SPALL REPAIR	C4 / S501
8	CONCRETE STAIR SPALL REPAIR	B3 / S501
9	CLEANING AND PAINTING OF EXPOSED REBAR	N/A
10	EPOXY INJECTION OF TOPPING SLABS	N/A
11	CONCRETE SLAB CRACK REPAIR: ROUT AND SEAL	A4 / S502
12	CONCRETE SLAB CRACK REPAIR: ROUT WITH SLOT AND SEAL (WSG)	A3 / S502
13	CONCRETE SLAB CRACK REPAIR: CUT SLOT AND PATCH (SLS)	A2 / S502
14	CMU CRACK/MORTAR JOINT REPAIR	N/A
15	SILANE SEALER APPLICATION (SSCO)	N/A
16	REPLACE EXISTING OR INSTALL NEW COMPRESSION SEAL JOINT	N/A
17	REPLACE EXISTING FLANGE-TYPE JOINT	N/A
18	REMOVE AND REPLACE EXISTING OR INSTALL NEW SEALANT JOINT	N/A
19	REMOVE AND REPLACE EXISTING SEALANT AT PRECAST DOUBLE TEES (SSF)	N/A
20	PRECAST SHEAR CONNECTOR REPAIR (SSF)	C4 / S502
21	BRICK MASONRY REPAIR/REPLACEMENT (CSN)	N/A
22	BRICK MASONRY SEALING (CSN)	N/A
23	STEEL BARRIER REPAIRS (CSN)	B2 / S502
24	SITE PLANTER REPAIR (CSN)	N/A
25	PAINT EXISTING ROOF-LEVEL STEEL BARRIERS (CSN)	N/A
26	CLEAN, PAINT, AND RESHEATH BARRIER CABLES (CSN)	B4 / S502
27	CONCRETE DEMOLITION WITH CLEANING AND PAINTING OF REBAR	N/A
28	INSTALL NEW FLOOR DRAINS	A5 / P001

NOTE:
SILANE SEALER TO BE APPLIED TO ALL ELEVATED STRUCTURAL SLABS WITHOUT EXISTING TRAFFIC-BEARING MEMBRANE. DUE TO OUT OF SERVICE SANITARY DIVERTER, WATER USED IN WASHDOWN/SURFACE PREPARATION FOR SEALER APPLICATION SHALL BE COLLECTED AND DISPOSED OF PROPERLY OFFSITE.

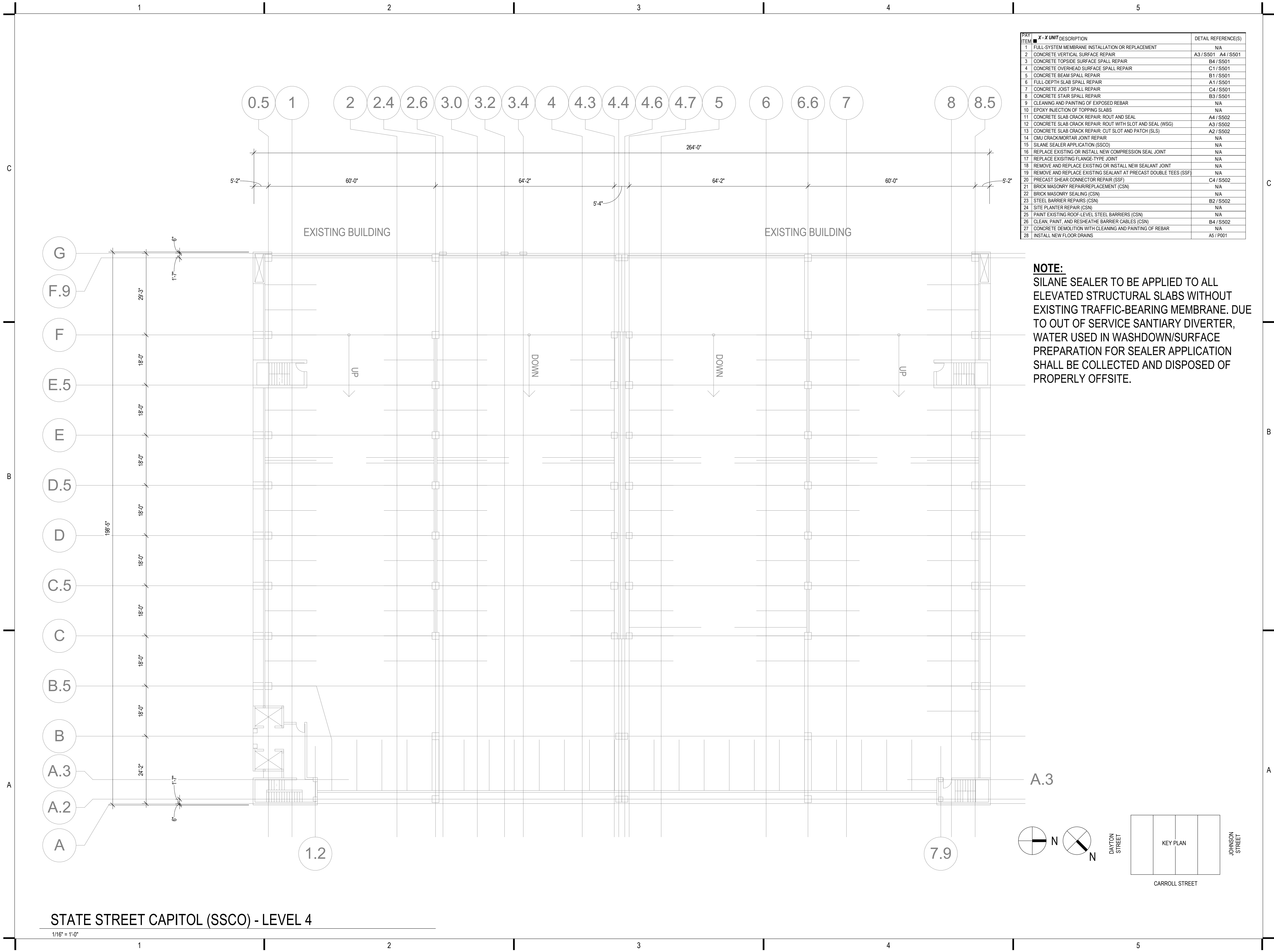


STATE STREET CAPITOL (SSCO) - LEVEL 3

1/16" = 1'-0"

ITEM	X-UNIT DESCRIPTION	DETAIL REFERENCE(S)
1	FULL SYSTEM MEMBRANE INSTALLATION OR REPLACEMENT	N/A
2	CONCRETE VERTICAL SURFACE REPAIR	A3 / S501 A4 / S501
3	CONCRETE TOPSIDE SURFACE SPALL REPAIR	B4 / S501
4	CONCRETE OVERHEAD SURFACE SPALL REPAIR	C1 / S501
5	CONCRETE BEAM SPALL REPAIR	B1 / S501
6	FULL-DEPTH SLAB SPALL REPAIR	A1 / S501
7	CONCRETE JOIST SPALL REPAIR	C4 / S501
8	CONCRETE STAIR SPALL REPAIR	B3 / S501
9	CLEANING AND PAINTING OF EXPOSED REBAR	N/A
10	EPOXY INJECTION OF TOPPING SLABS	N/A
11	CONCRETE SLAB CRACK REPAIR: ROUT AND SEAL	A4 / S502
12	CONCRETE SLAB CRACK REPAIR: ROUT WITH SLOT AND SEAL (WSG)	A3 / S502
13	CONCRETE SLAB CRACK REPAIR: CUT SLOT AND PATCH (SLS)	A2 / S502
14	CMU CRACK/MORTAR JOINT REPAIR	N/A
15	SILANE SEALER APPLICATION (SSCO)	N/A
16	REPLACE EXISTING OR INSTALL NEW COMPRESSION SEAL JOINT	N/A
17	REPLACE EXISTING FLANGE-TYPE JOINT	N/A
18	REMOVE AND REPLACE EXISTING OR INSTALL NEW SEALANT JOINT	N/A
19	REMOVE AND REPLACE EXISTING SEALANT AT PRECAST DOUBLE TEES (SSF)	N/A
20	PRECAST SHEAR CONNECTOR REPAIR (SSF)	C4 / S502
21	BRICK MASONRY REPAIR/REPLACEMENT (CSN)	N/A
22	BRICK MASONRY SEALING (CSN)	N/A
23	STEEL BARRIER REPAIRS (CSN)	B2 / S502
24	SITE PLANTER REPAIR (CSN)	N/A
25	PAINT EXISTING ROOF-LEVEL STEEL BARRIERS (CSN)	N/A
26	CLEAN, PAINT, AND RESHEATH BARRIER CABLES (CSN)	B4 / S502
27	CONCRETE DEMOLITION WITH CLEANING AND PAINTING OF REBAR	N/A
28	INSTALL NEW FLOOR DRAINS	A5 / P001

NOTE:
SILANE SEALER TO BE APPLIED TO ALL ELEVATED STRUCTURAL SLABS WITHOUT EXISTING TRAFFIC-BEARING MEMBRANE. DUE TO OUT OF SERVICE SANITARY DIVERTER, WATER USED IN WASHDOWN/SURFACE PREPARATION FOR SEALER APPLICATION SHALL BE COLLECTED AND DISPOSED OF PROPERLY OFFSITE.



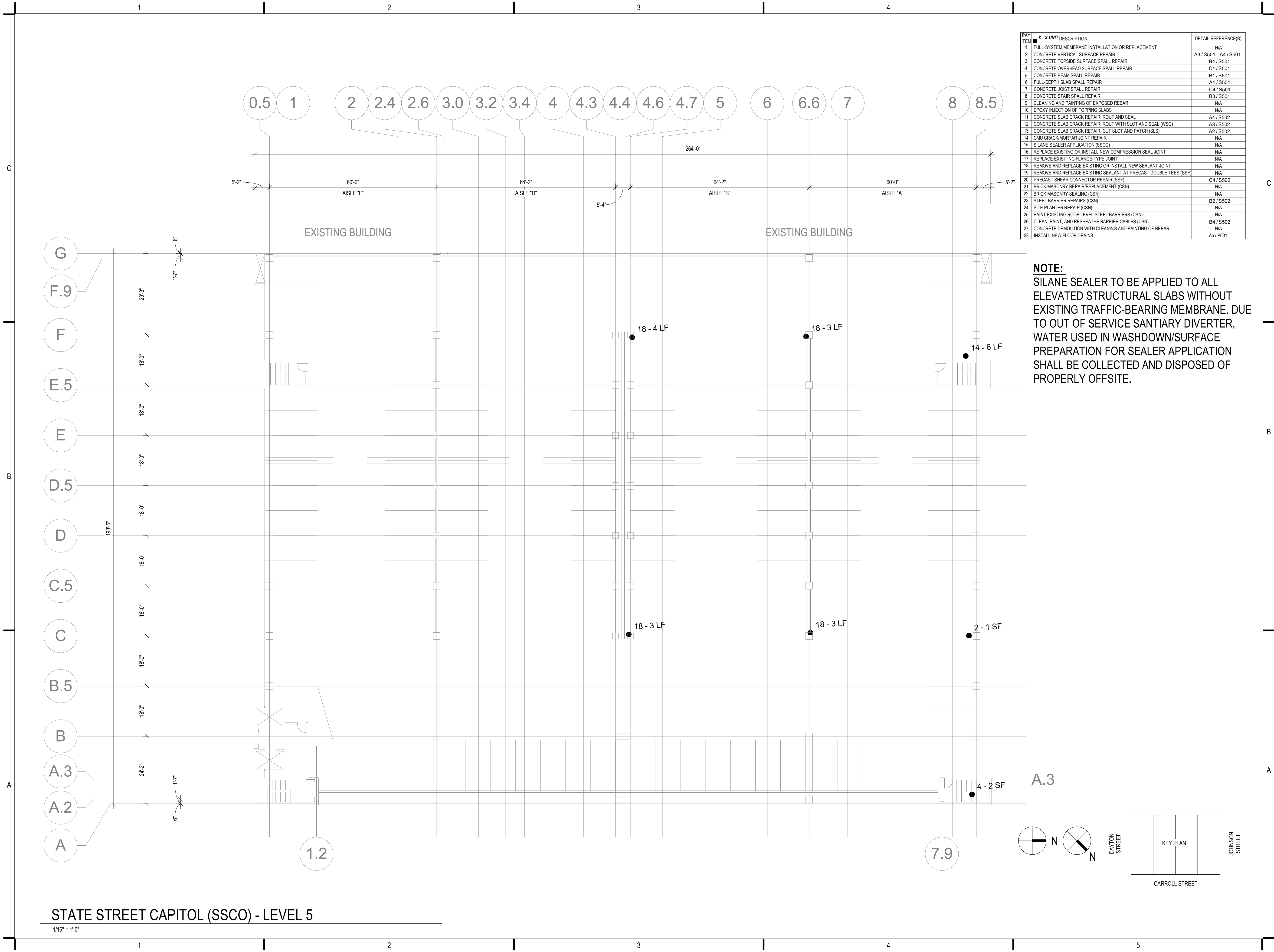
STATE STREET CAPITOL (SSCO) - LEVEL 4

1/16" = 1'-0"

4/6/2023 10:48:29 AM

ITEM	X-UNIT DESCRIPTION	DETAIL REFERENCE(S)
1	FULL SYSTEM MEMBRANE INSTALLATION OR REPLACEMENT	N/A
2	CONCRETE VERTICAL SURFACE SPALL REPAIR	A3 / S501 A4 / S501
3	CONCRETE TOPSIDE SURFACE SPALL REPAIR	B4 / S501
4	CONCRETE OVERHEAD SURFACE SPALL REPAIR	C1 / S501
5	CONCRETE BEAM SPALL REPAIR	B1 / S501
6	FULL-DEPTH SLAB SPALL REPAIR	A1 / S501
7	CONCRETE JOIST SPALL REPAIR	C4 / S501
8	CONCRETE STAIR SPALL REPAIR	B3 / S501
9	CLEANING AND PAINTING OF EXPOSED REBAR	N/A
10	EPOXY INJECTION OF TOPPING SLABS	N/A
11	CONCRETE SLAB CRACK REPAIR: ROUT AND SEAL	A4 / S502
12	CONCRETE SLAB CRACK REPAIR: ROUT WITH SLOT AND SEAL (WSG)	A3 / S502
13	CONCRETE SLAB CRACK REPAIR: CUT SLOT AND PATCH (SLS)	A2 / S502
14	CMU CRACK/MORTAR JOINT REPAIR	N/A
15	SILANE SEALER APPLICATION (SSCO)	N/A
16	REPLACE EXISTING OR INSTALL NEW COMPRESSION SEAL JOINT	N/A
17	REPLACE EXISTING FLANGE-TYPE JOINT	N/A
18	REMOVE AND REPLACE EXISTING OR INSTALL NEW SEALANT JOINT	N/A
19	REMOVE AND REPLACE EXISTING SEALANT AT PRECAST DOUBLE TEES (SSF)	N/A
20	PRECAST SHEAR CONNECTOR REPAIR (SSF)	C4 / S502
21	BRICK MASONRY REPAIR/REPLACEMENT (CSN)	N/A
22	BRICK MASONRY SEALING (CSN)	N/A
23	STEEL BARRIER REPAIRS (CSN)	B2 / S502
24	SITE PLANTER REPAIR (CSN)	N/A
25	PAINT EXISTING ROOF-LEVEL STEEL BARRIERS (CSN)	N/A
26	CLEAN, PAINT, AND RESHEATH BARRIER CABLES (CSN)	B4 / S502
27	CONCRETE DEMOLITION WITH CLEANING AND PAINTING OF REBAR	N/A
28	INSTALL NEW FLOOR DRAINS	A5 / P001

NOTE:
SILANE SEALER TO BE APPLIED TO ALL ELEVATED STRUCTURAL SLABS WITHOUT EXISTING TRAFFIC-BEARING MEMBRANE. DUE TO OUT OF SERVICE SANITARY DIVERTER, WATER USED IN WASHDOWN/SURFACE PREPARATION FOR SEALER APPLICATION SHALL BE COLLECTED AND DISPOSED OF PROPERLY OFFSITE.



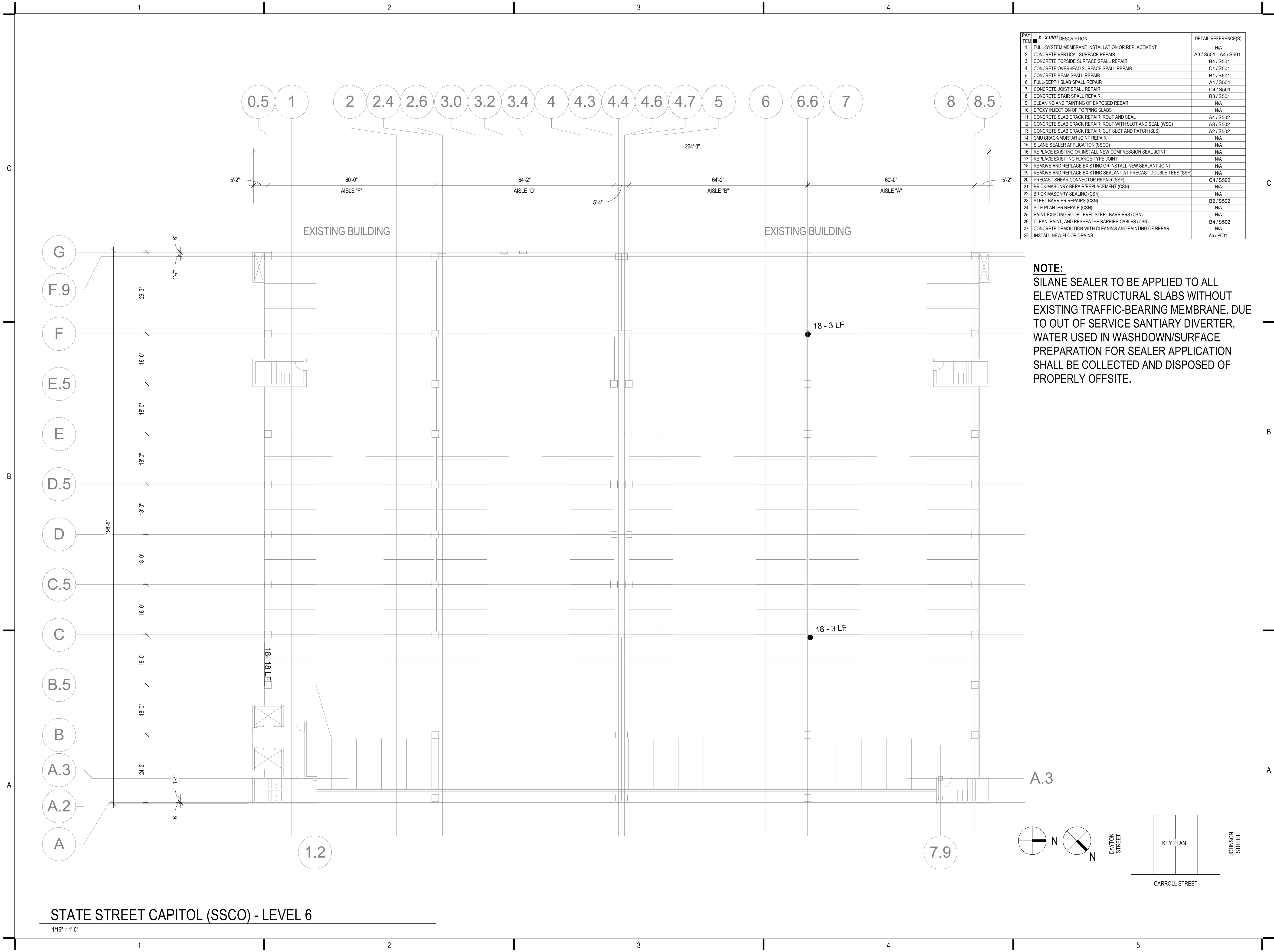
STATE STREET CAPITOL (SSCO) - LEVEL 5

1/16" = 1'-0"

4/6/2023 10:48:29 AM

ITEM	X-UNIT DESCRIPTION	DETAIL REFERENCE(S)
1	FULL SYSTEM MEMBRANE INSTALLATION OR REPLACEMENT	N/A
2	CONCRETE VERTICAL SURFACE REPAIR	A3 / S501 A4 / S501
3	CONCRETE TOPSIDE SURFACE SPALL REPAIR	B4 / S501
4	CONCRETE OVERHEAD SURFACE SPALL REPAIR	C1 / S501
5	CONCRETE BEAM SPALL REPAIR	B1 / S501
6	FULL-DEPTH SLAB SPALL REPAIR	A1 / S501
7	CONCRETE JOIST SPALL REPAIR	C4 / S501
8	CONCRETE STAIR SPALL REPAIR	B3 / S501
9	CLEANING AND PAINTING OF EXPOSED REBAR	N/A
10	EPOXY INJECTION OF TOPPING SLABS	N/A
11	CONCRETE SLAB CRACK REPAIR: ROUT AND SEAL	A4 / S502
12	CONCRETE SLAB CRACK REPAIR: ROUT WITH SLOT AND SEAL (WSG)	A3 / S502
13	CONCRETE SLAB CRACK REPAIR: CUT SLOT AND PATCH (SLS)	A2 / S502
14	CMU CRACK/MORTAR JOINT REPAIR	N/A
15	SILANE SEALER APPLICATION (SSCO)	N/A
16	REPLACE EXISTING OR INSTALL NEW COMPRESSION SEAL JOINT	N/A
17	REPLACE EXISTING FLANGE-TYPE JOINT	N/A
18	REMOVE AND REPLACE EXISTING OR INSTALL NEW SEALANT JOINT	N/A
19	REMOVE AND REPLACE EXISTING SEALANT AT PRECAST DOUBLE TEES (SSF)	N/A
20	PRECAST SHEAR CONNECTOR REPAIR (SSF)	C4 / S502
21	BRICK MASONRY REPAIR/REPLACEMENT (CSN)	N/A
22	BRICK MASONRY SEALING (CSN)	N/A
23	STEEL BARRIER REPAIRS (CSN)	B2 / S502
24	SITE PLANTER REPAIR (CSN)	N/A
25	PAINT EXISTING ROOF-LEVEL STEEL BARRIERS (CSN)	N/A
26	CLEAN, PAINT, AND RESHEATH BARRIER CABLES (CSN)	B4 / S502
27	CONCRETE DEMOLITION WITH CLEANING AND PAINTING OF REBAR	N/A
28	INSTALL NEW FLOOR DRAINS	A5 / P001


NOTE:
SILANE SEALER TO BE APPLIED TO ALL ELEVATED STRUCTURAL SLABS WITHOUT EXISTING TRAFFIC-BEARING MEMBRANE. DUE TO OUT OF SERVICE SANITARY DIVERTER, WATER USED IN WASHDOWN/SURFACE PREPARATION FOR SEALER APPLICATION SHALL BE COLLECTED AND DISPOSED OF PROPERLY OFFSITE.



STATE STREET CAPITOL (SSCO) - LEVEL 6

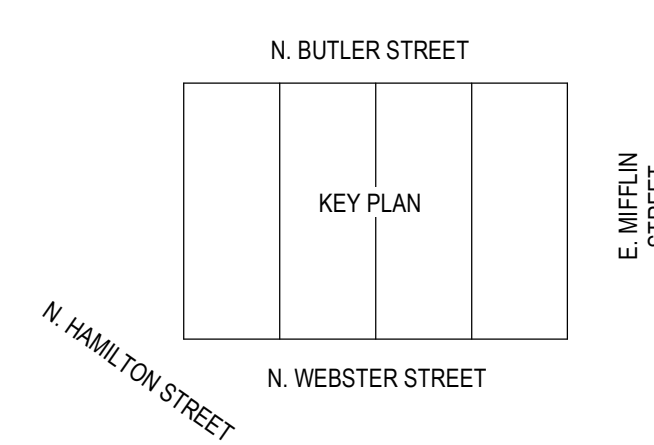
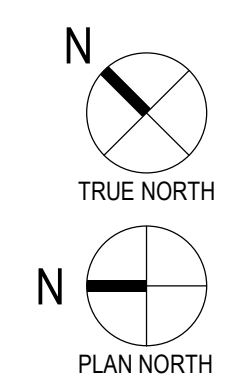
1/16" = 1'-0"

PAY ITEM	X-UNIT DESCRIPTION	DETAIL REFERENCE(S)
1	FULL SYSTEM MEMBRANE INSTALLATION OR REPLACEMENT	N/A
2	CONCRETE VERTICAL SURFACE SPALL REPAIR	A3 / S501 A4 / S501
3	CONCRETE TOPSIDE SURFACE SPALL REPAIR	B4 / S501
4	CONCRETE OVERHEAD SURFACE SPALL REPAIR	C1 / S501
5	CONCRETE BEAM SPALL REPAIR	B1 / S501
6	FULL-DEPTH SLAB SPALL REPAIR	A1 / S501
7	CONCRETE JOIST SPALL REPAIR	C4 / S501
8	CONCRETE STAIR SPALL REPAIR	B3 / S501
9	CLEANING AND PAINTING OF EXPOSED REBAR	N/A
10	EPOXY INJECTION OF TOPPING SLABS	N/A
11	CONCRETE SLAB CRACK REPAIR: ROUT AND SEAL	A4 / S502
12	CONCRETE SLAB CRACK REPAIR: ROUT WITH SLOT AND SEAL (WSG)	A3 / S502
13	CONCRETE SLAB CRACK REPAIR: CUT SLOT AND PATCH (SLS)	A2 / S502
14	CMU CRACK/MORTAR JOINT REPAIR	N/A
15	SILANE SEALER APPLICATION (SSCO)	N/A
16	REPLACE EXISTING OR INSTALL NEW COMPRESSION SEAL JOINT	N/A
17	REPLACE EXISTING FLANGE-TYPE JOINT	N/A
18	REMOVE AND REPLACE EXISTING OR INSTALL NEW SEALANT JOINT	N/A
19	REMOVE AND REPLACE EXISTING SEALANT AT PRECAST DOUBLE TEES (SSF)	N/A
20	PRECAST SHEAR CONNECTOR REPAIR (SSF)	C4 / S502
21	BRICK MASONRY REPAIR/REPLACEMENT (CSN)	N/A
22	BRICK MASONRY SEALING (CSN)	N/A
23	STEEL BARRIER REPAIRS (CSN)	B2 / S502
24	SITE PLANTER REPAIR (CSN)	N/A
25	PAINT EXISTING ROOF-LEVEL STEEL BARRIERS (CSN)	N/A
26	CLEAN, PAINT, AND RESHEATH BARRIER CABLES (CSN)	B4 / S502
27	CONCRETE DEMOLITION WITH CLEANING AND PAINTING OF REBAR	N/A
28	INSTALL NEW FLOOR DRAINS	A5 / P001




CAPITOL SQUARE NORTH (CSN) - LOWER LEVEL

1/16" = 1'-0"

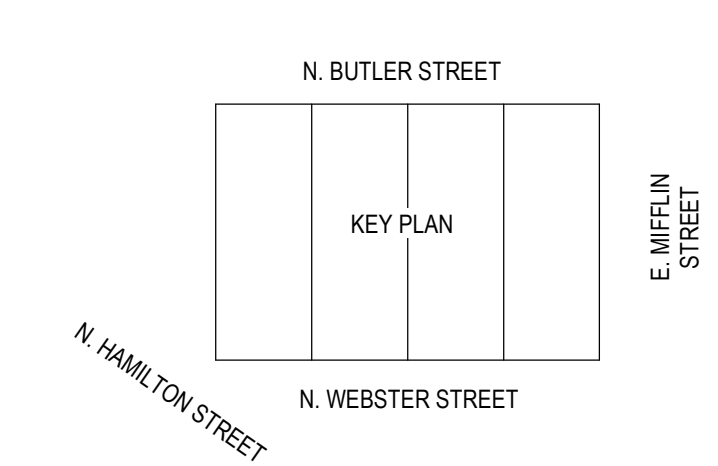
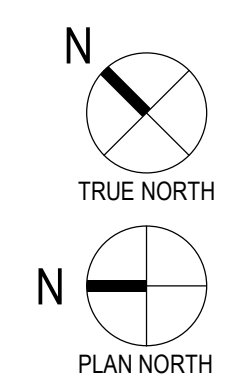


PAY ITEM	X-UNIT DESCRIPTION	DETAIL REFERENCE(S)
1	FULL SYSTEM MEMBRANE INSTALLATION OR REPLACEMENT	N/A
2	CONCRETE VERTICAL SURFACE SPALL REPAIR	A3 / S501 A4 / S501
3	CONCRETE TOPSIDE SURFACE SPALL REPAIR	B4 / S501
4	CONCRETE OVERHEAD SURFACE SPALL REPAIR	C1 / S501
5	CONCRETE BEAM SPALL REPAIR	B1 / S501
6	FULL-DEPTH SLAB SPALL REPAIR	A1 / S501
7	CONCRETE JOIST SPALL REPAIR	C4 / S501
8	CONCRETE STAIR SPALL REPAIR	B3 / S501
9	CLEANING AND PAINTING OF EXPOSED REBAR	N/A
10	EPOXY INJECTION OF TOPPING SLABS	N/A
11	CONCRETE SLAB CRACK REPAIR: ROUT AND SEAL	A4 / S502
12	CONCRETE SLAB CRACK REPAIR: ROUT WITH SLOT AND SEAL (WSG)	A3 / S502
13	CONCRETE SLAB CRACK REPAIR: CUT SLOT AND PATCH (SLS)	A2 / S502
14	CMU CRACK/MORTAR JOINT REPAIR	N/A
15	SILANE SEALER APPLICATION (SSCO)	N/A
16	REPLACE EXISTING OR INSTALL NEW COMPRESSION SEAL JOINT	N/A
17	REPLACE EXISTING FLANGE-TYPE JOINT	N/A
18	REMOVE AND REPLACE EXISTING OR INSTALL NEW SEALANT JOINT	N/A
19	REMOVE AND REPLACE EXISTING SEALANT AT PRECAST DOUBLE TEES (SSF)	N/A
20	PRECAST SHEAR CONNECTOR REPAIR (SSF)	C4 / S502
21	BRICK MASONRY REPAIR/REPLACEMENT (CSN)	N/A
22	BRICK MASONRY SEALING (CSN)	N/A
23	STEEL BARRIER REPAIRS (CSN)	B2 / S502
24	SITE PLANTER REPAIR (CSN)	N/A
25	PAINT EXISTING ROOF-LEVEL STEEL BARRIERS (CSN)	N/A
26	CLEAN, PAINT, AND RESHEATH BARRIER CABLES (CSN)	B4 / S502
27	CONCRETE DEMOLITION WITH CLEANING AND PAINTING OF REBAR	N/A
28	INSTALL NEW FLOOR DRAINS	A5 / P001



CAPITOL SQUARE NORTH (CSN) - LEVEL 1 PLAN


1/16" = 1'-0"



APPROXIMATELY 6 LF OF SITE PLANTER TO BE REPAIRED

4/6/2023 10:48:16 AM


PAY ITEM	X-UNIT DESCRIPTION	DETAIL REFERENCE(S)
1	FULL SYSTEM MEMBRANE INSTALLATION OR REPLACEMENT	N/A
2	CONCRETE VERTICAL SURFACE SPALL REPAIR	A3 / S501 A4 / S501
3	CONCRETE TOPSIDE SURFACE SPALL REPAIR	B4 / S501
4	CONCRETE OVERHEAD SURFACE SPALL REPAIR	C1 / S501
5	CONCRETE BEAM SPALL REPAIR	B1 / S501
6	FULL-DEPTH SLAB SPALL REPAIR	A1 / S501
7	CONCRETE JOIST SPALL REPAIR	C4 / S501
8	CONCRETE STAIR SPALL REPAIR	B3 / S501
9	CLEANING AND PAINTING OF EXPOSED REBAR	N/A
10	EPOXY INJECTION OF TOPPING SLABS	N/A
11	CONCRETE SLAB CRACK REPAIR: ROUT AND SEAL	A4 / S502
12	CONCRETE SLAB CRACK REPAIR: ROUT WITH SLOT AND SEAL (WSG)	A3 / S502
13	CONCRETE SLAB CRACK REPAIR: CUT SLOT AND PATCH (SLS)	A2 / S502
14	CMU CRACK/MORTAR JOINT REPAIR	N/A
15	SILANE SEALER APPLICATION (SSCO)	N/A
16	REPLACE EXISTING OR INSTALL NEW COMPRESSION SEAL JOINT	N/A
17	REPLACE EXISTING FLANGE-TYPE JOINT	N/A
18	REMOVE AND REPLACE EXISTING OR INSTALL NEW SEALANT JOINT	N/A
19	REMOVE AND REPLACE EXISTING SEALANT AT PRECAST DOUBLE TEES (SSF)	N/A
20	PRECAST SHEAR CONNECTOR REPAIR (SSF)	C4 / S502
21	BRICK MASONRY REPAIR/REPLACEMENT (CSN)	N/A
22	BRICK MASONRY SEALING (CSN)	N/A
23	STEEL BARRIER REPAIRS (CSN)	B2 / S502
24	SITE PLANTER REPAIR (CSN)	N/A
25	PAIN EXISTING ROOF-LEVEL STEEL BARRIERS (CSN)	N/A
26	CLEAN, PAINT, AND RESHEATH BARRIER CABLES (CSN)	B4 / S502
27	CONCRETE DEMOLITION WITH CLEANING AND PAINTING OF REBAR	N/A
28	INSTALL NEW FLOOR DRAINS	A5 / P001



CAPITOL SQUARE NORTH (CSN) - LEVEL 2 PLAN

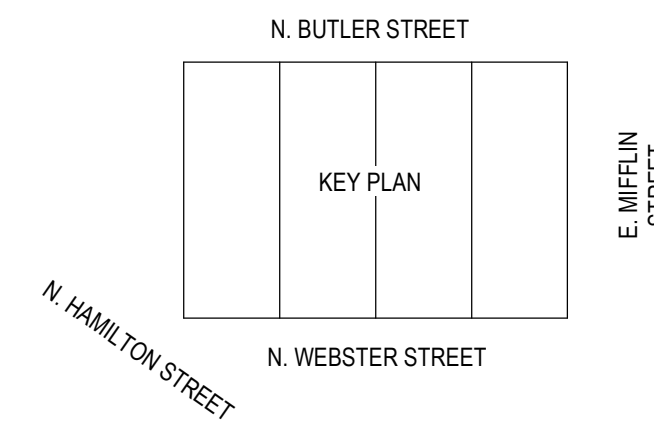
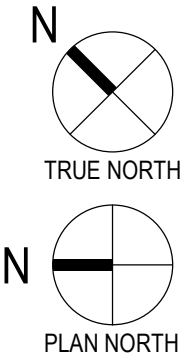
1/16" = 1'-0"

PAY ITEM	X-UNIT DESCRIPTION	DETAIL REFERENCE(S)
1	FULL SYSTEM MEMBRANE INSTALLATION OR REPLACEMENT	N/A
2	CONCRETE VERTICAL SURFACE SPALL REPAIR	A3 / S501 A4 / S501
3	CONCRETE TOPSIDE SURFACE SPALL REPAIR	B4 / S501
4	CONCRETE OVERHEAD SURFACE SPALL REPAIR	C1 / S501
5	CONCRETE BEAM SPALL REPAIR	B1 / S501
6	FULL-DEPTH SLAB SPALL REPAIR	A1 / S501
7	CONCRETE JOIST SPALL REPAIR	C4 / S501
8	CONCRETE STAIR SPALL REPAIR	B3 / S501
9	CLEANING AND PAINTING OF EXPOSED REBAR	N/A
10	EPOXY INJECTION OF TOPPING SLABS	N/A
11	CONCRETE SLAB CRACK REPAIR: ROUT AND SEAL	A4 / S502
12	CONCRETE SLAB CRACK REPAIR: ROUT WITH SLOT AND SEAL (WSG)	A3 / S502
13	CONCRETE SLAB CRACK REPAIR: CUT SLOT AND PATCH (SLS)	A2 / S502
14	CMU CRACK/MORTAR JOINT REPAIR	N/A
15	SILANE SEALER APPLICATION (SSCO)	N/A
16	REPLACE EXISTING OR INSTALL NEW COMPRESSION SEAL JOINT	N/A
17	REPLACE EXISTING FLANGE-TYPE JOINT	N/A
18	REMOVE AND REPLACE EXISTING OR INSTALL NEW SEALANT JOINT	N/A
19	REMOVE AND REPLACE EXISTING SEALANT AT PRECAST DOUBLE TEES (SSF)	N/A
20	PRECAST SHEAR CONNECTOR REPAIR (SSF)	C4 / S502
21	BRICK MASONRY REPAIR/REPLACEMENT (CSN)	N/A
22	BRICK MASONRY SEALING (CSN)	N/A
23	STEEL BARRIER REPAIRS (CSN)	B2 / S502
24	SITE PLANTER REPAIR (CSN)	N/A
25	PAIN EXISTING ROOF-LEVEL STEEL BARRIERS (CSN)	N/A
26	CLEAN, PAINT, AND RESHEATH BARRIER CABLES (CSN)	B4 / S502
27	CONCRETE DEMOLITION WITH CLEANING AND PAINTING OF REBAR	N/A
28	INSTALL NEW FLOOR DRAINS	A5 / P001




CAPITOL SQUARE NORTH (CSN) - LEVEL 3 PLAN

1/16" = 1'-0"

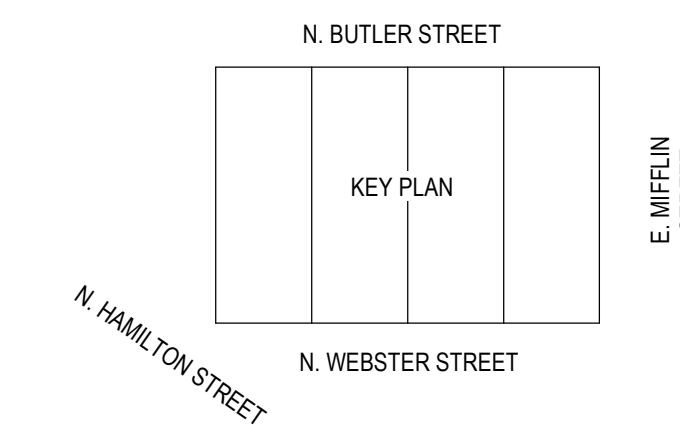
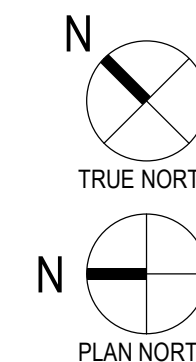


PAY ITEM	X-UNIT DESCRIPTION	DETAIL REFERENCE(S)
1	FULL SYSTEM MEMBRANE INSTALLATION OR REPLACEMENT	N/A
2	CONCRETE VERTICAL SURFACE SPALL REPAIR	A3 / S501 A4 / S501
3	CONCRETE TOPSIDE SURFACE SPALL REPAIR	B4 / S501
4	CONCRETE OVERHEAD SURFACE SPALL REPAIR	C1 / S501
5	CONCRETE BEAM SPALL REPAIR	B1 / S501
6	FULL-DEPTH SLAB SPALL REPAIR	A1 / S501
7	CONCRETE JOIST SPALL REPAIR	C4 / S501
8	CONCRETE STAIR SPALL REPAIR	B3 / S501
9	CLEANING AND PAINTING OF EXPOSED REBAR	N/A
10	EPOXY INJECTION OF TOPPING SLABS	N/A
11	CONCRETE SLAB CRACK REPAIR: ROUT AND SEAL	A4 / S502
12	CONCRETE SLAB CRACK REPAIR: ROUT WITH SLOT AND SEAL (WSG)	A3 / S502
13	CONCRETE SLAB CRACK REPAIR: CUT SLOT AND PATCH (SLS)	A2 / S502
14	CMU CRACK/MORTAR JOINT REPAIR	N/A
15	SILANE SEALER APPLICATION (SSCO)	N/A
16	REPLACE EXISTING OR INSTALL NEW COMPRESSION SEAL JOINT	N/A
17	REPLACE EXISTING FLANGE-TYPE JOINT	N/A
18	REMOVE AND REPLACE EXISTING OR INSTALL NEW SEALANT JOINT	N/A
19	REMOVE AND REPLACE EXISTING SEALANT AT PRECAST DOUBLE TEES (SSF)	N/A
20	PRECAST SHEAR CONNECTOR REPAIR (SSF)	C4 / S502
21	BRICK MASONRY REPAIR/REPLACEMENT (CSN)	N/A
22	BRICK MASONRY SEALING (CSN)	N/A
23	STEEL BARRIER REPAIRS (CSN)	B2 / S502
24	SITE PLANTER REPAIR (CSN)	N/A
25	PAINT EXISTING ROOF-LEVEL STEEL BARRIERS (CSN)	N/A
26	CLEAN, PAINT, AND RESHEATH BARRIER CABLES (CSN)	B4 / S502
27	CONCRETE DEMOLITION WITH CLEANING AND PAINTING OF REBAR	N/A
28	INSTALL NEW FLOOR DRAINS	A5 / P001

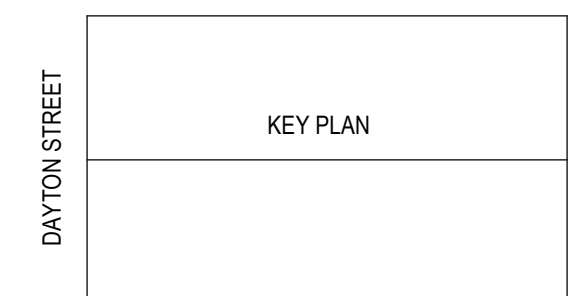
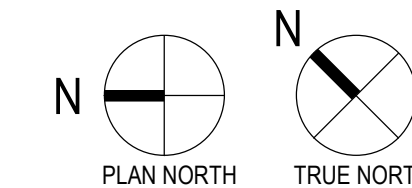
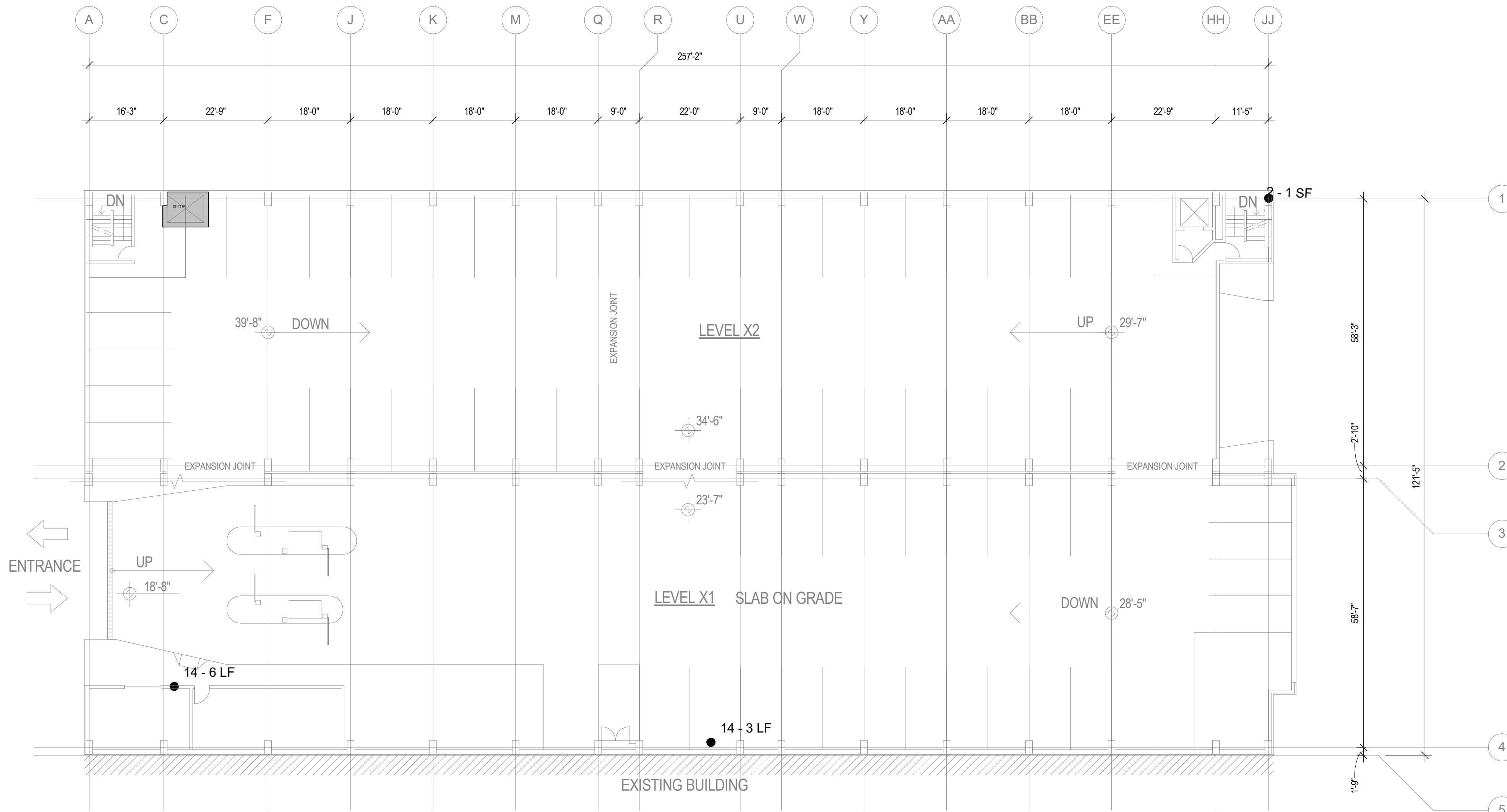


CAPITOL SQUARE NORTH (CSN) - LEVEL 4 PLAN

1/16" = 1'-0"



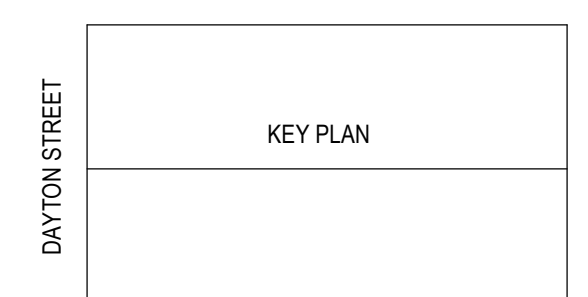
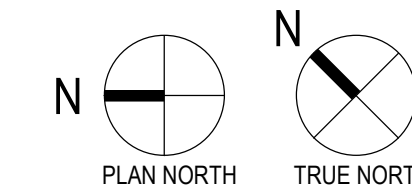
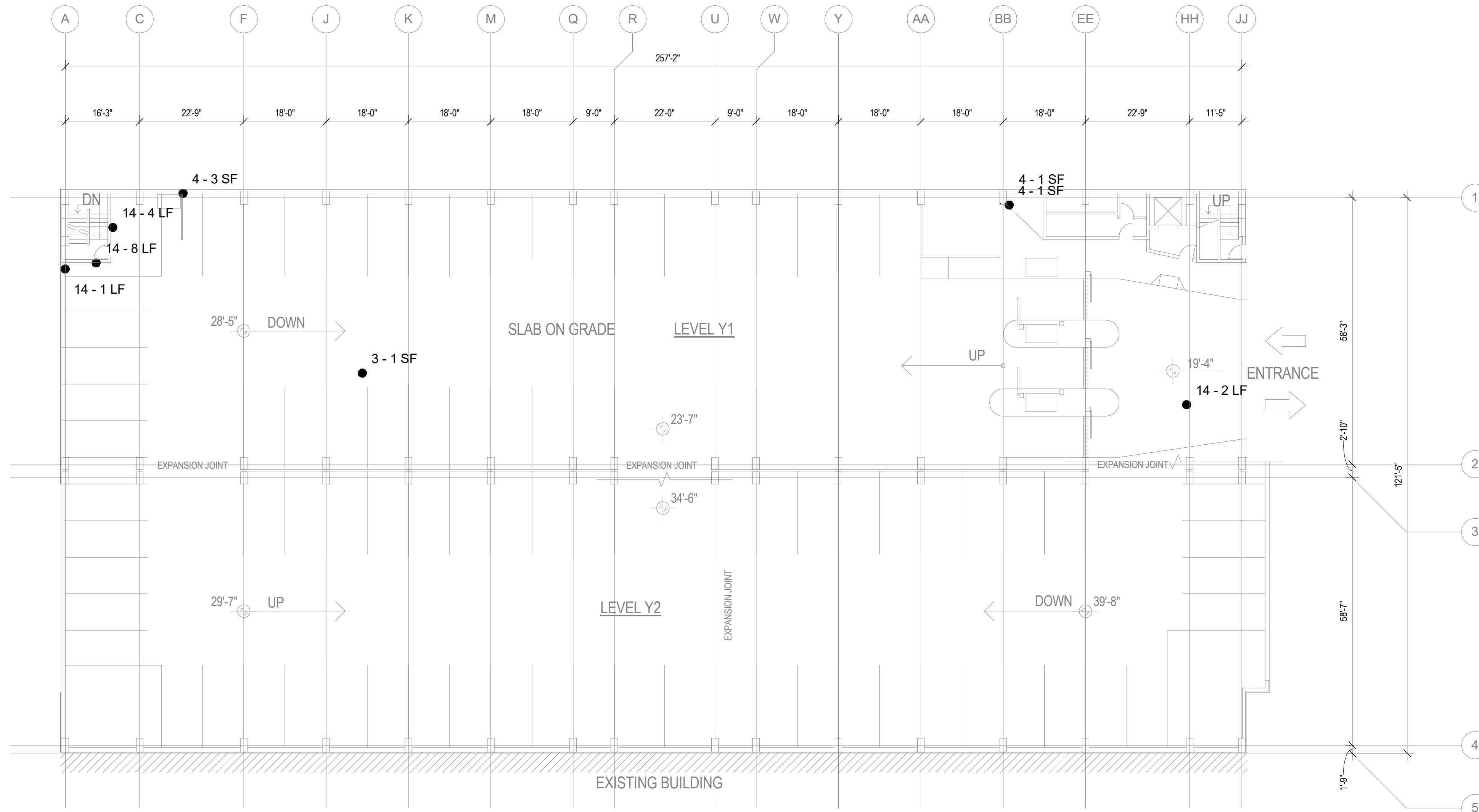
ITEM	X-UNIT DESCRIPTION	DETAIL REFERENCE(S)
1	FULL SYSTEM MEMBRANE INSTALLATION OR REPLACEMENT	N/A
2	CONCRETE VERTICAL SURFACE REPAIR	A3 / S501 A4 / S501
3	CONCRETE TOPSIDE SURFACE SPALL REPAIR	B4 / S501
4	CONCRETE OVERHEAD SURFACE SPALL REPAIR	C1 / S501
5	CONCRETE BEAM SPALL REPAIR	B1 / S501
6	FULL-DEPTH SLAB SPALL REPAIR	A1 / S501
7	CONCRETE JOIST SPALL REPAIR	C4 / S501
8	CONCRETE STAIR SPALL REPAIR	B3 / S501
9	CLEANING AND PAINTING OF EXPOSED REBAR	N/A
10	EPOXY INJECTION OF TOPPING SLABS	N/A
11	CONCRETE SLAB CRACK REPAIR: ROUT AND SEAL	A4 / S502
12	CONCRETE SLAB CRACK REPAIR: ROUT WITH SLOT AND SEAL (WSG)	A3 / S502
13	CONCRETE SLAB CRACK REPAIR: CUT SLOT AND PATCH (SLS)	A2 / S502
14	CMU CRACK/MORTAR JOINT REPAIR	N/A
15	SILANE SEALER APPLICATION (SSCO)	N/A
16	REPLACE EXISTING OR INSTALL NEW COMPRESSION SEAL JOINT	N/A
17	REPLACE EXISTING FLANGE-TYPE JOINT	N/A
18	REMOVE AND REPLACE EXISTING OR INSTALL NEW SEALANT JOINT	N/A
19	REMOVE AND REPLACE EXISTING SEALANT AT PRECAST DOUBLE TEES (SSF)	N/A
20	PRECAST SHEAR CONNECTOR REPAIR (SSF)	C4 / S502
21	BRICK MASONRY REPAIR/REPLACEMENT (CSN)	N/A
22	BRICK MASONRY SEALING (CSN)	N/A
23	STEEL BARRIER REPAIRS (CSN)	B2 / S502
24	SITE PLANTER REPAIR (CSN)	N/A
25	PAINT EXISTING ROOF-LEVEL STEEL BARRIERS (CSN)	N/A
26	CLEAN, PAINT, AND RESHEATH BARRIER CABLES (CSN)	B4 / S502
27	CONCRETE DEMOLITION WITH CLEANING AND PAINTING OF REBAR	N/A
28	INSTALL NEW FLOOR DRAINS	A5 / P001



OVERTURE CENTER (OC) - LEVEL X1/X2

1/16" = 1'-0"

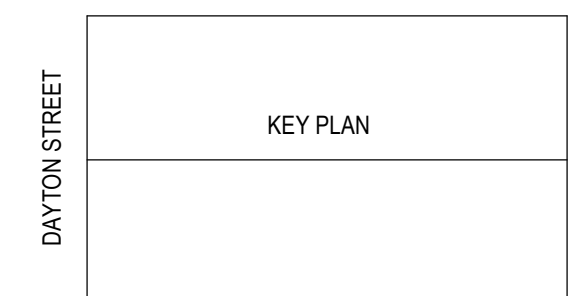
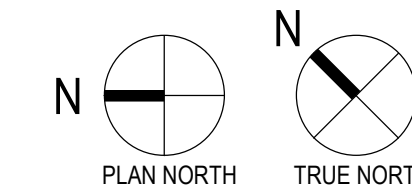

PAY ITEM	X-UNIT DESCRIPTION	DETAIL REFERENCE(S)
1	FULL SYSTEM MEMBRANE INSTALLATION OR REPLACEMENT	N/A
2	CONCRETE VERTICAL SURFACE REPAIR	A3 / S501 A4 / S501
3	CONCRETE TOPSIDE SURFACE SPALL REPAIR	B4 / S501
4	CONCRETE OVERHEAD SURFACE SPALL REPAIR	C1 / S501
5	CONCRETE BEAM SPALL REPAIR	B1 / S501
6	FULL-DEPTH SLAB SPALL REPAIR	A1 / S501
7	CONCRETE JOIST SPALL REPAIR	C4 / S501
8	CONCRETE STAIR SPALL REPAIR	B3 / S501
9	CLEANING AND PAINTING OF EXPOSED REBAR	N/A
10	EPOXY INJECTION OF TOPPING SLABS	N/A
11	CONCRETE SLAB CRACK REPAIR: ROUT AND SEAL	A4 / S502
12	CONCRETE SLAB CRACK REPAIR: ROUT WITH SLOT AND SEAL (WSG)	A3 / S502
13	CONCRETE SLAB CRACK REPAIR: CUT SLOT AND PATCH (SLS)	A2 / S502
14	CMU CRACK/MORTAR JOINT REPAIR	N/A
15	SILANE SEALER APPLICATION (SSCO)	N/A
16	REPLACE EXISTING OR INSTALL NEW COMPRESSION SEAL JOINT	N/A
17	REPLACE EXISTING FLANGE-TYPE JOINT	N/A
18	REMOVE AND REPLACE EXISTING OR INSTALL NEW SEALANT JOINT	N/A
19	REMOVE AND REPLACE EXISTING SEALANT AT PRECAST DOUBLE TEES (SSF)	N/A
20	PRECAST SHEAR CONNECTOR REPAIR (SSF)	C4 / S502
21	BRICK MASONRY REPAIR/REPLACEMENT (CSN)	N/A
22	BRICK MASONRY SEALING (CSN)	N/A
23	STEEL BARRIER REPAIRS (CSN)	B2 / S502
24	SITE PLANTER REPAIR (CSN)	N/A
25	PAINT EXISTING ROOF-LEVEL STEEL BARRIERS (CSN)	N/A
26	CLEAN, PAINT, AND RESHEATH BARRIER CABLES (CSN)	B4 / S502
27	CONCRETE DEMOLITION WITH CLEANING AND PAINTING OF REBAR	N/A
28	INSTALL NEW FLOOR DRAINS	A5 / P001



OVERTURE CENTER (OC) - LEVEL Y1/Y2

1/16" = 1'-0"

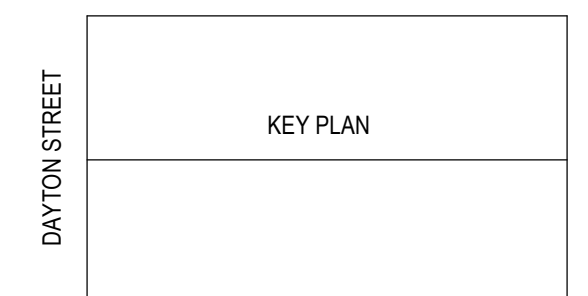
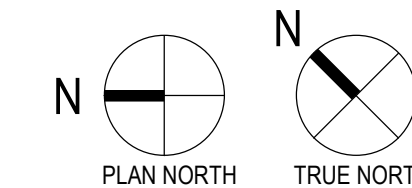
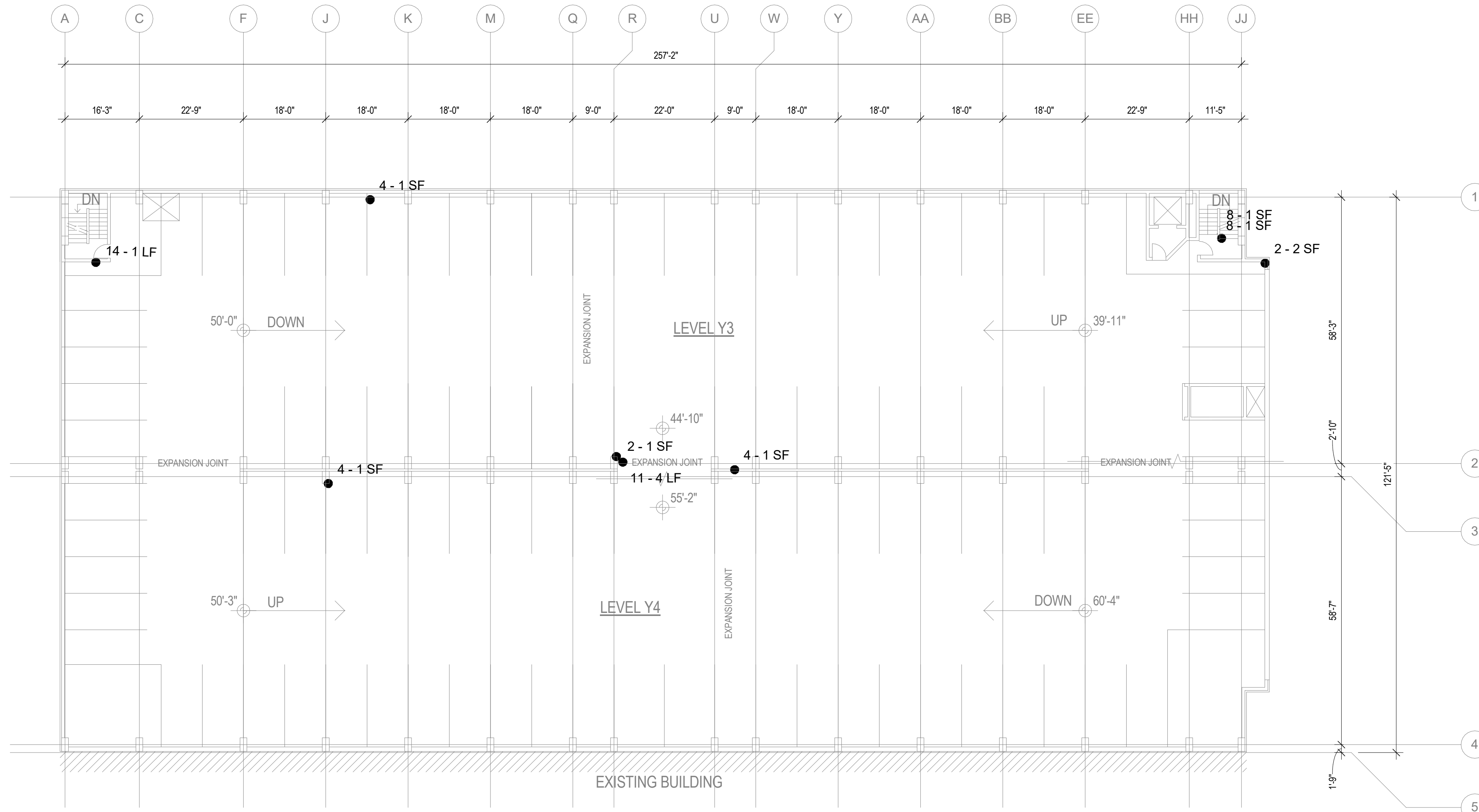
PAY ITEM	X-UNIT DESCRIPTION	DETAIL REFERENCE(S)
1	FULL SYSTEM MEMBRANE INSTALLATION OR REPLACEMENT	N/A
2	CONCRETE VERTICAL SURFACE REPAIR	A3 / S501 A4 / S501
3	CONCRETE TOPSIDE SURFACE SPALL REPAIR	B4 / S501
4	CONCRETE OVERHEAD SURFACE SPALL REPAIR	C1 / S501
5	CONCRETE BEAM SPALL REPAIR	B1 / S501
6	FULL-DEPTH SLAB SPALL REPAIR	A1 / S501
7	CONCRETE JOIST SPALL REPAIR	C4 / S501
8	CONCRETE STAIR SPALL REPAIR	B3 / S501
9	CLEANING AND PAINTING OF EXPOSED REBAR	N/A
10	EPOXY INJECTION OF TOPPING SLABS	N/A
11	CONCRETE SLAB CRACK REPAIR: ROUT AND SEAL	A4 / S502
12	CONCRETE SLAB CRACK REPAIR: ROUT WITH SLOT AND SEAL (WSG)	A3 / S502
13	CONCRETE SLAB CRACK REPAIR: CUT SLOT AND PATCH (SLS)	A2 / S502
14	CMU CRACK/MORTAR JOINT REPAIR	N/A
15	SILANE SEALER APPLICATION (SSCO)	N/A
16	REPLACE EXISTING OR INSTALL NEW COMPRESSION SEAL JOINT	N/A
17	REPLACE EXISTING FLANGE-TYPE JOINT	N/A
18	REMOVE AND REPLACE EXISTING OR INSTALL NEW SEALANT JOINT	N/A
19	REMOVE AND REPLACE EXISTING SEALANT AT PRECAST DOUBLE TEES (SSF)	N/A
20	PRECAST SHEAR CONNECTOR REPAIR (SSF)	C4 / S502
21	BRICK MASONRY REPAIR/REPLACEMENT (CSN)	N/A
22	BRICK MASONRY SEALING (CSN)	N/A
23	STEEL BARRIER REPAIRS (CSN)	B2 / S502
24	SITE PLANTER REPAIR (CSN)	N/A
25	PAINT EXISTING ROOF-LEVEL STEEL BARRIERS (CSN)	N/A
26	CLEAN, PAINT, AND RESHEATH BARRIER CABLES (CSN)	B4 / S502
27	CONCRETE DEMOLITION WITH CLEANING AND PAINTING OF REBAR	N/A
28	INSTALL NEW FLOOR DRAINS	A5 / P001



OVERTURE CENTER (OC) - LEVEL X3/X4

1/16" = 1'-0"

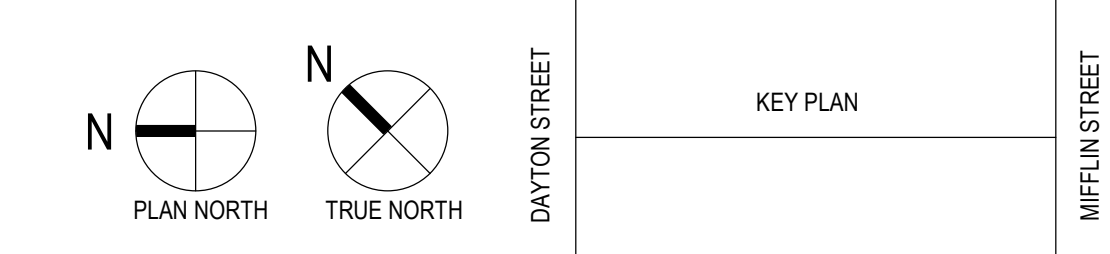

PAY ITEM	X-UNIT DESCRIPTION	DETAIL REFERENCE(S)
1	FULL SYSTEM MEMBRANE INSTALLATION OR REPLACEMENT	N/A
2	CONCRETE VERTICAL SURFACE REPAIR	A3 / S501 A4 / S501
3	CONCRETE TOPSIDE SURFACE SPALL REPAIR	B4 / S501
4	CONCRETE OVERHEAD SURFACE SPALL REPAIR	C1 / S501
5	CONCRETE BEAM SPALL REPAIR	B1 / S501
6	FULL-DEPTH SLAB SPALL REPAIR	A1 / S501
7	CONCRETE JOIST SPALL REPAIR	C4 / S501
8	CONCRETE STAIR SPALL REPAIR	B3 / S501
9	CLEANING AND PAINTING OF EXPOSED REBAR	N/A
10	EPOXY INJECTION OF TOPPING SLABS	N/A
11	CONCRETE SLAB CRACK REPAIR: ROUT AND SEAL	A4 / S502
12	CONCRETE SLAB CRACK REPAIR: ROUT WITH SLOT AND SEAL (WSG)	A3 / S502
13	CONCRETE SLAB CRACK REPAIR: CUT SLOT AND PATCH (SLS)	A2 / S502
14	CMU CRACK/MORTAR JOINT REPAIR	N/A
15	SILANE SEALER APPLICATION (SSCO)	N/A
16	REPLACE EXISTING OR INSTALL NEW COMPRESSION SEAL JOINT	N/A
17	REPLACE EXISTING FLANGE-TYPE JOINT	N/A
18	REMOVE AND REPLACE EXISTING OR INSTALL NEW SEALANT JOINT	N/A
19	REMOVE AND REPLACE EXISTING SEALANT AT PRECAST DOUBLE TEES (SSF)	N/A
20	PRECAST SHEAR CONNECTOR REPAIR (SSF)	C4 / S502
21	BRICK MASONRY REPAIR/REPLACEMENT (CSN)	N/A
22	BRICK MASONRY SEALING (CSN)	N/A
23	STEEL BARRIER REPAIRS (CSN)	B2 / S502
24	SITE PLANTER REPAIR (CSN)	N/A
25	PAINT EXISTING ROOF-LEVEL STEEL BARRIERS (CSN)	N/A
26	CLEAN, PAINT, AND RESHEATH BARRIER CABLES (CSN)	B4 / S502
27	CONCRETE DEMOLITION WITH CLEANING AND PAINTING OF REBAR	N/A
28	INSTALL NEW FLOOR DRAINS	A5 / P001



OVERTURE CENTER (OC) - LEVEL Y3/Y4

1/16" = 1'-0"

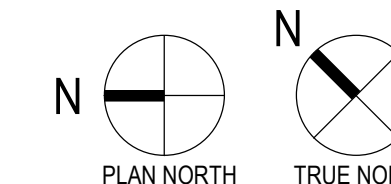
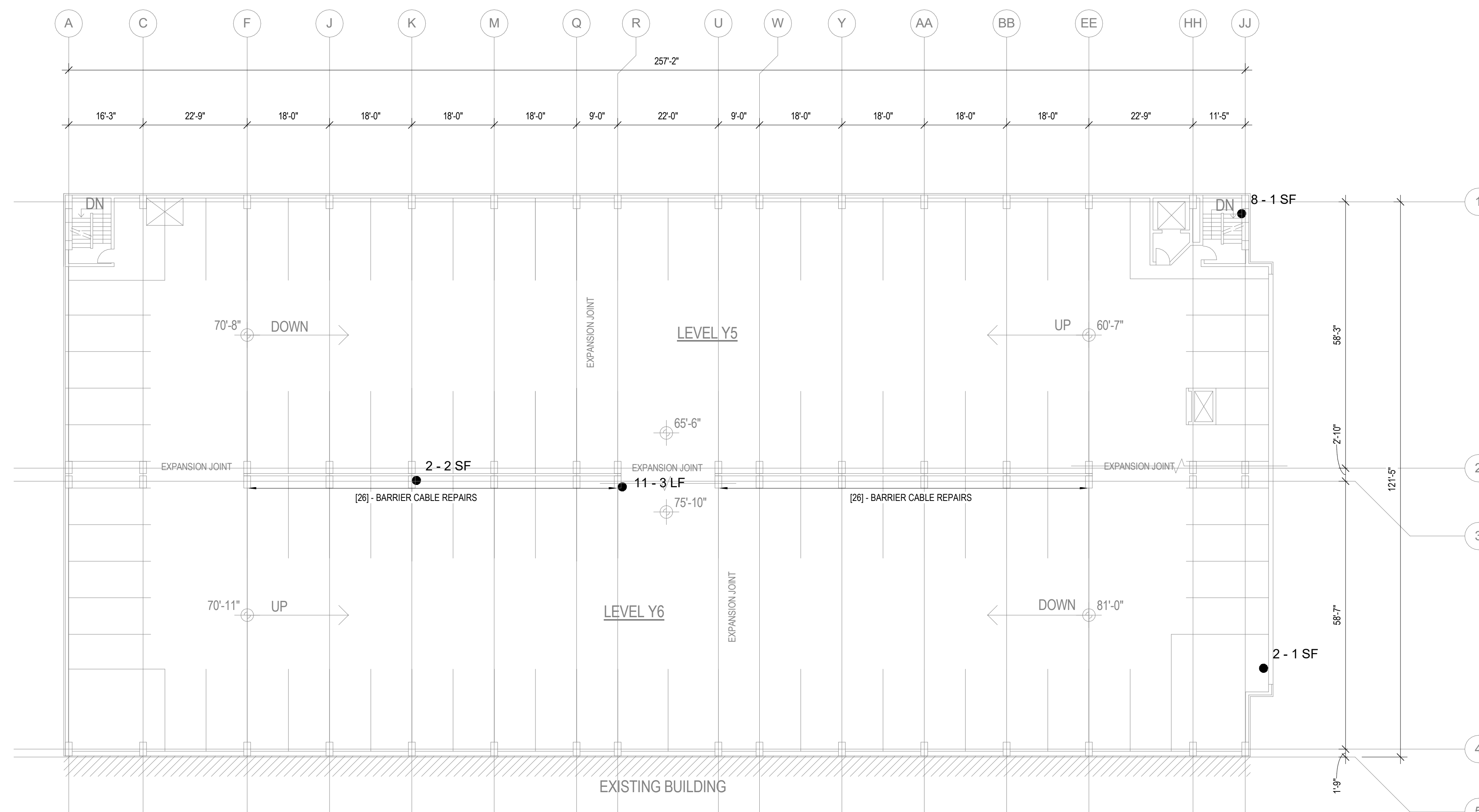
PAY ITEM	X-UNIT DESCRIPTION	DETAIL REFERENCE(S)
1	FULL-SYSTEM MEMBRANE INSTALLATION OR REPLACEMENT	N/A
2	CONCRETE VERTICAL SURFACE REPAIR	A3 / SS01 A4 / SS01
3	CONCRETE TOPSIDE SURFACE SPALL REPAIR	B4 / SS01
4	CONCRETE OVERHEAD SURFACE SPALL REPAIR	C1 / SS01
5	CONCRETE BEAM SPALL REPAIR	B1 / SS01
6	FULL-DEPTH SLAB SPALL REPAIR	A1 / SS01
7	CONCRETE JOIST SPALL REPAIR	C4 / SS01
8	CONCRETE STAIR SPALL REPAIR	B3 / SS01
9	CLEANING AND PAINTING OF EXPOSED REBAR	N/A
10	EPOXY INJECTION OF TOPPING SLABS	N/A
11	CONCRETE SLAB CRACK REPAIR: ROUT AND SEAL	A4 / SS02
12	CONCRETE SLAB CRACK REPAIR: ROUT WITH SLOT AND SEAL (WSG)	A3 / SS02
13	CONCRETE SLAB CRACK REPAIR: CUT SLOT AND PATCH (SL.S)	A2 / SS02
14	CMU CRACK/MORTAR JOINT REPAIR	N/A
15	SILANE SEALER APPLICATION (SSCO)	N/A
16	REPLACE EXISTING OR INSTALL NEW COMPRESSION SEAL JOINT	*** N/A
17	REPLACE EXISTING FLANGE-TYPE JOINT	A2 / SS02
18	REMOVE AND REPLACE EXISTING OR INSTALL NEW SEALANT JOINT	N/A
19	REMOVE AND REPLACE EXISTING SEALANT AT PRECAST DOUBLE TEES (SSF)	N/A
20	PRECAST SHEAR CONNECTOR REPAIR (SSF)	C4 / SS02
21	BRICK MASONRY REPAIR/REPLACEMENT (CSN)	N/A
22	BRICK MASONRY SEALING (CSN)	N/A
23	STEEL BARRIER REPAIRS (CSN)	B2 / SS02
24	SITE PLANTER REPAIR (CSN)	N/A
25	PAINT EXISTING ROOF-LEVEL STEEL BARRIERS (CSN)	N/A
26	CLEAN, PAINT, AND RESHEATHE BARRIER CABLES (CSN)	B4 / SS02
27	CONCRETE DEMOLITION WITH CLEANING AND PAINTING OF REBAR	N/A
28	INSTALL NEW FLOOR DRAINS	A5 / P001



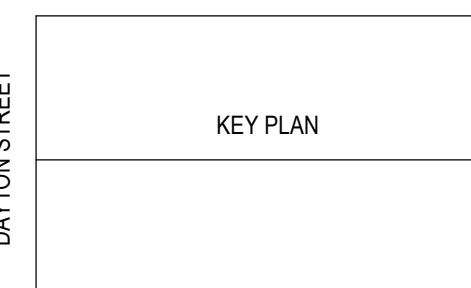
OVERTURE CENTER (OC) - LEVEL X5/X6
1/16" = 1'-0"

4/6/2023 10:48:23 AM

PAY ITEM	X-UNIT DESCRIPTION	DETAIL REFERENCE(S)
1	FULL SYSTEM MEMBRANE INSTALLATION OR REPLACEMENT	N/A
2	CONCRETE VERTICAL SURFACE REPAIR	A3 / S501 A4 / S501
3	CONCRETE TOPSIDE SURFACE SPALL REPAIR	B4 / S501
4	CONCRETE OVERHEAD SURFACE SPALL REPAIR	C1 / S501
5	CONCRETE BEAM SPALL REPAIR	B1 / S501
6	FULL-DEPTH SLAB SPALL REPAIR	A1 / S501
7	CONCRETE JOIST SPALL REPAIR	C4 / S501
8	CONCRETE STAIR SPALL REPAIR	B3 / S501
9	CLEANING AND PAINTING OF EXPOSED REBAR	N/A
10	EPOXY INJECTION OF TOPPING SLABS	N/A
11	CONCRETE SLAB CRACK REPAIR: ROUT AND SEAL	A4 / S502
12	CONCRETE SLAB CRACK REPAIR: ROUT WITH SLOT AND SEAL (WSG)	A3 / S502
13	CONCRETE SLAB CRACK REPAIR: CUT SLOT AND PATCH (SLS)	A2 / S502
14	CMU CRACK/MORTAR JOINT REPAIR	N/A
15	SILANE SEALER APPLICATION (SSCO)	N/A
16	REPLACE EXISTING OR INSTALL NEW COMPRESSION SEAL JOINT	N/A
17	REPLACE EXISTING FLANGE-TYPE JOINT	N/A
18	REMOVE AND REPLACE EXISTING OR INSTALL NEW SEALANT JOINT	N/A
19	REMOVE AND REPLACE EXISTING SEALANT AT PRECAST DOUBLE TEES (SSF)	N/A
20	PRECAST SHEAR CONNECTOR REPAIR (SSF)	C4 / S502
21	BRICK MASONRY REPAIR/REPLACEMENT (CSN)	N/A
22	BRICK MASONRY SEALING (CSN)	N/A
23	STEEL BARRIER REPAIRS (CSN)	B2 / S502
24	SITE PLANTER REPAIR (CSN)	N/A
25	PAINT EXISTING ROOF-LEVEL STEEL BARRIERS (CSN)	N/A
26	CLEAN, PAINT, AND RESHEATH BARRIER CABLES (CSN)	B4 / S502
27	CONCRETE DEMOLITION WITH CLEANING AND PAINTING OF REBAR	N/A
28	INSTALL NEW FLOOR DRAINS	A5 / P001



DAYTON STREET

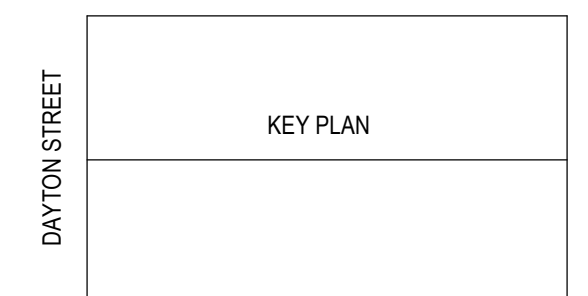
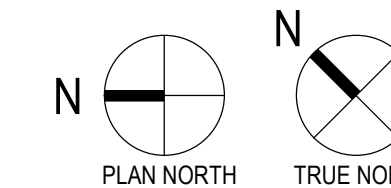



MIFFLIN STREET

OVERTURE CENTER (OC) - LEVEL Y5/Y6

1/16" = 1'-0"

ITEM	X-UNIT DESCRIPTION	DETAIL REFERENCE(S)
1	FULL SYSTEM MEMBRANE INSTALLATION OR REPLACEMENT	N/A
2	CONCRETE VERTICAL SURFACE REPAIR	A3 / S501 A4 / S501
3	CONCRETE TOPSIDE SURFACE SPALL REPAIR	B4 / S501
4	CONCRETE OVERHEAD SURFACE SPALL REPAIR	C1 / S501
5	CONCRETE BEAM SPALL REPAIR	B1 / S501
6	FULL-DEPTH SLAB SPALL REPAIR	A1 / S501
7	CONCRETE JOIST SPALL REPAIR	C4 / S501
8	CONCRETE STAIR SPALL REPAIR	B3 / S501
9	CLEANING AND PAINTING OF EXPOSED REBAR	N/A
10	EPOXY INJECTION OF TOPPING SLABS	N/A
11	CONCRETE SLAB CRACK REPAIR: ROUT AND SEAL	A4 / S502
12	CONCRETE SLAB CRACK REPAIR: ROUT WITH SLOT AND SEAL (WSG)	A3 / S502
13	CONCRETE SLAB CRACK REPAIR: CUT SLOT AND PATCH (SLS)	A2 / S502
14	CMU CRACK/MORTAR JOINT REPAIR	N/A
15	SILANE SEALER APPLICATION (SSCO)	N/A
16	REPLACE EXISTING OR INSTALL NEW COMPRESSION SEAL JOINT	N/A
17	REPLACE EXISTING FLANGE-TYPE JOINT	N/A
18	REMOVE AND REPLACE EXISTING OR INSTALL NEW SEALANT JOINT	N/A
19	REMOVE AND REPLACE EXISTING SEALANT AT PRECAST DOUBLE TEES (SSF)	N/A
20	PRECAST SHEAR CONNECTOR REPAIR (SSF)	C4 / S502
21	BRICK MASONRY REPAIR/REPLACEMENT (CSN)	N/A
22	BRICK MASONRY SEALING (CSN)	N/A
23	STEEL BARRIER REPAIRS (CSN)	B2 / S502
24	SITE PLANTER REPAIR (CSN)	N/A
25	PAINT EXISTING ROOF-LEVEL STEEL BARRIERS (CSN)	N/A
26	CLEAN, PAINT, AND RESHEATH BARRIER CABLES (CSN)	B4 / S502
27	CONCRETE DEMOLITION WITH CLEANING AND PAINTING OF REBAR	N/A
28	INSTALL NEW FLOOR DRAINS	A5 / P001

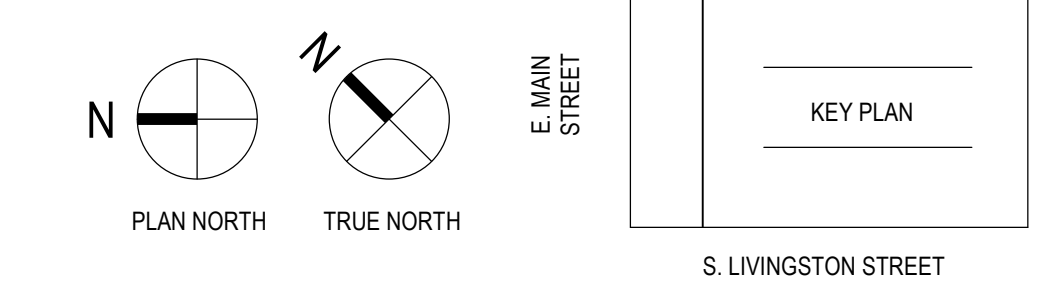
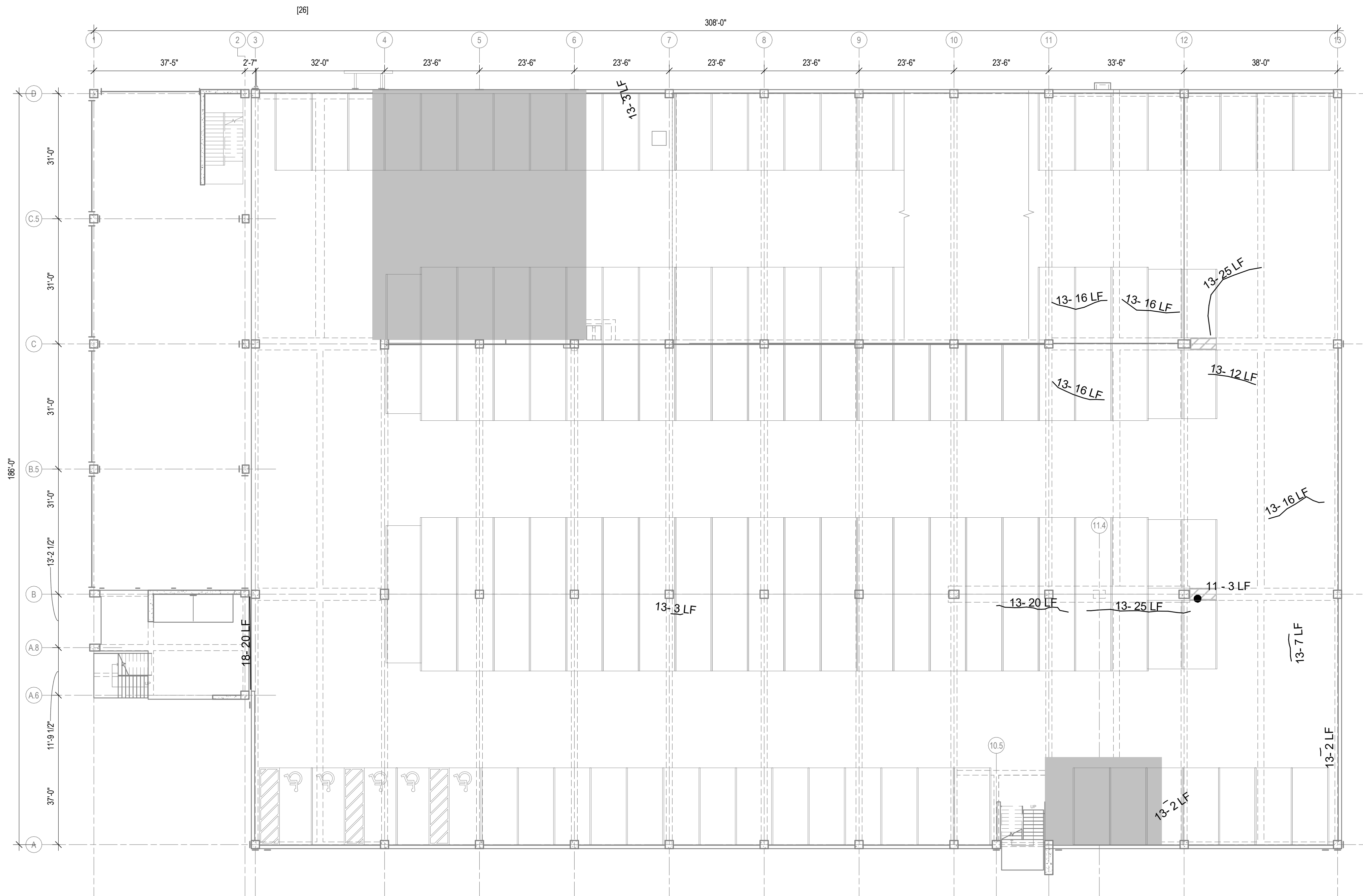


OVERTURE CENTER (OC) - LEVEL X7/Y7

1/16" = 1'-0"

4/6/2023 10:48:24 AM

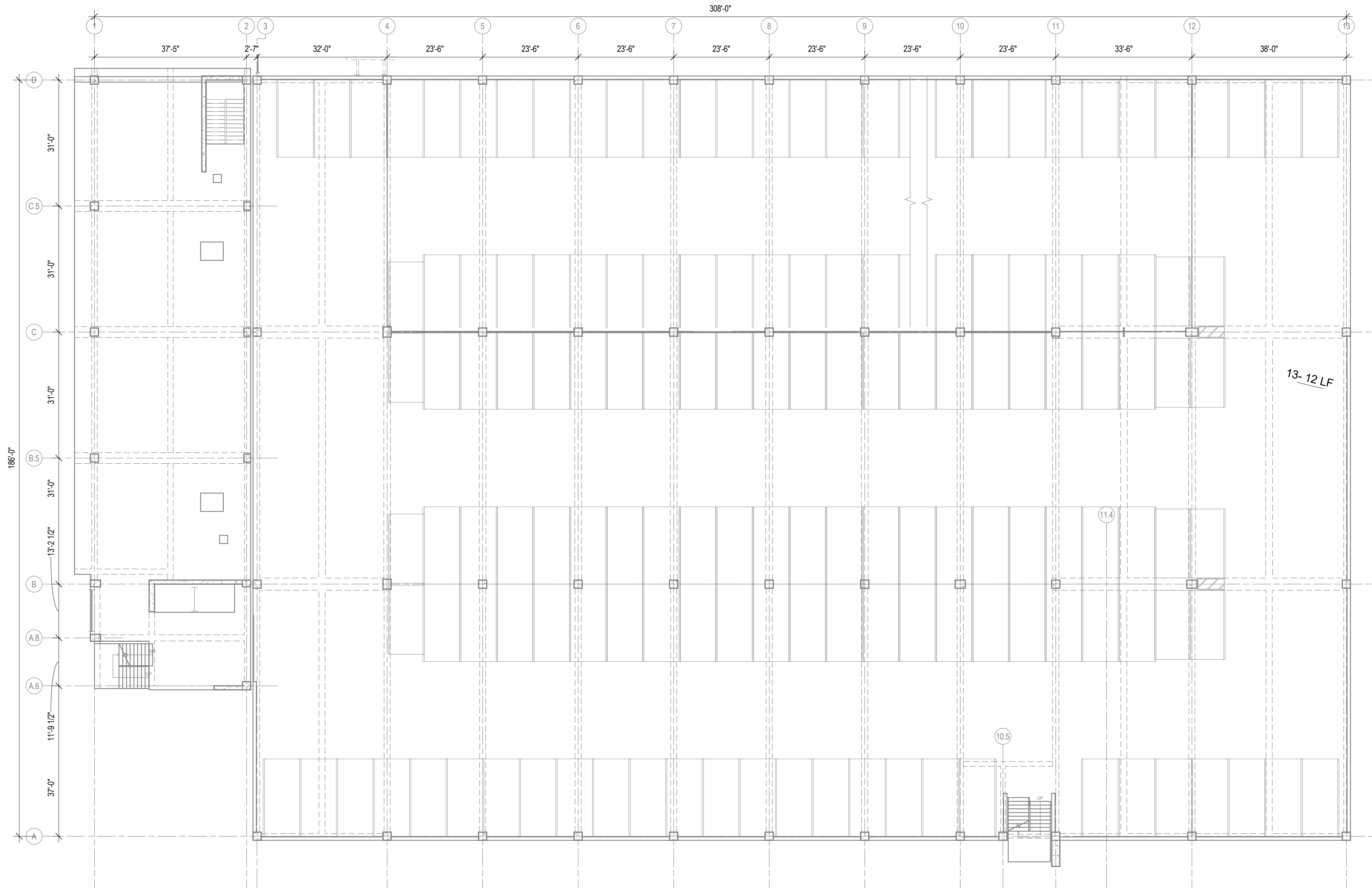
ITEM	X-UNIT DESCRIPTION	DETAIL REFERENCE(S)
1	FULL SYSTEM MEMBRANE INSTALLATION OR REPLACEMENT	N/A
2	CONCRETE VERTICAL SURFACE SPALL REPAIR	A3 / S501 A4 / S501
3	CONCRETE TOPSIDE SURFACE SPALL REPAIR	B4 / S501
4	CONCRETE OVERHEAD SURFACE SPALL REPAIR	C1 / S501
5	CONCRETE BEAM SPALL REPAIR	B1 / S501
6	FULL-DEPTH SLAB SPALL REPAIR	A1 / S501
7	CONCRETE JOIST SPALL REPAIR	C4 / S501
8	CONCRETE STAIR SPALL REPAIR	B3 / S501
9	CLEANING AND PAINTING OF EXPOSED REBAR	N/A
10	EPOXY INJECTION OF TOPPING SLABS	N/A
11	CONCRETE SLAB CRACK REPAIR: ROUT AND SEAL	A4 / S502
12	CONCRETE SLAB CRACK REPAIR: ROUT WITH SLOT AND SEAL (WSG)	A3 / S502
13	CONCRETE SLAB CRACK REPAIR: CUT SLOT AND PATCH (SLS)	A2 / S502
14	CMU CRACK/MORTAR JOINT REPAIR	N/A
15	SILANE SEALER APPLICATION (SSCO)	N/A
16	REPLACE EXISTING OR INSTALL NEW COMPRESSION SEAL JOINT	N/A
17	REPLACE EXISTING FLANGE-TYPE JOINT	N/A
18	REMOVE AND REPLACE EXISTING OR INSTALL NEW SEALANT JOINT	N/A
19	REMOVE AND REPLACE EXISTING SEALANT AT PRECAST DOUBLE TEES (SSF)	N/A
20	PRECAST SHEAR CONNECTOR REPAIR (SSF)	C4 / S502
21	BRICK MASONRY REPAIR/REPLACEMENT (CSN)	N/A
22	BRICK MASONRY SEALING (CSN)	N/A
23	STEEL BARRIER REPAIRS (CSN)	B2 / S502
24	SITE PLANTER REPAIR (CSN)	N/A
25	PAINT EXISTING ROOF-LEVEL STEEL BARRIERS (CSN)	N/A
26	CLEAN, PAINT, AND RESHEATH BARRIER CABLES (CSN)	B4 / S502
27	CONCRETE DEMOLITION WITH CLEANING AND PAINTING OF REBAR	N/A
28	INSTALL NEW FLOOR DRAINS	A5 / P001



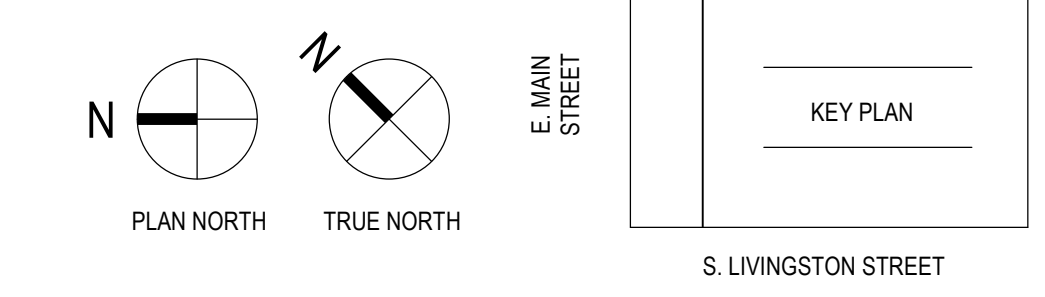
SOUTH LIVINGSTON STREET (SLS) - LEVEL 2

1/16" = 1'-0"

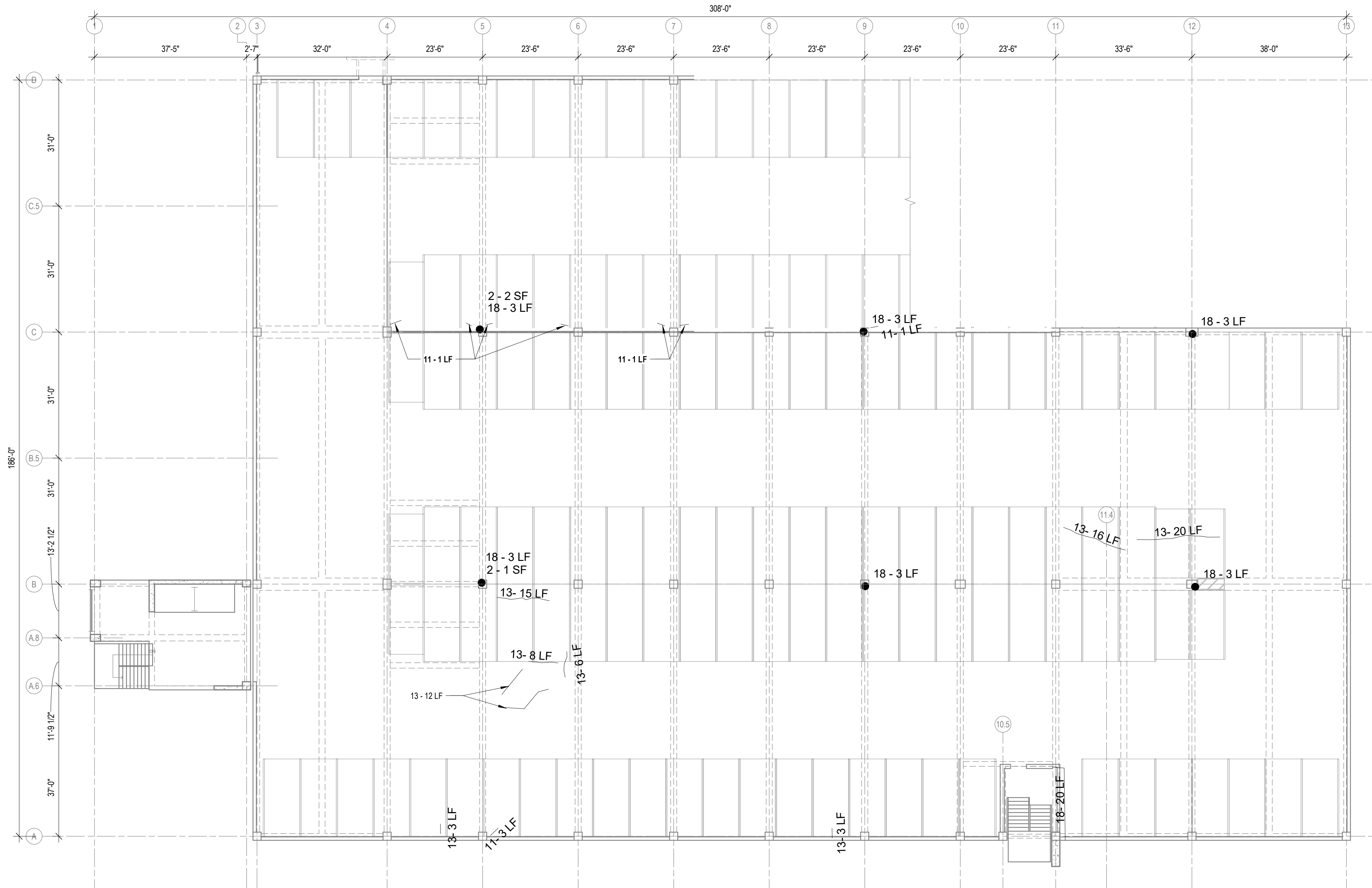
PAY ITEM	X-UNIT DESCRIPTION	DETAIL REFERENCE(S)
1	FULL SYSTEM MEMBRANE INSTALLATION OR REPLACEMENT	N/A
2	CONCRETE VERTICAL SURFACE SPALL REPAIR	A3 / S501 A4 / S501
3	CONCRETE TOPSIDE SURFACE SPALL REPAIR	B4 / S501
4	CONCRETE OVERHEAD SURFACE SPALL REPAIR	C1 / S501
5	CONCRETE BEAM SPALL REPAIR	B1 / S501
6	FULL-DEPTH SLAB SPALL REPAIR	A1 / S501
7	CONCRETE JOIST SPALL REPAIR	C4 / S501
8	CONCRETE STAIR SPALL REPAIR	B3 / S501
9	CLEANING AND PAINTING OF EXPOSED REBAR	N/A
10	EPOXY INJECTION OF TOPPING SLABS	N/A
11	CONCRETE SLAB CRACK REPAIR: ROUT AND SEAL	A4 / S502
12	CONCRETE SLAB CRACK REPAIR: ROUT WITH SLOT AND SEAL (WSG)	A3 / S502
13	CONCRETE SLAB CRACK REPAIR: CUT SLOT AND PATCH (SLS)	A2 / S502
14	CMU CRACK/MORTAR JOINT REPAIR	N/A
15	SILANE SEALER APPLICATION (SSCO)	N/A
16	REPLACE EXISTING OR INSTALL NEW COMPRESSION SEAL JOINT	N/A
17	REPLACE EXISTING FLANGE-TYPE JOINT	N/A
18	REMOVE AND REPLACE EXISTING OR INSTALL NEW SEALANT JOINT	N/A
19	REMOVE AND REPLACE EXISTING SEALANT AT PRECAST DOUBLE TEES (SSF)	N/A
20	PRECAST SHEAR CONNECTOR REPAIR (SSF)	C4 / S502
21	BRICK MASONRY REPAIR/REPLACEMENT (CSN)	N/A
22	BRICK MASONRY SEALING (CSN)	N/A
23	STEEL BARRIER REPAIRS (CSN)	B2 / S502
24	SITE PLANTER REPAIR (CSN)	N/A
25	PAINT EXISTING ROOF-LEVEL STEEL BARRIERS (CSN)	N/A
26	CLEAN, PAINT, AND RESHEATH BARRIER CABLES (CSN)	B4 / S502
27	CONCRETE DEMOLITION WITH CLEANING AND PAINTING OF REBAR	N/A
28	INSTALL NEW FLOOR DRAINS	A5 / P001



SOUTH LIVINGSTON STREET (SLS) - LEVEL 3
1/16" = 1'-0"



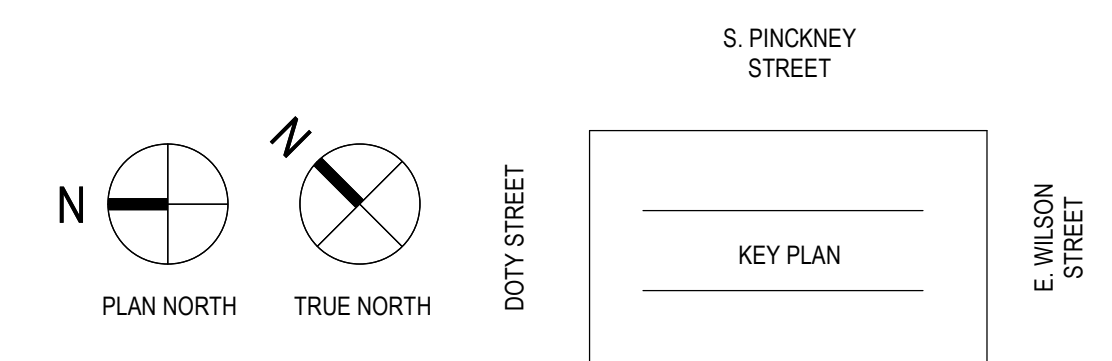
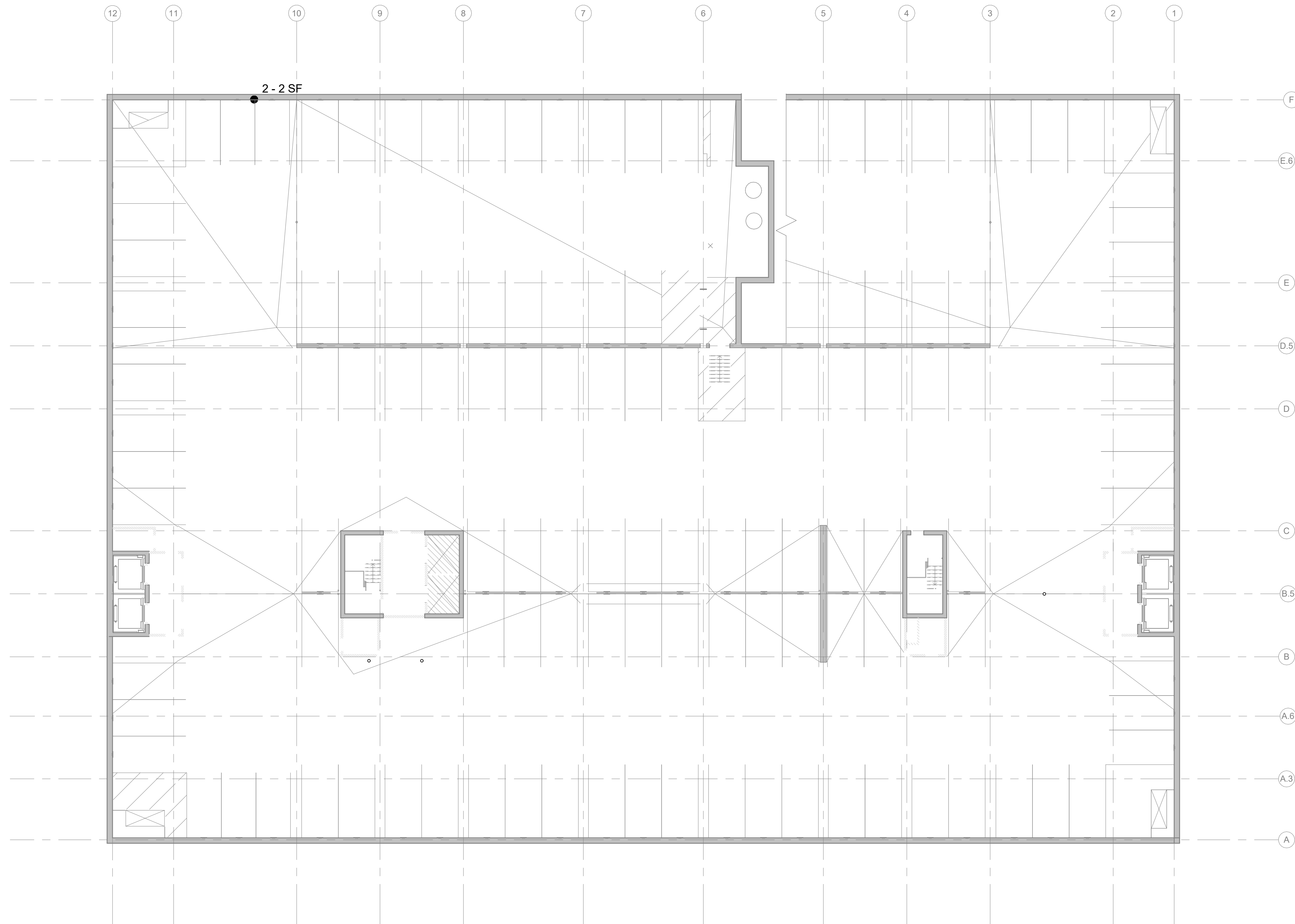
PAY ITEM	X-UNIT DESCRIPTION	DETAIL REFERENCE(S)
1	FULL SYSTEM MEMBRANE INSTALLATION OR REPLACEMENT	N/A
2	CONCRETE VERTICAL SURFACE SPALL REPAIR	A3 / S501 A4 / S501
3	CONCRETE TOPSIDE SURFACE SPALL REPAIR	B4 / S501
4	CONCRETE OVERHEAD SURFACE SPALL REPAIR	C1 / S501
5	CONCRETE BEAM SPALL REPAIR	B1 / S501
6	FULL-DEPTH SLAB SPALL REPAIR	A1 / S501
7	CONCRETE JOIST SPALL REPAIR	C4 / S501
8	CONCRETE STAIR SPALL REPAIR	B3 / S501
9	CLEANING AND PAINTING OF EXPOSED REBAR	N/A
10	EPOXY INJECTION OF TOPPING SLABS	N/A
11	CONCRETE SLAB CRACK REPAIR: ROUT AND SEAL	A4 / S502
12	CONCRETE SLAB CRACK REPAIR: ROUT WITH SLOT AND SEAL (WSG)	A3 / S502
13	CONCRETE SLAB CRACK REPAIR: CUT SLOT AND PATCH (SLS)	A2 / S502
14	CMU CRACK/MORTAR JOINT REPAIR	N/A
15	SILANE SEALER APPLICATION (SSCO)	N/A
16	REPLACE EXISTING OR INSTALL NEW COMPRESSION SEAL JOINT	N/A
17	REPLACE EXISTING FLANGE-TYPE JOINT	N/A
18	REMOVE AND REPLACE EXISTING OR INSTALL NEW SEALANT JOINT	N/A
19	REMOVE AND REPLACE EXISTING SEALANT AT PRECAST DOUBLE TEES (SSF)	N/A
20	PRECAST SHEAR CONNECTOR REPAIR (SSF)	C4 / S502
21	BRICK MASONRY REPAIR/REPLACEMENT (CSN)	N/A
22	BRICK MASONRY SEALING (CSN)	N/A
23	STEEL BARRIER REPAIRS (CSN)	B2 / S502
24	SITE PLANTER REPAIR (CSN)	N/A
25	PAINT EXISTING ROOF-LEVEL STEEL BARRIERS (CSN)	N/A
26	CLEAN, PAINT, AND RESHEATH BARRIER CABLES (CSN)	B4 / S502
27	CONCRETE DEMOLITION WITH CLEANING AND PAINTING OF REBAR	N/A
28	INSTALL NEW FLOOR DRAINS	A5 / P001



SOUTH LIVINGSTON STREET (SLS) - LEVEL 5
1/16" = 1'-0"

4/6/2023 10:48:21 AM

PAY ITEM	X-UNIT DESCRIPTION	DETAIL REFERENCE(S)
1	FULL SYSTEM MEMBRANE INSTALLATION OR REPLACEMENT	N/A
2	CONCRETE VERTICAL SURFACE REPAIR	A3 / S501 A4 / S501
3	CONCRETE TOPSIDE SURFACE SPALL REPAIR	B4 / S501
4	CONCRETE OVERHEAD SURFACE SPALL REPAIR	C1 / S501
5	CONCRETE BEAM SPALL REPAIR	B1 / S501
6	FULL-DEPTH SLAB SPALL REPAIR	A1 / S501
7	CONCRETE JOIST SPALL REPAIR	C4 / S501
8	CONCRETE STAIR SPALL REPAIR	B3 / S501
9	CLEANING AND PAINTING OF EXPOSED REBAR	N/A
10	EPOXY INJECTION OF TOPPING SLABS	N/A
11	CONCRETE SLAB CRACK REPAIR: ROUT AND SEAL	A4 / S502
12	CONCRETE SLAB CRACK REPAIR: ROUT WITH SLOT AND SEAL (WSG)	A3 / S502
13	CONCRETE SLAB CRACK REPAIR: CUT SLOT AND PATCH (SLS)	A2 / S502
14	CMU CRACK/MORTAR JOINT REPAIR	N/A
15	SILANE SEALER APPLICATION (SSCO)	N/A
16	REPLACE EXISTING OR INSTALL NEW COMPRESSION SEAL JOINT	N/A
17	REPLACE EXISTING FLANGE-TYPE JOINT	N/A
18	REMOVE AND REPLACE EXISTING OR INSTALL NEW SEALANT JOINT	N/A
19	REMOVE AND REPLACE EXISTING SEALANT AT PRECAST DOUBLE TEES (SSF)	N/A
20	PRECAST SHEAR CONNECTOR REPAIR (SSF)	C4 / S502
21	BRICK MASONRY REPAIR/REPLACEMENT (CSN)	N/A
22	BRICK MASONRY SEALING (CSN)	N/A
23	STEEL BARRIER REPAIRS (CSN)	B2 / S502
24	SITE PLANTER REPAIR (CSN)	N/A
25	PAINT EXISTING ROOF-LEVEL STEEL BARRIERS (CSN)	N/A
26	CLEAN, PAINT, AND RESHEATH BARRIER CABLES (CSN)	B4 / S502
27	CONCRETE DEMOLITION WITH CLEANING AND PAINTING OF REBAR	N/A
28	INSTALL NEW FLOOR DRAINS	A5 / P001

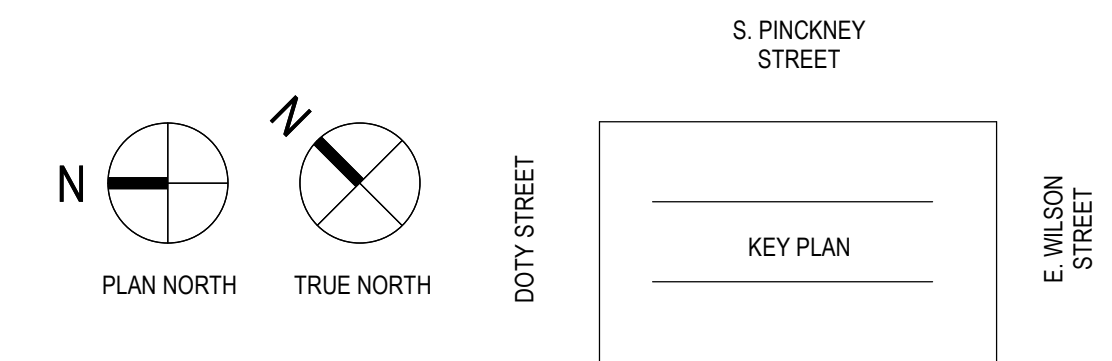
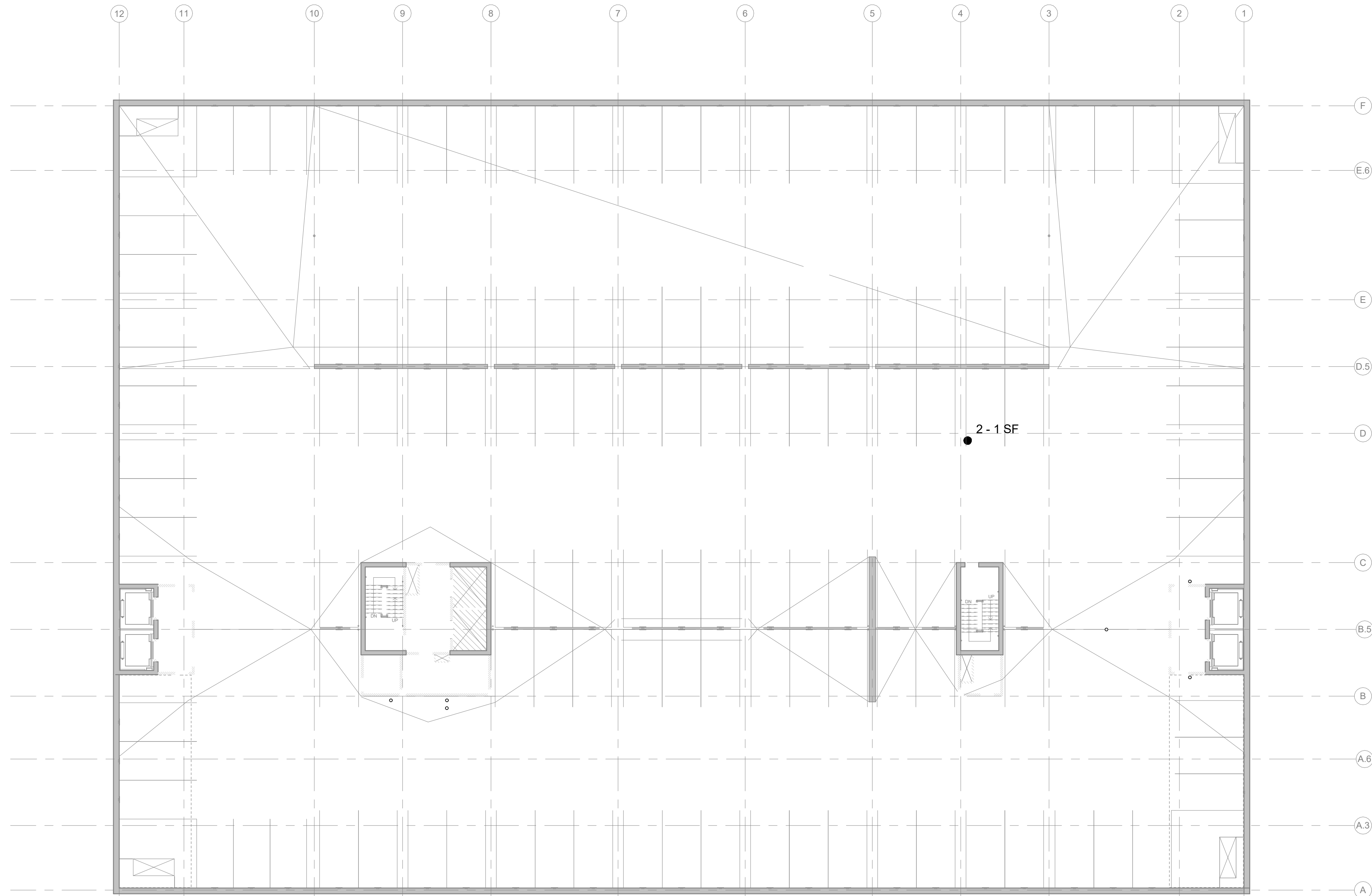


WILSON STREET (WSG) - LOWER LEVEL 4 PLAN

1/16" = 1'-0"

4/6/2023 10:48:34 AM

PAY ITEM	X-UNIT DESCRIPTION	DETAIL REFERENCE(S)
1	FULL SYSTEM MEMBRANE INSTALLATION OR REPLACEMENT	N/A
2	CONCRETE VERTICAL SURFACE SPALL REPAIR	A3 / S501 A4 / S501
3	CONCRETE TOPSIDE SURFACE SPALL REPAIR	B4 / S501
4	CONCRETE OVERHEAD SURFACE SPALL REPAIR	C1 / S501
5	CONCRETE BEAM SPALL REPAIR	B1 / S501
6	FULL-DEPTH SLAB SPALL REPAIR	A1 / S501
7	CONCRETE JOIST SPALL REPAIR	C4 / S501
8	CONCRETE STAIR SPALL REPAIR	B3 / S501
9	CLEANING AND PAINTING OF EXPOSED REBAR	N/A
10	EPOXY INJECTION OF TOPPING SLABS	N/A
11	CONCRETE SLAB CRACK REPAIR: ROUT AND SEAL	A4 / S502
12	CONCRETE SLAB CRACK REPAIR: ROUT WITH SLOT AND SEAL (WSG)	A3 / S502
13	CONCRETE SLAB CRACK REPAIR: CUT SLOT AND PATCH (SLS)	A2 / S502
14	CMU CRACK/MORTAR JOINT REPAIR	N/A
15	SILANE SEALER APPLICATION (SSCO)	N/A
16	REPLACE EXISTING OR INSTALL NEW COMPRESSION SEAL JOINT	N/A
17	REPLACE EXISTING FLANGE-TYPE JOINT	N/A
18	REMOVE AND REPLACE EXISTING OR INSTALL NEW SEALANT JOINT	N/A
19	REMOVE AND REPLACE EXISTING SEALANT AT PRECAST DOUBLE TEES (SSF)	N/A
20	PRECAST SHEAR CONNECTOR REPAIR (SSF)	C4 / S502
21	BRICK MASONRY REPAIR/REPLACEMENT (CSN)	N/A
22	BRICK MASONRY SEALING (CSN)	N/A
23	STEEL BARRIER REPAIRS (CSN)	B2 / S502
24	SITE PLANTER REPAIR (CSN)	N/A
25	PAINT EXISTING ROOF-LEVEL STEEL BARRIERS (CSN)	N/A
26	CLEAN, PAINT, AND RESHEATH BARRIER CABLES (CSN)	B4 / S502
27	CONCRETE DEMOLITION WITH CLEANING AND PAINTING OF REBAR	N/A
28	INSTALL NEW FLOOR DRAINS	A5 / P001



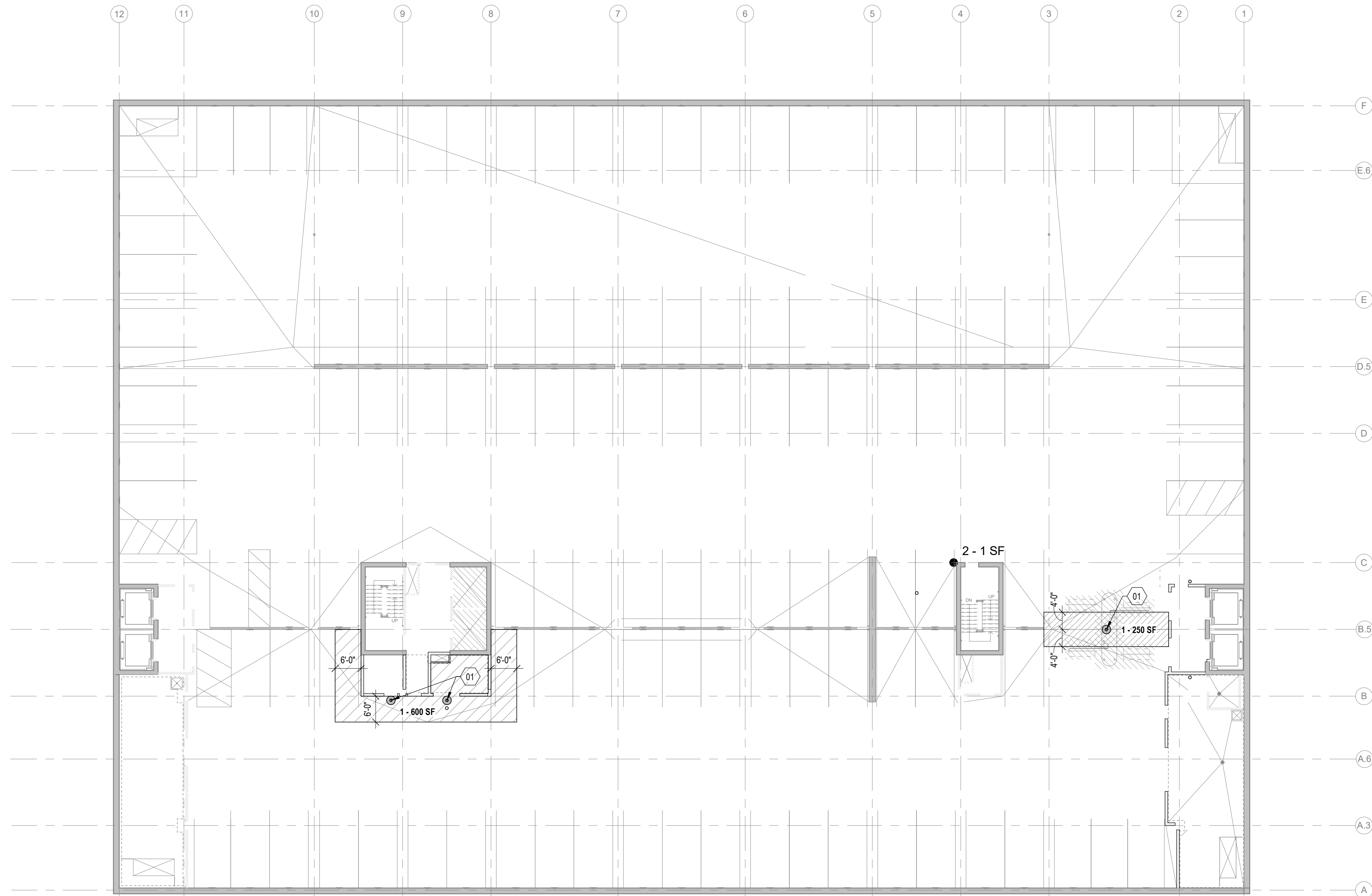
WILSON STREET (WSG) - LOWER LEVEL 3 PLAN

1/16" = 1'-0"

SHEET KEYNOTES

01 NEW FLOOR DRAIN(S) WITH LOCALIZED RESLOPING OF CONCRETE - LOCATION OF DRAIN(S) AND EXTENTS OF RESLOPING TO BE DETERMINED BY THE ENGINEER. CONCRETE WORK BY REPAIR CONTRACTOR, PLUMBING WORK BY PLUMBING SUBCONTRACTOR. REFER TO PLUMBING SHEETS FOR ADDITIONAL INFORMATION. LOCATE EXISTING AND AVOID REINFORCING IN CONCRETE SLAB BY GPR SCANNING. ENGINEER TO APPROVE ALL PENETRATIONS PRIOR TO CORING.

PAY ITEM	X-UNIT DESCRIPTION	DETAIL REFERENCE(S)
1	FULL SYSTEM MEMBRANE INSTALLATION OR REPLACEMENT	N/A
2	CONCRETE VERTICAL SURFACE REPAIR	A3 / S501 A4 / S501
3	CONCRETE TOPSIDE SURFACE SPALL REPAIR	B4 / S501
4	CONCRETE OVERHEAD SURFACE SPALL REPAIR	C1 / S501
5	CONCRETE BEAM SPALL REPAIR	B1 / S501
6	FULL-DEPTH SLAB SPALL REPAIR	A1 / S501
7	CONCRETE JOIST SPALL REPAIR	C4 / S501
8	CONCRETE STAIR SPALL REPAIR	B3 / S501
9	CLEANING AND PAINTING OF EXPOSED REBAR	N/A
10	EPOXY INJECTION OF TOPPING SLABS	N/A
11	CONCRETE SLAB CRACK REPAIR: ROUT AND SEAL	A4 / S502
12	CONCRETE SLAB CRACK REPAIR: ROUT WITH SLOT AND SEAL (WSG)	A3 / S502
13	CONCRETE SLAB CRACK REPAIR: CUT SLOT AND PATCH (SLS)	A2 / S502
14	CMU CRACK/MORTAR JOINT REPAIR	N/A
15	SILANE SEALER APPLICATION (SSCO)	N/A
16	REPLACE EXISTING OR INSTALL NEW COMPRESSION SEAL JOINT	N/A
17	REPLACE EXISTING FLANGE-TYPE JOINT	N/A
18	REMOVE AND REPLACE EXISTING OR INSTALL NEW SEALANT JOINT	N/A
19	REMOVE AND REPLACE EXISTING SEALANT AT PRECAST DOUBLE TEES (SSF)	N/A
20	PRECAST SHEAR CONNECTOR REPAIR (SSF)	C4 / S502
21	BRICK MASONRY REPAIR/REPLACEMENT (CSN)	N/A
22	BRICK MASONRY SEALING (CSN)	N/A
23	STEEL BARRIER REPAIRS (CSN)	B2 / S502
24	SITE PLANTER REPAIR (CSN)	N/A
25	PAINT EXISTING ROOF-LEVEL STEEL BARRIERS (CSN)	N/A
26	CLEAN, PAINT, AND RESHEATH BARRIER CABLES (CSN)	B4 / S502
27	CONCRETE DEMOLITION WITH CLEANING AND PAINTING OF REBAR	N/A
28	INSTALL NEW FLOOR DRAINS	A5 / P001



WILSON STREET (WSG) - LOWER LEVEL 2 PLAN

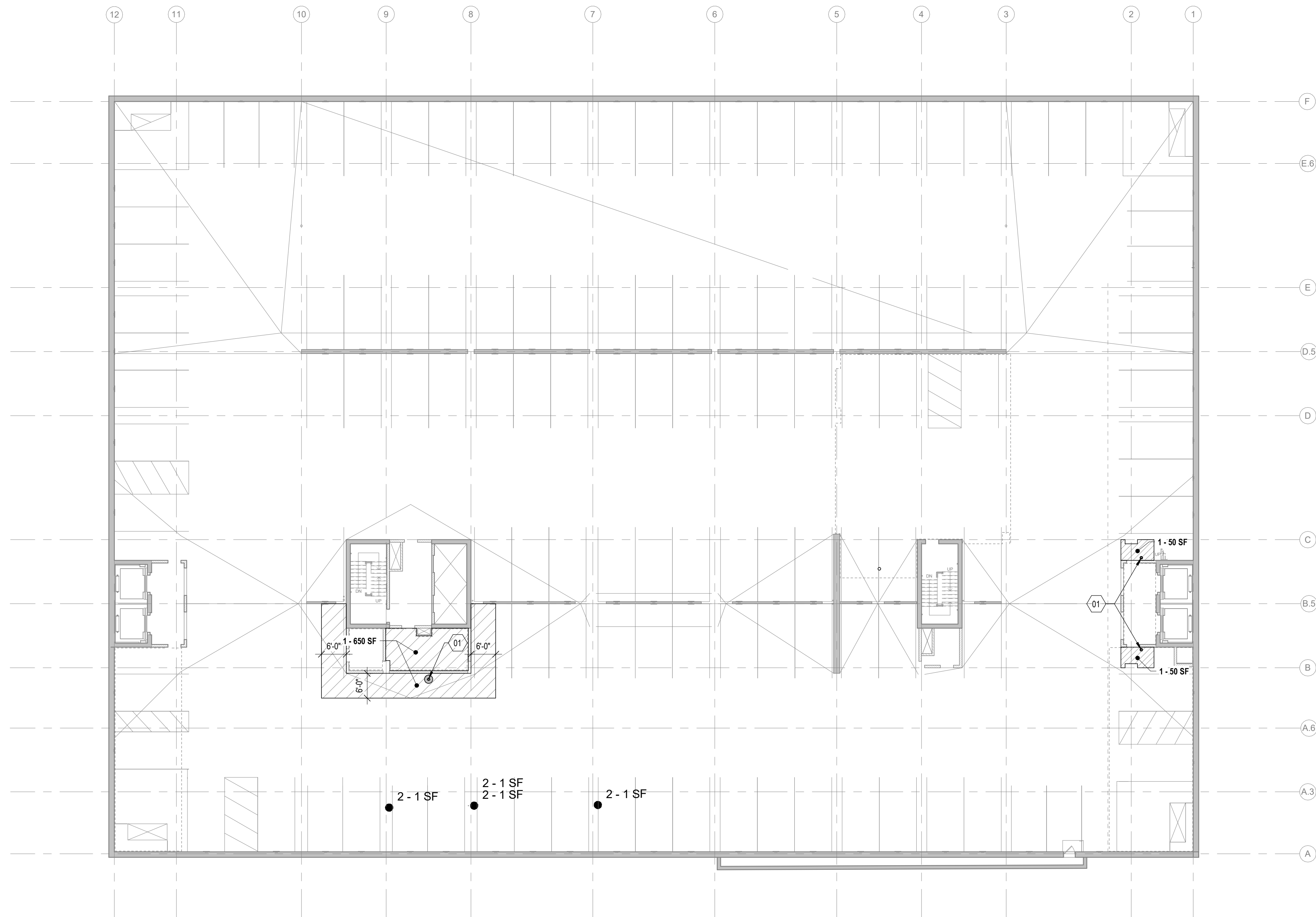
1/16" = 1'-0"

4/6/2023 10:48:35 AM

SHEET KEYNOTES

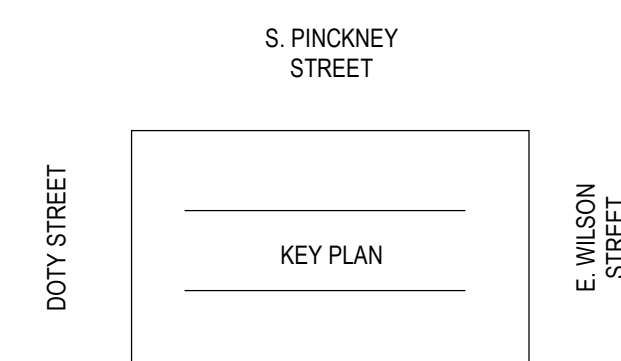
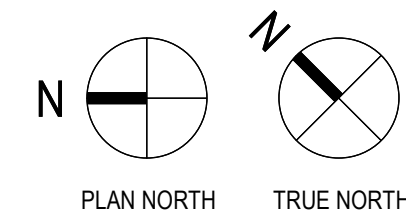
01 NEW FLOOR DRAIN(S) WITH LOCALIZED RESLOPING OF CONCRETE - LOCATION OF DRAIN(S) AND EXTENTS OF RESLOPING TO BE DETERMINED BY THE ENGINEER. CONCRETE WORK BY REPAIR CONTRACTOR, PLUMBING WORK BY PLUMBING SUBCONTRACTOR. REFER TO PLUMBING SHEETS FOR ADDITIONAL INFORMATION. LOCATE EXISTING AND AVOID REINFORCING IN CONCRETE SLAB BY GPR SCANNING. ENGINEER TO APPROVE ALL PENETRATIONS PRIOR TO CORING.

ITEM	X-UNIT DESCRIPTION	DETAIL REFERENCE(S)
1	FULL SYSTEM MEMBRANE INSTALLATION OR REPLACEMENT	N/A
2	CONCRETE VERTICAL SURFACE REPAIR	A3 / S501 A4 / S501
3	CONCRETE TOPSIDE SURFACE SPALL REPAIR	B4 / S501
4	CONCRETE OVERHEAD SURFACE SPALL REPAIR	C1 / S501
5	CONCRETE BEAM SPALL REPAIR	B1 / S501
6	FULL-DEPTH SLAB SPALL REPAIR	A1 / S501
7	CONCRETE JOIST SPALL REPAIR	C4 / S501
8	CONCRETE STAIR SPALL REPAIR	B3 / S501
9	CLEANING AND PAINTING OF EXPOSED REBAR	N/A
10	EPOXY INJECTION OF TOPPING SLABS	N/A
11	CONCRETE SLAB CRACK REPAIR: ROUT AND SEAL	A4 / S502
12	CONCRETE SLAB CRACK REPAIR: ROUT WITH SLOT AND SEAL (WSG)	A3 / S502
13	CONCRETE SLAB CRACK REPAIR: CUT SLOT AND PATCH (SLS)	A2 / S502
14	CMU CRACK/MORTAR JOINT REPAIR	N/A
15	SILANE SEALER APPLICATION (SSCO)	N/A
16	REPLACE EXISTING OR INSTALL NEW COMPRESSION SEAL JOINT	N/A
17	REPLACE EXISTING FLANGE-TYPE JOINT	N/A
18	REMOVE AND REPLACE EXISTING OR INSTALL NEW SEALANT JOINT	N/A
19	REMOVE AND REPLACE EXISTING SEALANT AT PRECAST DOUBLE TEES (SSF)	N/A
20	PRECAST SHEAR CONNECTOR REPAIR (SSF)	C4 / S502
21	BRICK MASONRY REPAIR/REPLACEMENT (CSN)	N/A
22	BRICK MASONRY SEALING (CSN)	N/A
23	STEEL BARRIER REPAIRS (CSN)	B2 / S502
24	SITE PLANTER REPAIR (CSN)	N/A
25	PAINT EXISTING ROOF-LEVEL STEEL BARRIERS (CSN)	N/A
26	CLEAN, PAINT, AND RESHEATH BARRIER CABLES (CSN)	B4 / S502
27	CONCRETE DEMOLITION WITH CLEANING AND PAINTING OF REBAR	N/A
28	INSTALL NEW FLOOR DRAINS	A5 / P001



WILSON STREET (WSG) - LOWER LEVEL 1 PLAN

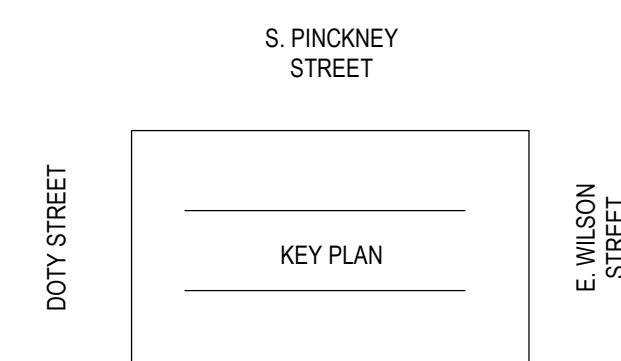
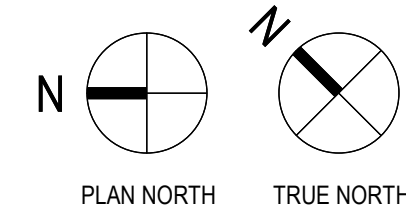
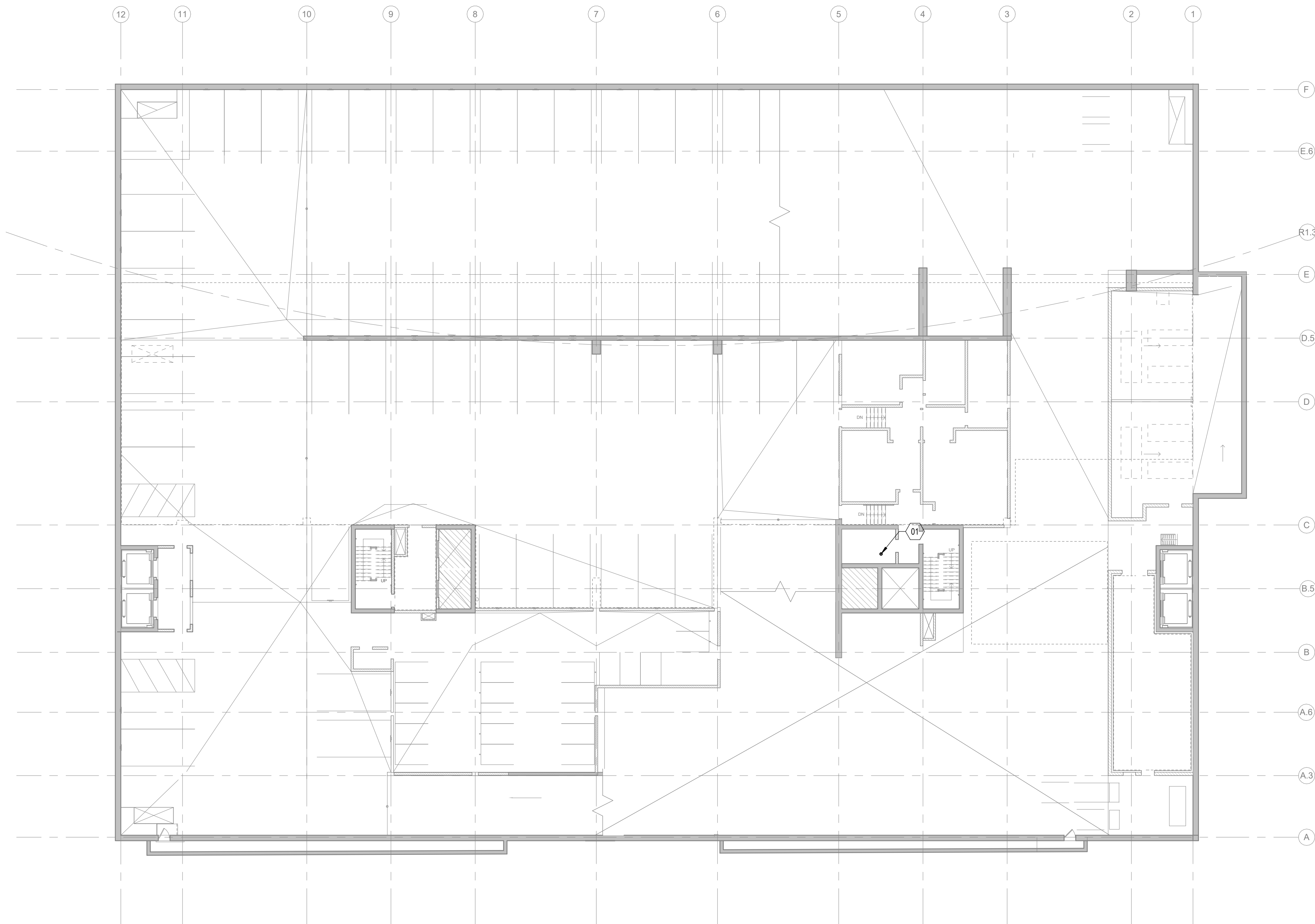
1/16" = 1'-0"



SHEET KEYNOTES

01 NEW FLOOR DRAIN(S) WITH LOCALIZED RESLOPING OF CONCRETE - LOCATION OF DRAIN(S) AND EXTENTS OF RESLOPING TO BE DETERMINED BY THE ENGINEER. CONCRETE WORK BY REPAIR CONTRACTOR, PLUMBING WORK BY PLUMBING SUBCONTRACTOR. REFER TO PLUMBING SHEETS FOR ADDITIONAL INFORMATION. LOCATE EXISTING AND AVOID REINFORCING IN CONCRETE SLAB BY GPR SCANNING. ENGINEER TO APPROVE ALL PENETRATIONS PRIOR TO CORING.

PAY ITEM	X-UNIT DESCRIPTION	DETAIL REFERENCE(S)
1	FULL SYSTEM MEMBRANE INSTALLATION OR REPLACEMENT	N/A
2	CONCRETE VERTICAL SURFACE REPAIR	A3 / S501 A4 / S501
3	CONCRETE TOPSIDE SURFACE SPALL REPAIR	B4 / S501
4	CONCRETE OVERHEAD SURFACE SPALL REPAIR	C1 / S501
5	CONCRETE BEAM SPALL REPAIR	B1 / S501
6	FULL-DEPTH SLAB SPALL REPAIR	A1 / S501
7	CONCRETE JOIST SPALL REPAIR	C4 / S501
8	CONCRETE STAIR SPALL REPAIR	B3 / S501
9	CLEANING AND PAINTING OF EXPOSED REBAR	N/A
10	EPOXY INJECTION OF TOPPING SLABS	N/A
11	CONCRETE SLAB CRACK REPAIR: ROUT AND SEAL	A4 / S502
12	CONCRETE SLAB CRACK REPAIR: ROUT WITH SLOT AND SEAL (WSG)	A3 / S502
13	CONCRETE SLAB CRACK REPAIR: CUT SLOT AND PATCH (SLS)	A2 / S502
14	CMU CRACK/MORTAR JOINT REPAIR	N/A
15	SILANE SEALER APPLICATION (SSCO)	N/A
16	REPLACE EXISTING OR INSTALL NEW COMPRESSION SEAL JOINT	N/A
17	REPLACE EXISTING FLANGE-TYPE JOINT	N/A
18	REMOVE AND REPLACE EXISTING OR INSTALL NEW SEALANT JOINT	N/A
19	REMOVE AND REPLACE EXISTING SEALANT AT PRECAST DOUBLE TEES (SSF)	N/A
20	PRECAST SHEAR CONNECTOR REPAIR (SSF)	C4 / S502
21	BRICK MASONRY REPAIR/REPLACEMENT (CSN)	N/A
22	BRICK MASONRY SEALING (CSN)	N/A
23	STEEL BARRIER REPAIRS (CSN)	B2 / S502
24	SITE PLANTER REPAIR (CSN)	N/A
25	PAINT EXISTING ROOF-LEVEL STEEL BARRIERS (CSN)	N/A
26	CLEAN, PAINT, AND RESHEATH BARRIER CABLES (CSN)	B4 / S502
27	CONCRETE DEMOLITION WITH CLEANING AND PAINTING OF REBAR	N/A
28	INSTALL NEW FLOOR DRAINS	A5 / P001



WILSON STREET (WSG) - LOWER LEVEL 0 PLAN

1/16" = 1'-0"

PLUMBING SYMBOLS, ABBREVIATIONS, SCHEDULES & SHEET INDEX

NOTE: NOT ALL SYMBOLS AND ABBREVIATIONS INDICATED HERE ARE USED IN THE DRAWINGS AND MAY NOT APPLY TO THIS PROJECT. ADDITIONAL SYMBOLS MAY BE INDICATED IN THE DRAWINGS.

PLUMBING ABBREVIATIONS					
AP - ACCESS PANEL	E/EX - EXISTING	M - METER	RD - ROOF DRAIN		
AD - AREA DRAIN	EEW - EMERGENCY EYE WASH	MAX - MAXIMUM	RI - ROUGH-IN		
AFF - ABOVE FINISHED FLOOR	ESEW - EMERGENCY SHOWER / EYE WASH STATION	MB - MOP BASIN	RO - REVERSE OSMOSIS		
AFG - ABOVE FINISHED GRADE	ELEV - ELEVATION	MECH - MECHANICAL	RCP - RECIRCULATION PUMP		
ANB - ACID NEUTRALIZING BASIN	EOD - EMERGENCY OVERFLOW DRAIN PIPING	MEP - MECHANICAL, ELECTRICAL, AND PIPING	RPM - REVOLUTIONS PER MINUTE		
ARCH - ARCHITECTURAL	EQUIP - EQUIPMENT	MEZZ - MEZZANINE	RPZ - REDUCED PRESSURE ZONE VALE		
B/S - BELOW SLAB	EXT - EXPANSION TANK	MFR - MANUFACTURER	RV - RELIEF VALVE		
BFP - BACKFLOW PREVENTER	EWC - ELECTRIC WATER COOLER	MH - MANHOLE	RH - ROOF HYDRANT		
BLDG - BUILDING	EWB - ELECTRIC WATER HEATER	MIN - MINIMUM OR MINUTES	S - SINK		
BOP - BOTTOM OF PIPE	F - FAHRENHEIT	MISC - MISCELLANEOUS	SD - SCHEDULE		
BOT - BOTTOM	FCO - FLOOR CLEANOUT	MS - MOP SINK	SE - SEWAGE EJECTOR		
BV - BALL VALVE	FD - FLOOR DRAIN	NA - NOT APPLICABLE	SD - SITE DRAIN		
BWV - BACKWATER VALVE	FDC - FIRE DEPARTMENT CONNECTION	N.C. - NORMALLY CLOSED	SF - SQUARE FOOT		
CLG - CEILING	FH - FUME HOOD	NIC - NOT IN CONTRACT	SH - SHOWER		
CO - CLEANOUT	FS - FLOOR SINK	NO - NUMBER	SL - SLOPE		
COL - COLUMN	FT - FEET	N.O. - NORMALLY OPEN	SP - SUMP PUMP		
CONC - CONCRETE	FU - FIXTURE UNITS	NPWC - NON POTABLE COLD WATER	SP - STANDPIPE		
CONN - CONNECTION	FV - FLUSH VALVE	NPHW - NON POTABLE HOT WATER	SPEC - SPECIFICATION		
CTR - CENTER	GAL - GALLON	NPHWR - NON POTABLE HOT WATER RETURN	SS - SERVICE SINK		
CU - COPPER	GCO - GRADE OR GROUND CLEANOUT	NPS - NOMINAL PIPE SIZE	STD - STANDARD		
CV - CHECK VALVE	GI - GREASE INTERCEPTOR	NTS - NOT TO SCALE	STM - STORM PIPING		
CW - COLD WATER	GPH - GALLONS PER HOUR	OBV - OIL BASIN VENT	T&P - TEMPERATURE AND PRESSURE		
CWFU - COLD WATER FIXTURE UNITS	GPM - GALLONS PER MINUTE	OC - ON CENTER	TD - TRENCH DRAIN		
CPVC - CHLORINATED POLYVINYL CHLORIDE	GV - GATE VALVE	OD - OUTSIDE DIAMETER	TEMP - TEMPERATURE		
DCV - DOUBLE CHECK VALVE	HB - HOSE BIBB	OHD - OPEN HUB DRAIN	TH - THERMOMETER		
DCW - DOMESTIC COLD WATER	HD - HUB DRAIN	OSSY - OUTSIDE SCREW AND YOKE	TMV - THERMOSTATIC MIXING VALVE		
DD - DECK DRAIN	HR - HOUR	OI - OIL INTERCEPTOR	TOF - TOP OF FOOTING		
DET - DETAIL	HS - HOSE STATION	ORD - EMERGENCY OVERFLOW ROOF DRAIN	TOP - TOP OF PIPE		
DF - DRINKING FOUNTAIN	HW - HOT WATER	PBV - PRESSURE BALANCING VALVE	TOS - TOP OF SLAB		
DFU - DRAINAGE FIXTURE UNITS	HWFU - HOT WATER FIXTURE UNITS	PC - PLUMBING CONTRACTOR	TYP - TYPICAL		
DHW - DOMESTIC HOT WATER	HWR - HOT WATER RETURN	PG - PRESSURE GAUGE	U / UR - URINAL		
DHWR - DOMESTIC HOT WATER RETURN	HYD - HYDRAULIC	PH - PHASE	V - VENT		
DI - DEIONIZED WATER	HX - HEAT EXCHANGER	PITCH - PITCHES UP OR DOWN	VIF - VERIFY IN FIELD		
DIA - DIAMETER	ID - INSIDE DIAMETER	PIV - POST INDICATOR VALVE	VTR - VENT THROUGH ROOF		
DN - DOWN	IE - INVERT ELEVATION	PLBG - PLUMBING	W - WATER		
DS - DOWNSPOUT	IM - ICE MACHINE	POC - POINT OF CONNECTION	W - WASTE		
DT - DRAIN TILE	IN - INCHES	PRESS - PRESSURE	WHA - WATER HAMMER ARRESTOR		
DTW - DOMESTIC TEMPERED WATER	INSUL - INSULATION	PRV - PRESSURE RELIEF VALVE	WH - WALL HYDRANT		
DV - DRAIN VALVE	IW - INDIRECT WASTE	PSF - POUNDS PER SQUARE FOOT	WCO - WALL CLEANOUT		
DW - DISHWASHER	IW - INDIRECT WASTE	PSI - POUNDS PER SQUARE INCH	WC - WATER CLOSET		
DWG - DRAWING	KW - KITCHEN WASTE	PSIA - POUNDS PER SQUARE INCH ABSOLUTE	WF - WASH FOUNTAIN		
DWH - DOMESTIC WATER HEATER	L - LAVATORY	PSIG - POUNDS PER SQUARE INCH GAUGE	WM - WASHING MACHINE		
	LPM - LITERS PER MINUTE	PVC - POLYVINYL CHLORIDE	WOB - WALL OUTLET BOX		
	LS - LAB SINK	QTY - QUANTITY	WSFU - WATER SUPPLY FIXTURE UNITS		
	LT - LAUNDRY TUB		YH - YARD HYDRANT		
	LW - LAUNDRY WASTE OR LAB WASTE				

DESIGN CRITERIA	
APPLICABLE CODES	1. 2015 WISCONSIN PLUMBING CODE 2. 2015 INTERNATIONAL BUILDING CODE WITH LOCAL AMENDMENTS 3. 2013 ASME A17.1 SAFETY CODE FOR ELEVATORS AND ESCALATORS

VIEW LOCATION LEGEND						
D1	D2	D3	D4	D5	D6	
C1	C2	C3	C4	C5	C6	
B1	B2	B3	B4	B5	B6	
A1	A2	A3	A4	A5	A6	

GENERAL SYMBOLS			
	REVISION CLOUD WITH TAG		INVERT ELEVATION
	VIEW CALLOUT (ENLARGED PLANS)		ELEVATION MARKER
	SECTION VIEW		POINT OF CONNECTION (POC)
	STACK REFERENCE		POINT OF DISCONNECTION
	VIEW REFERENCE (DETAIL TAGS)		PLAN KEYED NOTE
	ISOMETRIC TAG	TAG → TAG ●	PIPE TAG
---	PIPING, EQUIPMENT, DEVICES, ETC. TO BE DEMOLISHED		
---	EXISTING PIPING OR EQUIPMENT TO REMAIN		
---	NEW PIPING OR EQUIPMENT		

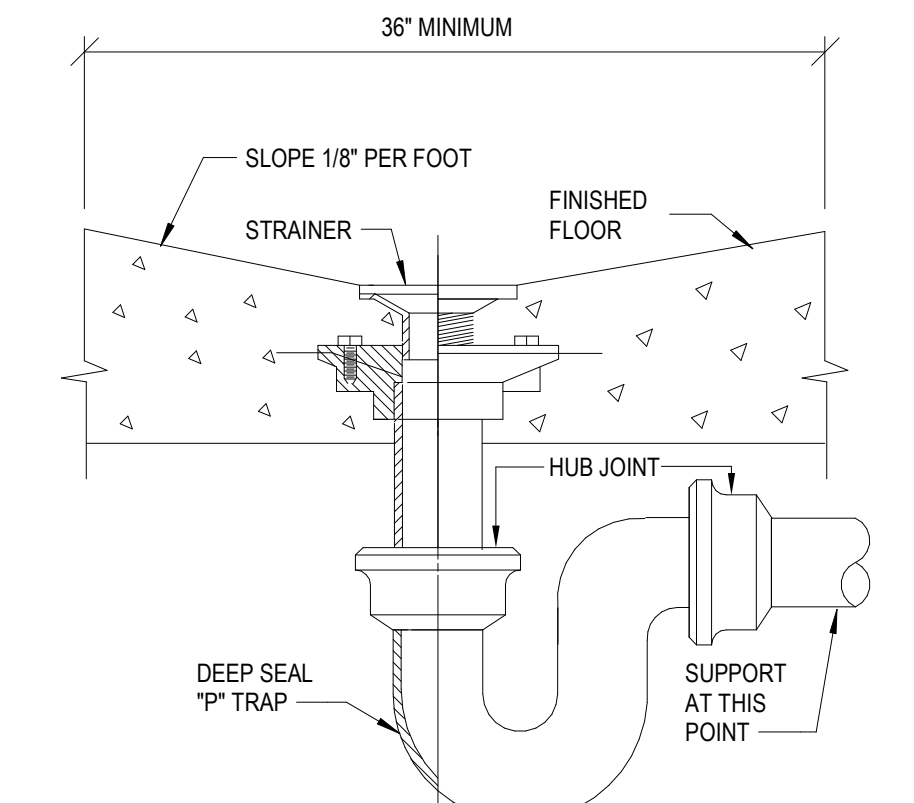
PLUMBING SYSTEM ABBREVIATIONS			
DCW	DOMESTIC COLD WATER	ROCW	REVERSE OSMOSIS / DIONIZED COLD WATER
DHW	DOMESTIC HOT WATER	ROHW	REVERSE OSMOSIS / DIONIZED HOT WATER
DHWR	DOMESTIC HOT WATER RETURN	V	SANITARY VENT
DTW	DOMESTIC TEMPERED WATER (80°F)	SAN	SANITARY SEWER
DTWR	DOMESTIC TEMPERED WATER RETURN	ST	STORM SEWER
PCW	PROCESS COLD WATER (SOFTENED)	PV	PROCESS VENT
PHW	PROCESS HOT WATER (SOFTENED)	PSAN	PROCESS SANITARY
PHWR	PROCESS HOT WATER RETURN (SOFTENED)		

DRAIN AND CLEANOUT SCHEDULE									
TAG	MANUFACTURER	MODEL NO.	SERVICE	BODY MATERIAL	STRAINER		OUTLET SIZE [IN]	DESCRIPTION	NOTES
					SIZE [IN]	FINISH			
AD-1	JR SMITH	2140-B	P-Sanitary	CAST IRON	5	CAST IRON	3"	HEAVY DUTY ROUND FLOOR DRAIN WITH SEDIMENT BUCKET	

- PLUMBING GENERAL NOTES**
- REFERENCE THE SPECIFICATIONS FOR MATERIAL AND EQUIPMENT INSTALLATION STANDARDS.
 - VERIFY ALL MEASUREMENTS, PIPE SIZES, PIPE LOCATIONS, ELEVATIONS, ETC. AT SITES.
 - THE PLUMBING INSTALLATION SHALL COMPLY WITH ALL STATE AND LOCAL CODES.
 - UTILITIES AND SERVICES INDICATED ARE TAKEN FROM VARIOUS OLD AND NEW SURVEYS, AS-BUILT RECORDS AND FIELD INVESTIGATIONS. UNFORESEEN CONDITIONS MAY EXIST AND NEW WORK MAY NOT BE FIELD LOCATED EXACTLY AS SHOWN ON DRAWINGS. COOPERATION WITH OTHER TRADES IN ROUTING AND BURIAL DEPTHS, AS DETERMINED DURING CONSTRUCTION, WILL BE NECESSARY.
 - INVERT ELEVATIONS IN THIS SET ARE REFERENCED TO BUILDING FIRST FLOOR DATUM.
 - DRAWINGS OF ALL OTHER TRADES SHALL BE REVIEWED. COORDINATE THE INSTALLATION AND SCHEDULING OF THE WORK WITH OTHER TRADES TO PREVENT INTERFERENCE WITH THEIR RESPECTIVE INSTALLATION.
 - FIELD VERIFY EXISTING INSTALLATIONS. MODIFY EXISTING PLUMBING SYSTEMS, WHICH ARE TO REMAIN ACTIVE, TO FACILITATE RECONNECTION AND EXTENSION OF THE NEW WORK.
 - NOTIFY OWNER AT LEAST 24 HOURS PRIOR TO INTERRUPTING EXISTING SERVICE. SCHEDULE DISCONNECTION AND TIE-INS TO MINIMIZE DISRUPTION OF SERVICES. SERVICES ARE NOT TO BE LEFT DISRUPTED DURING NON-NORMAL CONTRACTOR WORKING HOURS.
 - PIPE ROUTING SHOWN IS DIAGRAMMATIC AND IS NOT INTENDED TO INDICATE EXACT ROUTING. CONTRACTOR SHALL PROVIDE ANY ADDITIONAL OFFSETS AND FITTINGS REQUIRED FOR PROPER INSTALLATION AND TO MAINTAIN CLEARANCES. VERIFY STRUCTURAL, MECHANICAL AND ELECTRICAL INSTALLATIONS AND OTHER POTENTIAL OBSTRUCTIONS AND ROUTE PIPING TO AVOID INTERFERENCES.
 - PLUMBING CONTRACTOR SHALL SURVEY EXISTING UNDERGROUND STORM BUILDING DRAINS PRIOR TO NEW CONNECTIONS TO EXISTING PIPING. VERIFY ELEVATIONS. TURN TWO COPIES OF VIDEO OVER TO OWNER FOR HIS RECORDS. PLUMBING CONTRACTOR SHALL MARKUP A SET OF PRINTS WITH EXISTING DRAIN LOCATIONS AND TURN OVER TO ENGINEER AND INCLUDE ON RECORD DRAWINGS. REFER TO PROJECT SPECIFICATIONS FOR MORE INFORMATION.
 - PROVIDE ALL OFFSETS AND FITTINGS AND MAKE CONNECTION TO SITE UTILITIES.
 - CONFLICT BETWEEN DRAWINGS AND SPECIFICATIONS SHALL BE BROUGHT TO THE ATTENTION OF THE ENGINEER PRIOR TO BID OPENING. THE ENGINEER RESERVES THE RIGHT TO FINAL DECISION.
 - CONCEAL PIPING ABOVE CEILINGS, WITHIN WALLS OR CHASES EXCEPT IN MECHANICAL ROOMS OR AS SPECIFICALLY NOTED.
 - PROVIDE ACCESS PANELS FOR ALL VALVES CONCEALED IN WALLS OR ABOVE NON-ACCESSIBLE CEILINGS.
 - SLEEVE AND/OR FIRESTOP ALL PENETRATIONS THROUGH RATED WALLS, CEILINGS, AND FLOORS WITH UL LISTED ASSEMBLIES. FIRESTOP ASSEMBLIES SHALL BE EQUAL TO OR EXCEED THE RATING OF THE WALL, CEILING OR FLOOR. SEE ARCHITECTURAL DRAWINGS FOR FINAL FINISHES.
 - FLASH AND COUNTER-FLASH ROOF PENETRATIONS.
 - PROVIDE FOUNDATION PAD PENETRATION SLEEVES. ALLOW 1" MINIMUM CLEARANCE BETWEEN SLEEVE INSIDE SURFACE AND PIPE EXTERIOR.
 - SEE ARCHITECTURAL DRAWINGS FOR FIXTURE LOCATIONS AND MOUNTING HEIGHTS.
 - PROVIDE AN AIR GAP, WHEN REQUIRED BY CODE, SERVING INDIVIDUAL FIXTURES, DEVICES, APPLIANCES AND APPARATUS.
 - ALL EXPOSED PIPE AND FITTINGS IN FINISHED AREAS SHALL BE CHROME PLATED.
 - PROVIDE CLEANOUTS IN ACCORDANCE WITH ALL STATE AND LOCAL CODES. INSTALL CLEANOUTS WITH COVER FLUSH TO FINISH SURFACE.
 - COORDINATE EXACT FLOOR DRAIN LOCATIONS WITH ARCHITECTURAL DRAWINGS. SET FLOOR DRAINS BELOW FINISHED FLOOR TO ALLOW FOR FLOOR SLOPING TO THE DRAIN.
 - IT IS THE INTENT OF THESE DRAWINGS THAT A COMPLETE WORKING SYSTEM PROPERLY TESTED, WILL BE OPERATIONAL UPON COMPLETION OF INSTALLATION.
 - COORDINATE PIPING WITH ALL ELECTRICAL EQUIPMENT (PANELS, TRANSFORMERS, ETC.) PRIOR TO ANY INSTALLATION. DO NOT ROUTE ANY PIPING OVER ANY ELECTRICAL PANELS UNDER ANY CIRCUMSTANCES. ANY PIPING RUN OVER PANELS SHALL BE RE-ROUTED AT NO ADDITIONAL COST.
 - PROVIDE SANITARY WASTE, VENT, DOMESTIC WATER, ETC. ROUGH-IN AND MAKE FINAL CONNECTIONS (TO INCLUDE PROVIDING ALL NECESSARY RELATED STOPS, VALVES, TRAPS, ETC. AND MAKE READY FOR USE) TO ALL EQUIPMENT, WHETHER FURNISHED BY THIS CONTRACTOR OR FURNISHED BY OTHERS.
 - UNLESS NOTED OTHERWISE, ALL PIPING 3" AND LARGER SHALL BE INSTALLED AT A SLOPE OF 1/8" PER FOOT AND PIPING 2" AND SMALLER AT 1/4" PER FOOT.
 - PLUMBING CONTRACTOR SHALL BE RESPONSIBLE FOR ALL CUTTING AND PATCHING OF HOLES AND OPENINGS IN EXISTING WALLS AND FLOORS.

PLUMBING SYMBOLS					
	ANGLE VALVE (AV)		FLOOR DRAIN		RISER UP (ELBOW)
	AQUASTAT		FLOOR SINK		ROOF DRAIN
	BACKFLOW PREVENTER (BFP or RPZ)		FLOW DIRECTION ARROW		SANITARY TEE
	BALANCING VALVE (BV)		FLOW SWITCH (FS)		SOLENOID VALVE (SV)
	BALL VALVE		GATE VALVE (GV)		STRAINER
	BRANCH, BOTTOM CONNECTION		GLOBE VALVE (GLV)		TEE BRANCH
	BRANCH, TOP CONNECTION		HOSE BIBB OR WALL HYDRANT		TEMPERATURE TRANSMITTER
	BUTTERFLY VALVE (BFV)		HUB DRAIN		THERMOMETER
	CAP ON END OF PIPE		PRESSURE GAUGE WITH VALVE (PG)		THERMOSTATIC MIXING VALVE
	CHECK VALVE (CV)		PRESSURE-REDUCING VALVE (PRV)		UNION (SCREWED)
	CLEANOUT PLUG (CO)		PRESSURE SWITCH (PS)		WALL CLEANOUT WITH SIZE (WCO)
	DOUBLE SANITARY TEE		PRESSURE TRANSMITTER		WATER HAMMER ARRESTER (WHA) WITH PDI SIZING
	DRAIN WITH P-TRAP		RECIRCULATION PUMP		WATER METER (WM)
	FLOOR/GRADE CLEANOUT (FCO/GCO)		RISER DOWN (ELBOW)		WYE & 1/8TH BEND

PLUMBING SHEET INDEX	
P-001	PLUMBING SYMBOLS, SCHEDULES, & ABBREVIATIONS
P-101	LEVEL U2 PLUMBING PLAN - SANITARY & VENT
P-102	LEVEL U1 PLUMBING PLAN - SANITARY & VENT
P-103	LEVEL U0 PLUMBING PLAN - SANITARY & VENT



A5 FLOOR DRAIN
NTS



5126 West Terrace Drive,
Suite 111
Madison, WI 53718-8346
608 / 242 1550
608 / 242 0787 fax

www.graef-usa.com



Madison Municipal Building
215 Martin Luthing King Blvd
Suite 109
Madison, Wisconsin 53703

CLIENT:

PROJECT TITLE:

2023 PARKING GARAGE
MAINTENANCE

ISSUE:

PROJECT INFORMATION:

PROJECT NUMBER: 2022-5014.03
DATE: 04/03/2023
DRAWN BY: AMM
CHECKED BY: JLC
APPROVED BY: JLC
SCALE: AS NOTED

SHEET TITLE:

PLUMBING SYMBOLS,
SCHEDULES, & ABBREVIATIONS

SHEET NUMBER:

P-001

1

2

3

4

5

EXISTING PROJECT CONDITIONS
 INFORMATION PERTAINING TO EXISTING PROJECT CONDITIONS, SUCH AS LOCATIONS OF ARCHITECTURAL AND STRUCTURAL BUILDING COMPONENTS, MECHANICAL AND ELECTRICAL EQUIPMENT, PIPING, DUCTWORK, ROUGH-INS AND OTHER MISCELLANEOUS CONSTRUCTION, APPEARS ON PROJECT DRAWINGS. THIS INFORMATION IS BASED ON AVAILABLE RECORDS AS WELL AS INFORMATION COLLECTED WITH REASONABLE CARE AT THE PROJECT SITE. CONTRACTORS SHALL BE SOLELY RESPONSIBLE FOR VERIFYING DIMENSIONS AND RELATED INFORMATION AT THE PROJECT SITE PRIOR TO PROCURING ANY MATERIALS, PRODUCTS OR EQUIPMENT TO PERFORM THEIR WORK.

GENERAL SHEET NOTES

- PRIOR TO CORING ANY PENETRATIONS THROUGH CONCRETE STRUCTURE, PLUMBING CONTRACTOR TO SCAN FOR CONCRETE REBAR AND AVOID. PLUMBING CONTRACTOR RESPONSIBLE FOR CORING AND SCANNING. GENERAL CONTRACTOR RESPONSIBLE FOR CONCRETE SLOPING AT DRAINS.
- P-TRAPS AND VENTS SHALL NOT BE INSTALLED AT AREA DRAINS THAT ARE SUBJECT TO FREEZING TEMPERATURES. ALL OPEN AREAS OF THE PARKING STRUCTURE ARE CONTINUOUSLY VENTILATED YEAR ROUND, EXPOSING ALL AREA DRAINS TO SUB-FREEZING TEMPERATURES DURING WINTER MONTHS. AREA DRAINS THAT ARE INSTALLED ON SLAB ON LEVEL U4 ARE TRAPPED AND VENTED PER CODE.

SHEET KEYNOTES

- CONNECT NEW SANITARY INTO EXISTING SANITARY RISER. CONTRACTOR TO VERIFY EXACT LOCATION IN FIELD.
- PRIOR TO CORING ANY PENETRATIONS THROUGH CONCRETE STRUCTURE, PLUMBING CONTRACTOR SHALL SCAN FOR CONCRETE REBAR AND AVOID. PLUMBING CONTRACTOR RESPONSIBLE FOR CORING AND SCANNING. GENERAL CONTRACTOR RESPONSIBLE FOR CONCRETE SLOPING AT DRAINS.



5126 West Terrace Drive,
 Suite 111
 Madison, WI 53718-8346
 608 / 242 1550
 608 / 242 0787 fax

www.graef-usa.com



Madison Municipal Building
 215 Martin Luthing King Blvd
 Suite 109
 Madison, Wisconsin 53703

PROJECT TITLE:
 2023 PARKING GARAGE
 MAINTENANCE

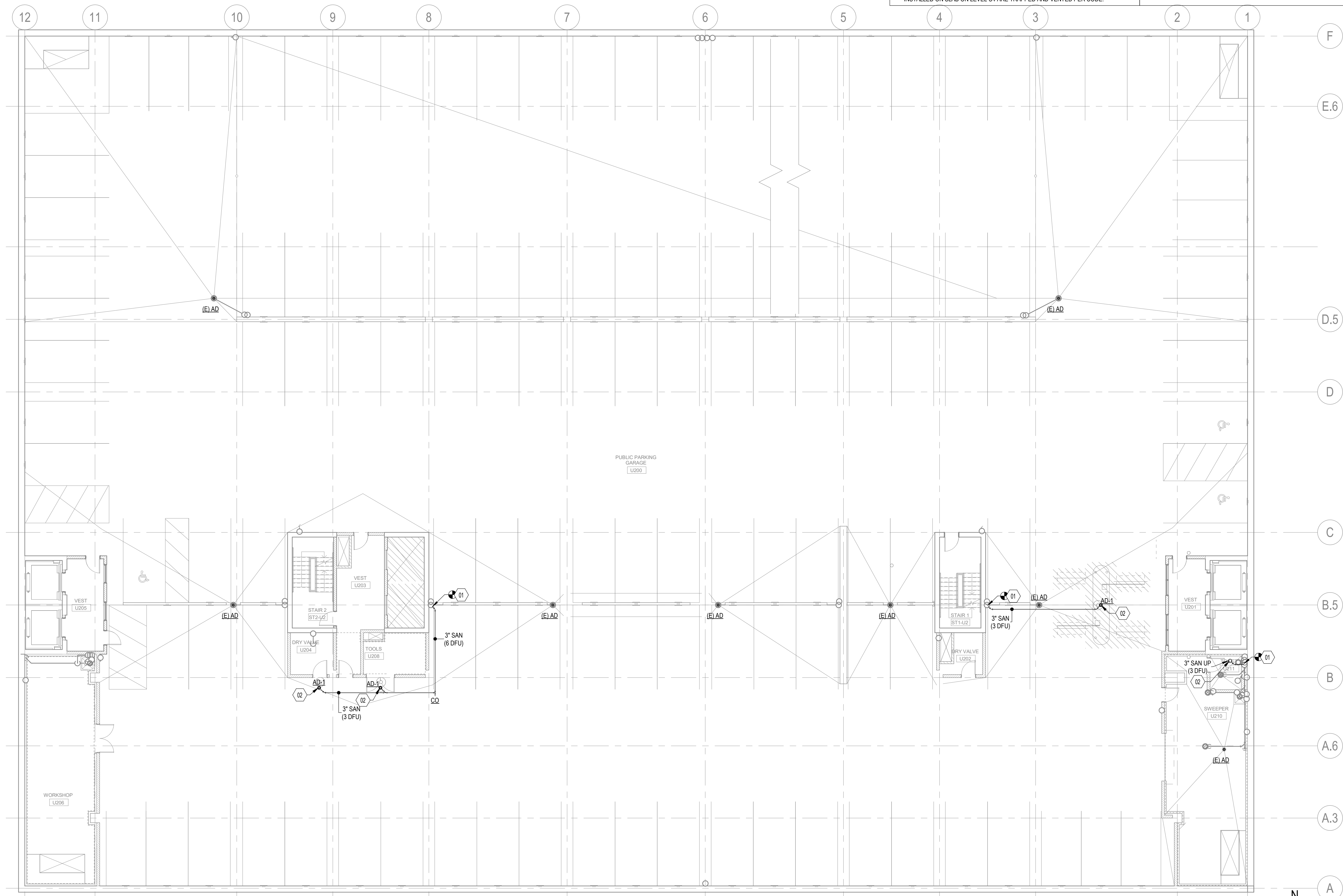
ISSUE:

PROJECT INFORMATION:
 PROJECT NUMBER: 2022-5014.03
 DATE: 04/03/2023
 DRAWN BY: AMM
 CHECKED BY: JLC
 APPROVED BY: JLC
 SCALE: AS NOTED

SHEET TITLE:
 LEVEL U2 PLUMBING PLAN -
 SANITARY & VENT

SHEET NUMBER:

P-101



A1 LEVEL U2 PLUMBING PLAN - SANITARY & VENT
 3/32" = 1'-0"

4/7/2023 10:22:28 AM

EXISTING PROJECT CONDITIONS
 INFORMATION PERTAINING TO EXISTING PROJECT CONDITIONS, SUCH AS LOCATIONS OF ARCHITECTURAL AND STRUCTURAL BUILDING COMPONENTS, MECHANICAL AND ELECTRICAL EQUIPMENT, PIPING, DUCTWORK, ROUGH-INS AND OTHER MISCELLANEOUS CONSTRUCTION, APPEARS ON PROJECT DRAWINGS. THIS INFORMATION IS BASED ON AVAILABLE RECORDS AS WELL AS INFORMATION COLLECTED WITH REASONABLE CARE AT THE PROJECT SITE. CONTRACTORS SHALL BE SOLELY RESPONSIBLE FOR VERIFYING DIMENSIONS AND RELATED INFORMATION AT THE PROJECT SITE PRIOR TO PROCURING ANY MATERIALS, PRODUCTS OR EQUIPMENT TO PERFORM THEIR WORK.

GENERAL SHEET NOTES

1. PRIOR TO CORING ANY PENETRATIONS THROUGH CONCRETE STRUCTURE, PLUMBING CONTRACTOR TO SCAN FOR CONCRETE REBAR AND AVOID. PLUMBING CONTRACTOR RESPONSIBLE FOR CORING AND SCANNING. GENERAL CONTRACTOR RESPONSIBLE FOR CONCRETE SLOPING AT DRAINS.
2. P-TRAPS AND VENTS SHALL NOT BE INSTALLED AT AREA DRAINS THAT ARE SUBJECT TO FREEZING TEMPERATURES. ALL OPEN AREAS OF THE PARKING STRUCTURE ARE CONTINUOUSLY VENTILATED YEAR ROUND, EXPOSING ALL AREA DRAINS TO SUB-FREEZING TEMPERATURES DURING WINTER MONTHS. AREA DRAINS THAT ARE INSTALLED ON SLAB ON LEVEL U4 ARE TRAPPED AND VENTED PER CODE.

SHEET KEYNOTES

- 01 CONNECT NEW SANITARY INTO EXISTING SANITARY RISER. CONTRACTOR TO VERIFY EXACT LOCATION IN FIELD.
- 02 PRIOR TO CORING ANY PENETRATIONS THROUGH CONCRETE STRUCTURE, PLUMBING CONTRACTOR SHALL SCAN FOR CONCRETE REBAR AND AVOID. PLUMBING CONTRACTOR RESPONSIBLE FOR CORING AND SCANNING. GENERAL CONTRACTOR RESPONSIBLE FOR CONCRETE SLOPING AT DRAINS.



5126 West Terrace Drive,
 Suite 111
 Madison, WI 53718-8346
 608 / 242 1550
 608 / 242 0787 fax

www.graef-usa.com

CLIENT:



Madison Municipal Building
 215 Martin Luthing King Blvd
 Suite 109
 Madison, Wisconsin 53703

PROJECT TITLE:

2023 PARKING GARAGE
 MAINTENANCE

ISSUE:

PROJECT INFORMATION:

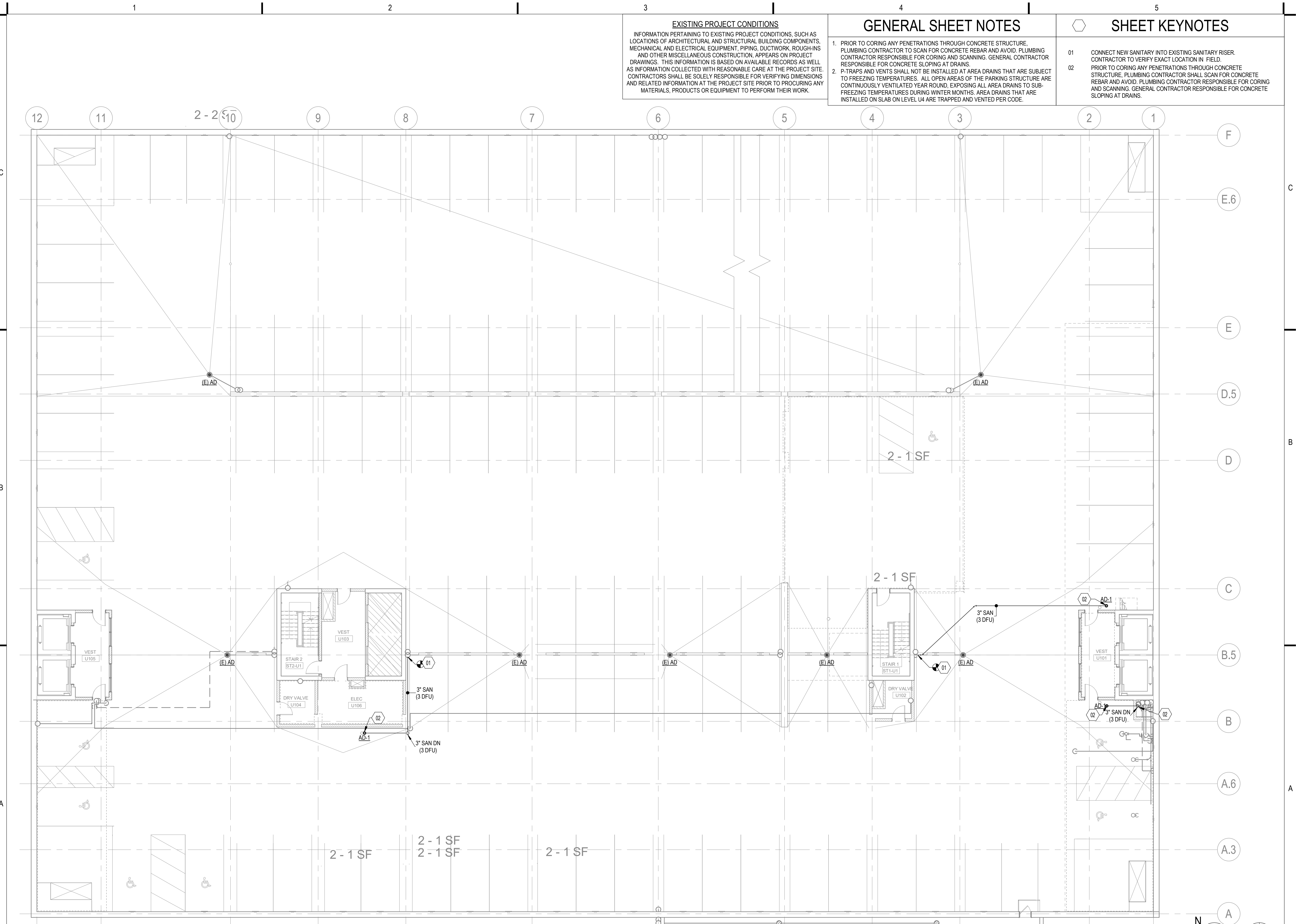
PROJECT NUMBER: 2022-5014.03
 DATE: 04/03/2023
 DRAWN BY: AMM
 CHECKED BY: JLC
 APPROVED BY: JLC
 SCALE: AS NOTED

SHEET TITLE:

LEVEL U1 PLUMBING PLAN -
 SANITARY & VENT

SHEET NUMBER:

P-102



A1 LEVEL U1 PLUMBING PLAN - SANITARY & VENT
 3/32" = 1'-0"

4/7/2023 10:22:28 AM

1

2

3

4

5

EXISTING PROJECT CONDITIONS
 INFORMATION PERTAINING TO EXISTING PROJECT CONDITIONS, SUCH AS LOCATIONS OF ARCHITECTURAL AND STRUCTURAL BUILDING COMPONENTS, MECHANICAL AND ELECTRICAL EQUIPMENT, PIPING, DUCTWORK, ROUGH-INS AND OTHER MISCELLANEOUS CONSTRUCTION, APPEARS ON PROJECT DRAWINGS. THIS INFORMATION IS BASED ON AVAILABLE RECORDS AS WELL AS INFORMATION COLLECTED WITH REASONABLE CARE AT THE PROJECT SITE. CONTRACTORS SHALL BE SOLELY RESPONSIBLE FOR VERIFYING DIMENSIONS AND RELATED INFORMATION AT THE PROJECT SITE PRIOR TO PROCURING ANY MATERIALS, PRODUCTS OR EQUIPMENT TO PERFORM THEIR WORK.

GENERAL SHEET NOTES

- PRIOR TO CORING ANY PENETRATIONS THROUGH CONCRETE STRUCTURE, PLUMBING CONTRACTOR TO SCAN FOR CONCRETE REBAR AND AVOID. PLUMBING CONTRACTOR RESPONSIBLE FOR CORING AND SCANNING. GENERAL CONTRACTOR RESPONSIBLE FOR CONCRETE SLOPING AT DRAINS.
- P-TRAPS AND VENTS SHALL NOT BE INSTALLED AT AREA DRAINS THAT ARE SUBJECT TO FREEZING TEMPERATURES. ALL OPEN AREAS OF THE PARKING STRUCTURE ARE CONTINUOUSLY VENTILATED YEAR ROUND, EXPOSING ALL AREA DRAINS TO SUB-FREEZING TEMPERATURES DURING WINTER MONTHS. AREA DRAINS THAT ARE INSTALLED ON SLAB ON LEVEL U4 ARE TRAPPED AND VENTED PER CODE.

SHEET KEYNOTES

- CONNECT NEW SANITARY INTO EXISTING SANITARY RISER. CONTRACTOR TO VERIFY EXACT LOCATION IN FIELD.
- PRIOR TO CORING ANY PENETRATIONS THROUGH CONCRETE STRUCTURE, PLUMBING CONTRACTOR SHALL SCAN FOR CONCRETE REBAR AND AVOID. PLUMBING CONTRACTOR RESPONSIBLE FOR CORING AND SCANNING. GENERAL CONTRACTOR RESPONSIBLE FOR CONCRETE SLOPING AT DRAINS.



5126 West Terrace Drive,
 Suite 111
 Madison, WI 53718-8346
 608 / 242 1550
 608 / 242 0787 fax

www.graef-usa.com



Madison Municipal Building
 215 Martin Luthing King Blvd
 Suite 109
 Madison, Wisconsin 53703

PROJECT TITLE:

2023 PARKING GARAGE
 MAINTENANCE

ISSUE:

PROJECT INFORMATION:

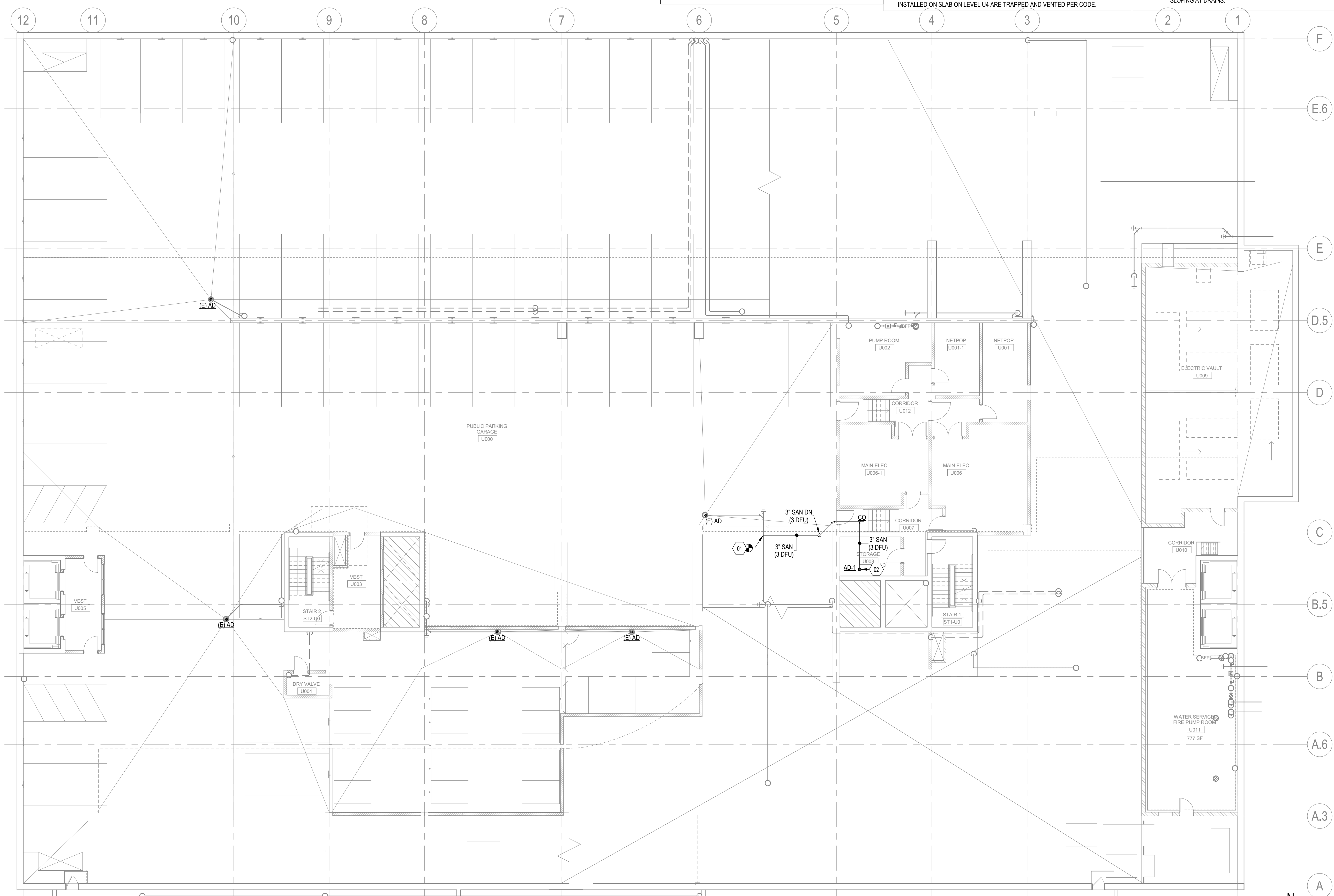
PROJECT NUMBER: 2022-5014.03
 DATE: 04/03/2023
 DRAWN BY: AMM
 CHECKED BY: JLC
 APPROVED BY: JLC
 SCALE: AS NOTED

SHEET TITLE:

LEVEL U0 PLUMBING PLAN -
 SANITARY & VENT

SHEET NUMBER:

P-103

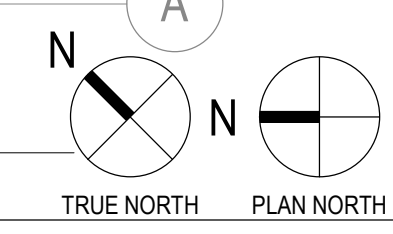


4/7/2023 10:22:28 AM

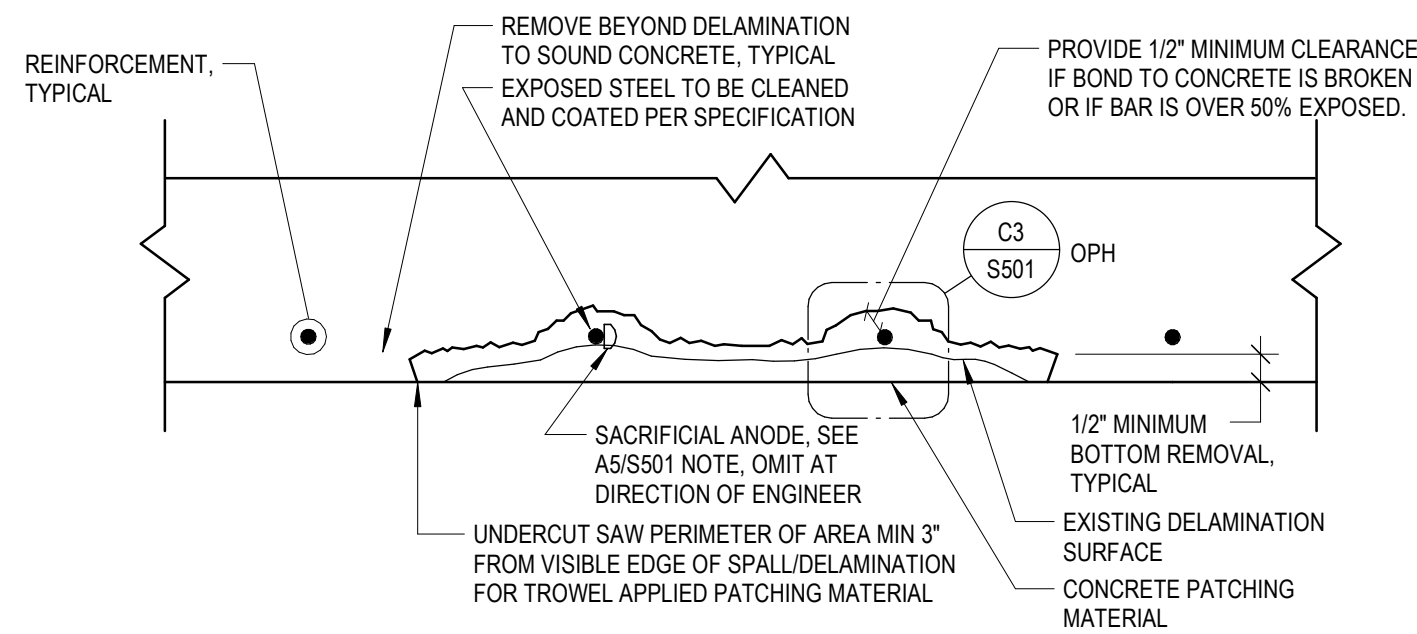
A1

LEVEL U0 PLUMBING PLAN - SANITARY & VENT

3/32" = 1'-0"



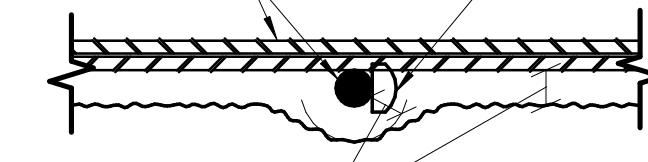
NOTE: FOR REMOVAL OF MORE THAN 1" OF CONCRETE, SCAN FOR AND AVOID TENDONS OF POST-TENSIONED SLABS AT SSCO (L4-L6), OC (ALL STRUCTURAL LEVELS), SSF (L1-L2), AND CSN (ALL STRUCTURAL LEVELS) PRIOR TO REMOVAL.



C1 TYPICAL OVERHEAD SPALL REPAIR

1 1/2" = 1'-0"

REINFORCEMENT
SACRIFICIAL ANODE TO BE TIED TO OR BETWEEN ADJACENT REINFORCEMENT



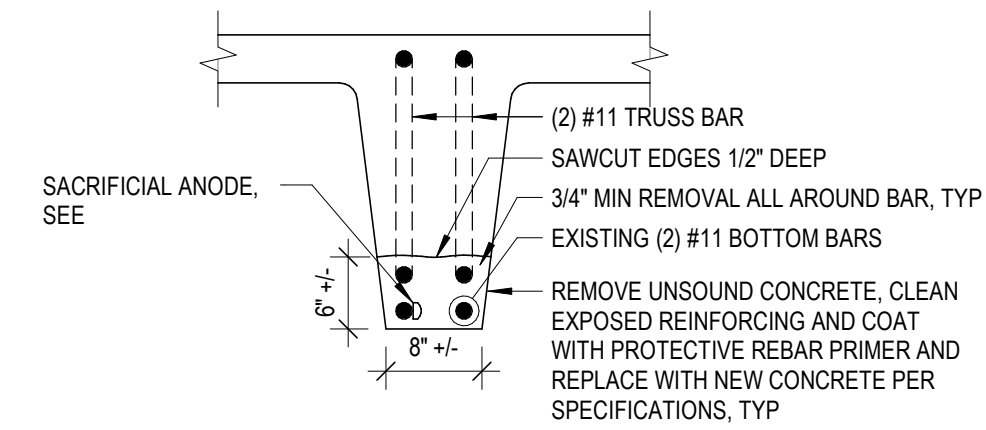
PROVIDE CLEARANCE IF BOND TO CONCRETE IS BROKEN OR IF BAR IS OVER 50% EXPOSED. CLEARANCE VARIES. SEE INDIVIDUAL SPALL REPAIR DETAIL.

NOTES:

1. GALVANIC ANODES TO BE TIED TO EXISTING STEEL REINFORCING AFTER REMOVAL OF CORROSION BUT PRIOR TO PROTECTIVE COATING APPLICATION. FOR REPAIRS OF 4 SF OR GREATER: PLACE ON GRID OF 2'-0"x2'-0" WITH A MINIMUM OF (4) SPACED EQUALLY ABOUT REPAIR PERIMETER. REPAIRS OF 1 SF OR LESS: PLACE MINIMUM OF (1) WITHIN THE REPAIR AREA.

C3 TYPICAL REBAR/STRAND CLEARANCE

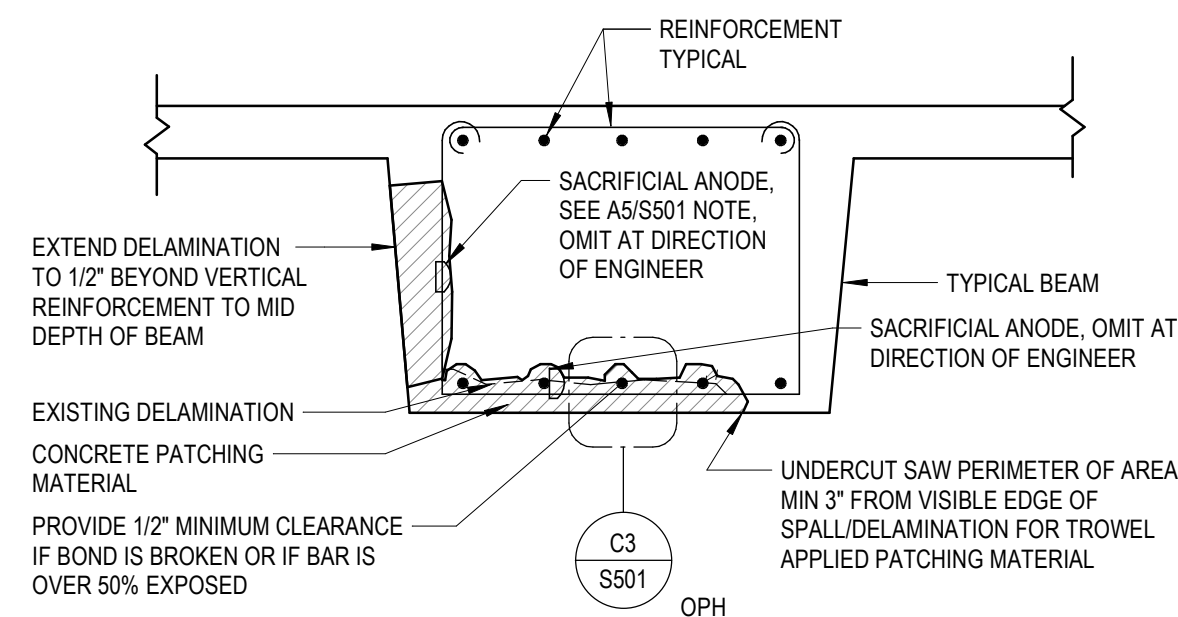
3" = 1'-0"



C4 BOTTOM OF JOIST REPAIR

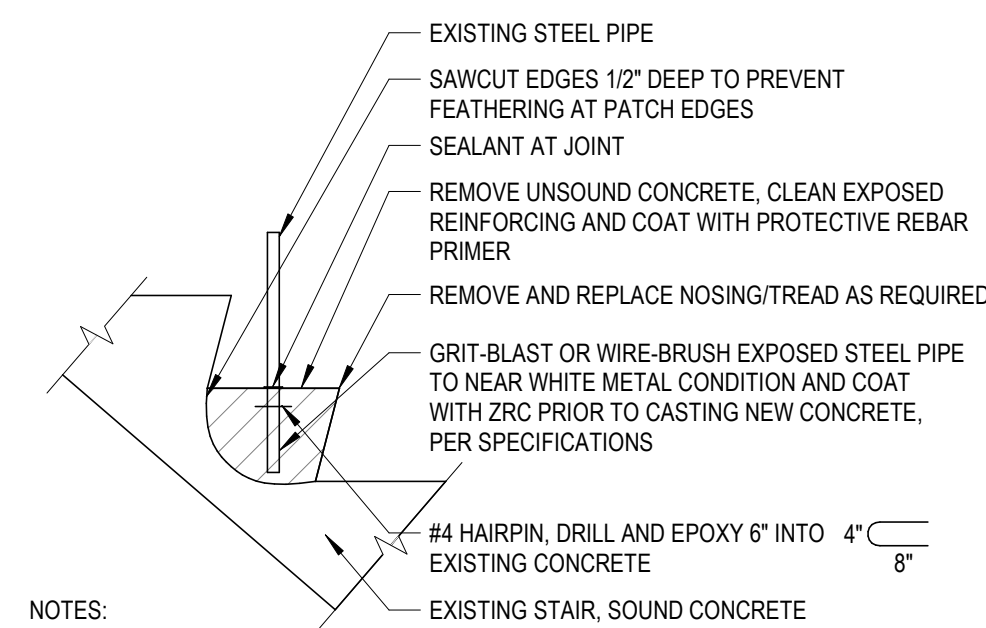
3/4" = 1'-0"

NOTE: FOR REMOVAL OF MORE THAN 1" OF CONCRETE, SCAN FOR AND AVOID TENDONS OF POST-TENSIONED SLABS AT SSCO (L4-L6), OC (ALL STRUCTURAL LEVELS), SSF (L1-L2), AND CSN (ALL STRUCTURAL LEVELS) PRIOR TO REMOVAL.



B1 TYPICAL BEAM SPALL REPAIR

3/4" = 1'-0"



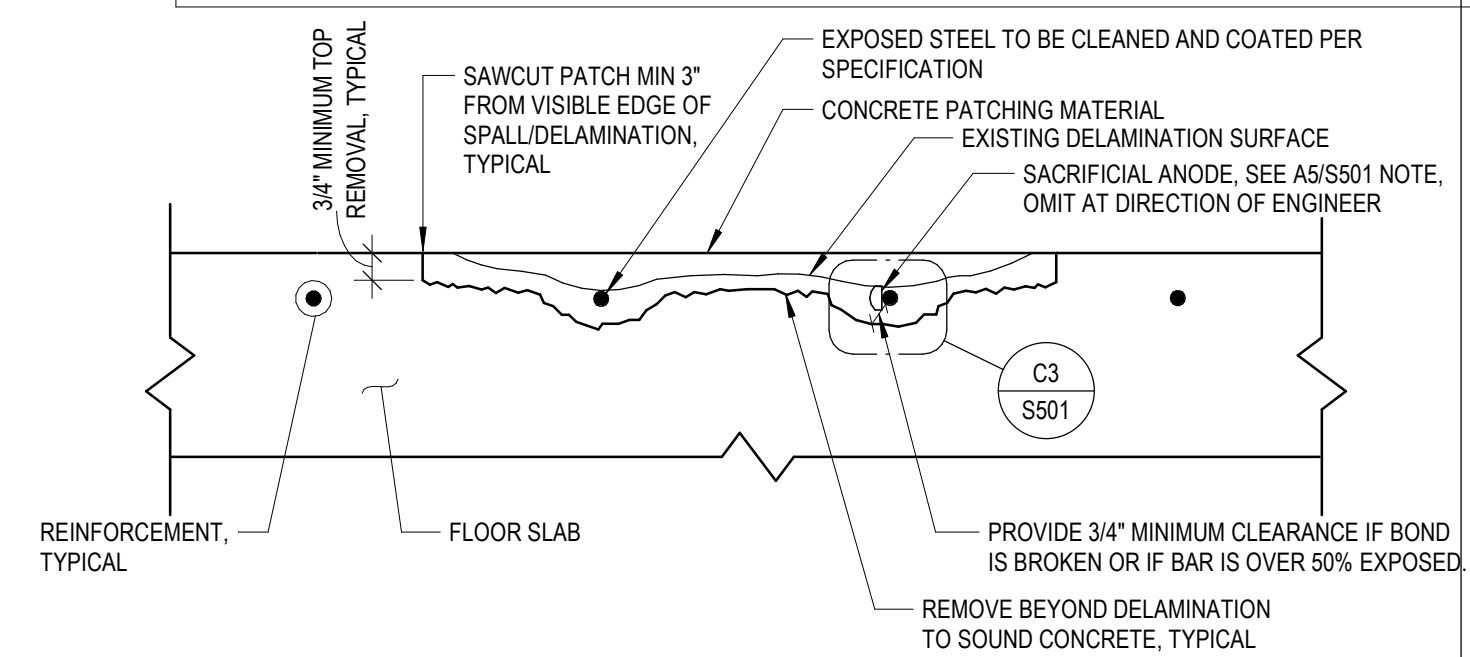
NOTES:

1. IF REINFORCEMENT IN THE STAIR IS EXPOSED, ADD SACRIFICIAL ANODES AS DIRECTED BY THE ENGINEER AFTER STEEL IS CLEANED BUT PRIOR TO ZINC COATING.

B3 STAIR SPALL REPAIR

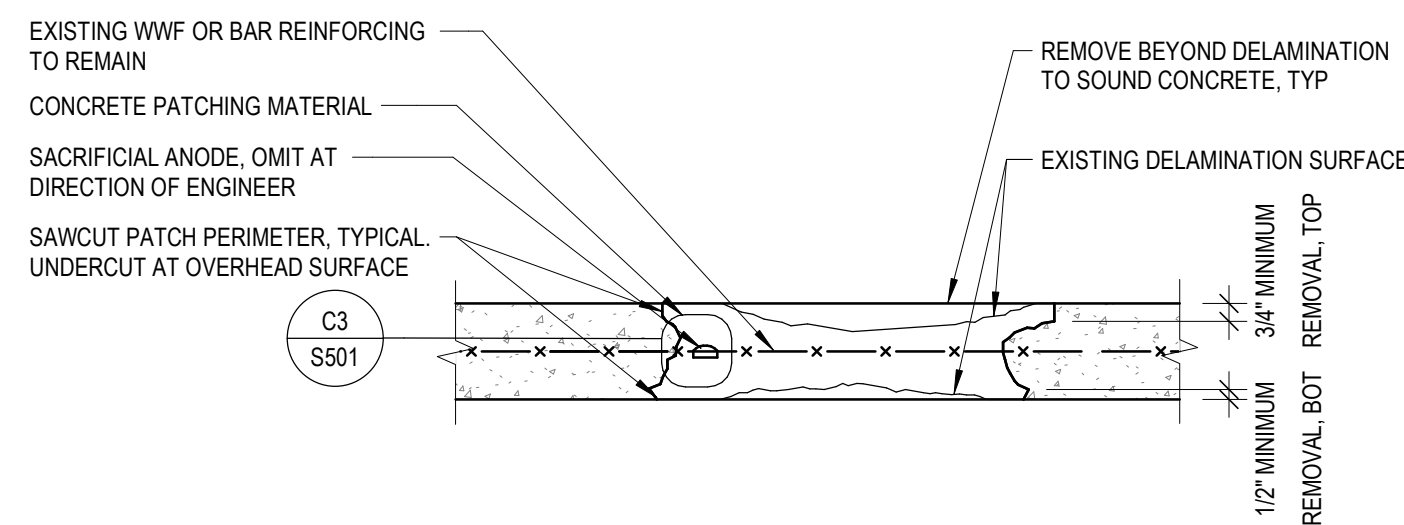
3/4" = 1'-0"

NOTE: FOR REMOVAL OF MORE THAN 1" OF CONCRETE, SCAN FOR AND AVOID TENDONS OF POST-TENSIONED SLABS AT SSCO (L4-L6), OC (ALL STRUCTURAL LEVELS), SSF (L1-L2), AND CSN (ALL STRUCTURAL LEVELS) PRIOR TO REMOVAL.



B4 TYPICAL TOPSIDE SPALL REPAIR

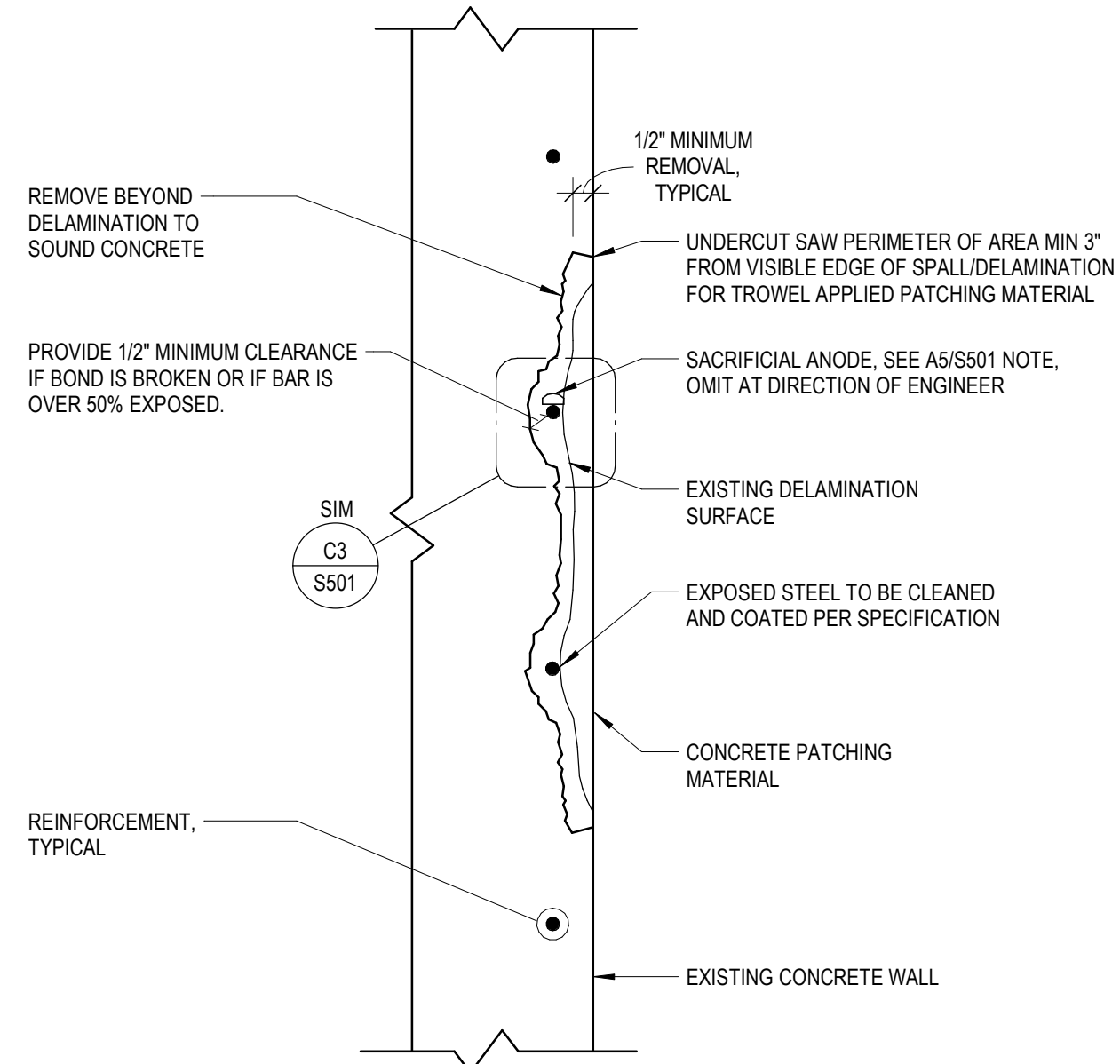
1 1/2" = 1'-0"



NOTE: ADDITIONAL REINFORCING AND DETAILING TO BE PROVIDED WHERE FULL-DEPTH SPALL OCCURS AS REQUIRED BY ENGINEER

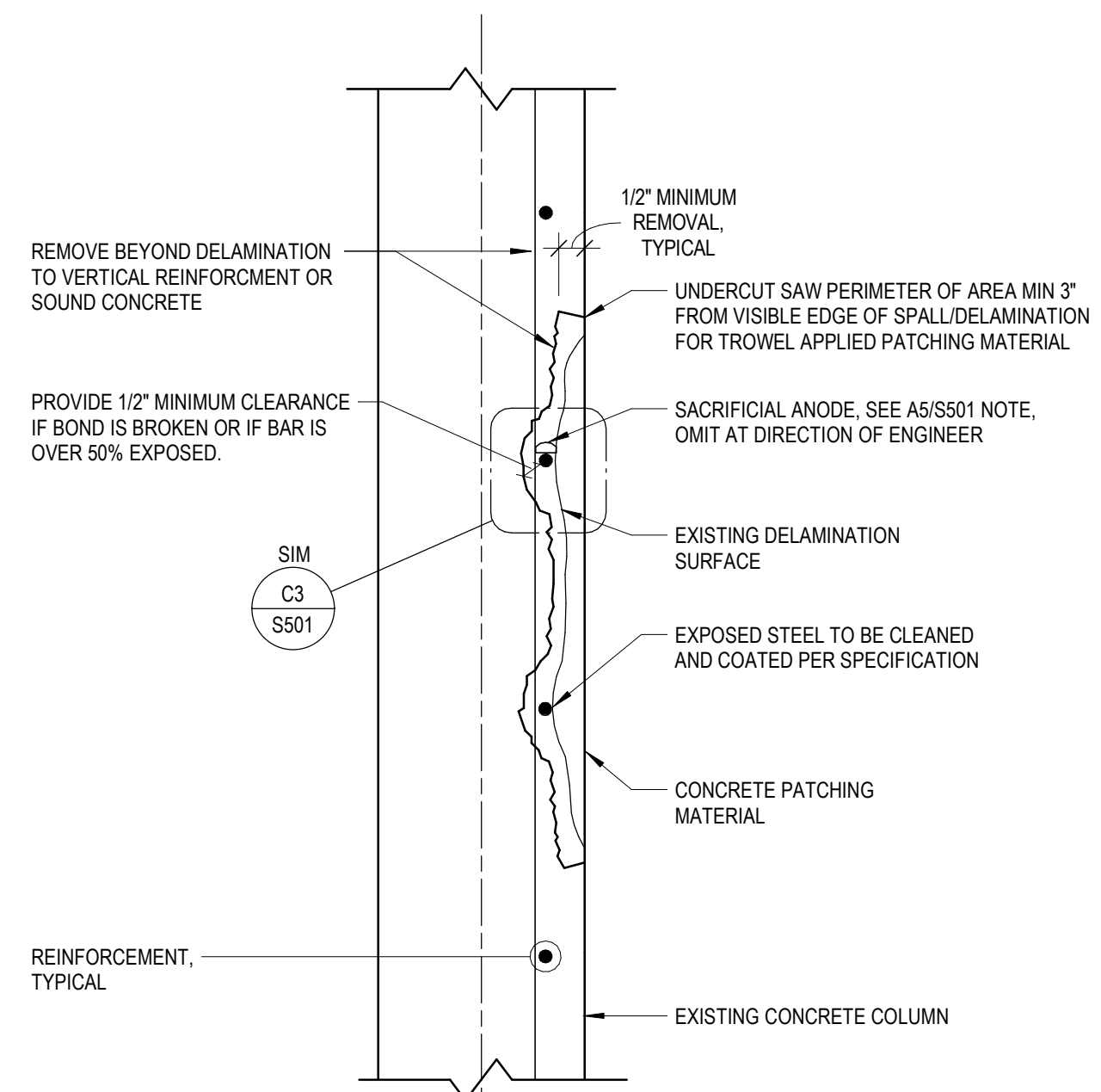
A1 FULL-DEPTH SPALL REPAIR

1 1/2" = 1'-0"



A3 TYPICAL CONCRETE WALL SPALL REPAIR

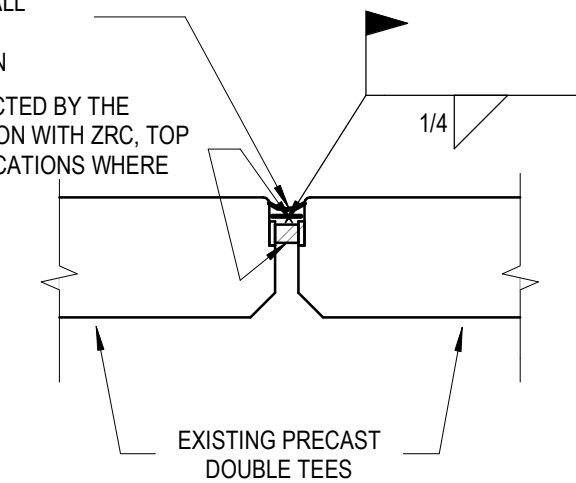
1 1/2" = 1'-0"



A4 TYPICAL COLUMN SPALL REPAIR

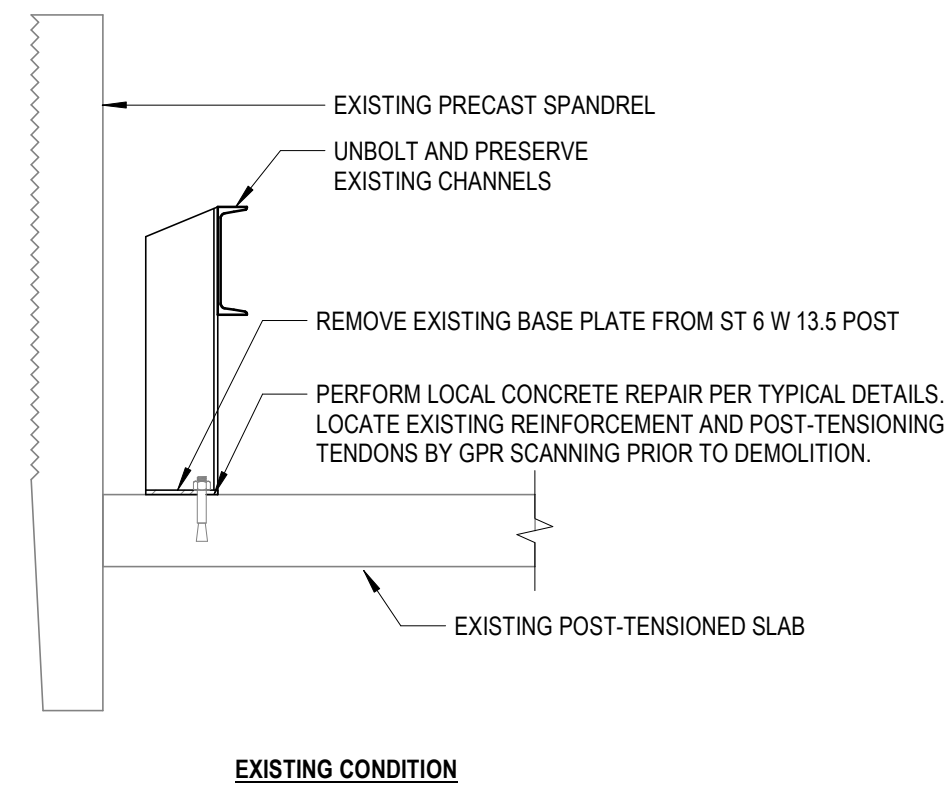
1 1/2" = 1'-0"

REMOVE AND REPLACE SEALANT ABOVE DOUBLE TEE CONNECTION FOR FULL LENGTH OF JOINT. INSTALL BOND BREAKER OVER EXISTING AND REPAIRED CONNECTIONS PRIOR TO SEALANT INSTALLATION
RE-WELD EXISTING PLATE OR REPLACE AS DIRECTED BY THE ENGINEER. CLEAN AND PAINT ENTIRE CONNECTION WITH ZRC. TOP AND BOTTOM. ENGINEER TO BE NOTIFIED OF LOCATIONS WHERE UNDERSIDE OF CONNECTOR IS INACCESSIBLE



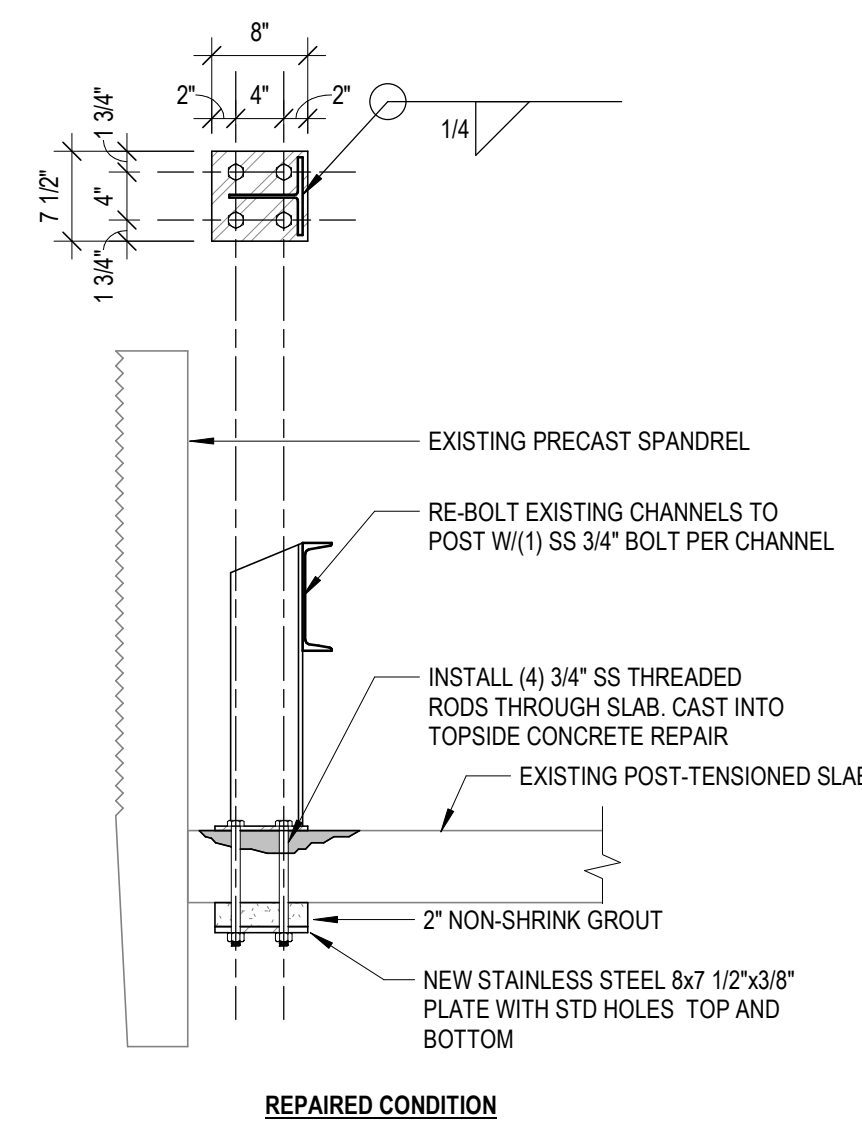
C4 PRECAST SHEAR CONNECTOR REPAIR

1 1/2" = 1'-0"

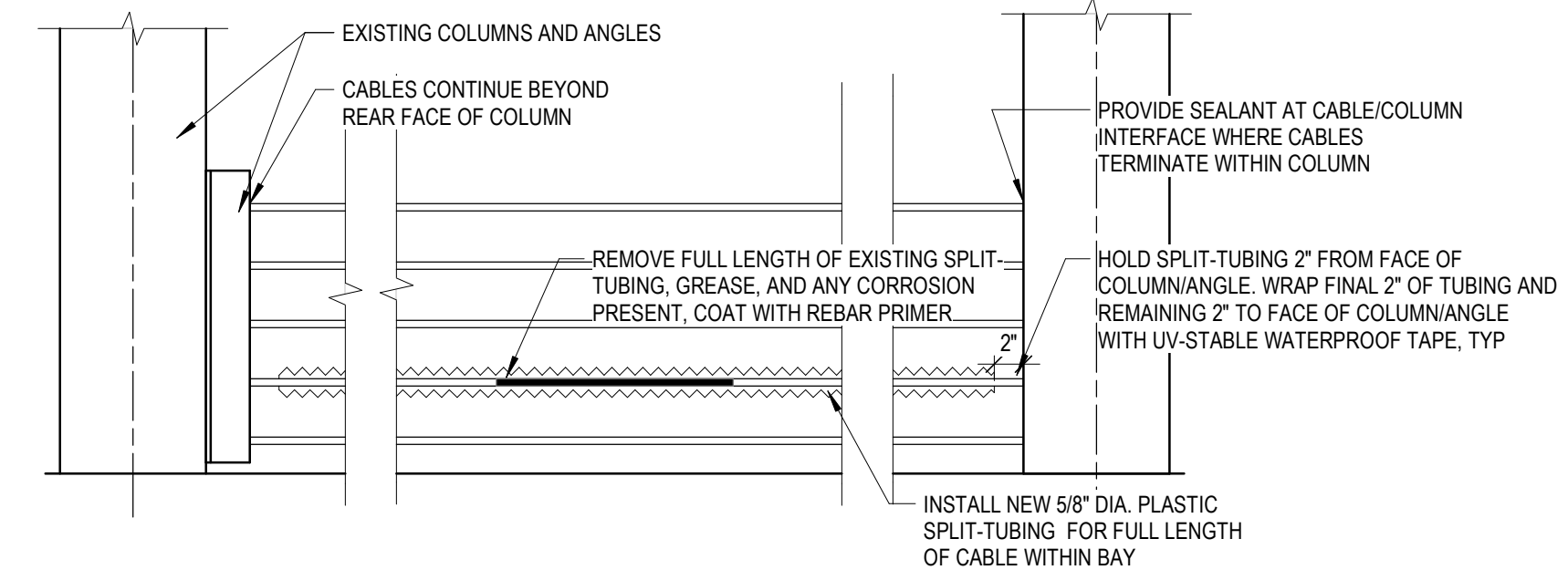


B2 BARRIER POST REPAIRS (CSN)

3/4" = 1'-0"

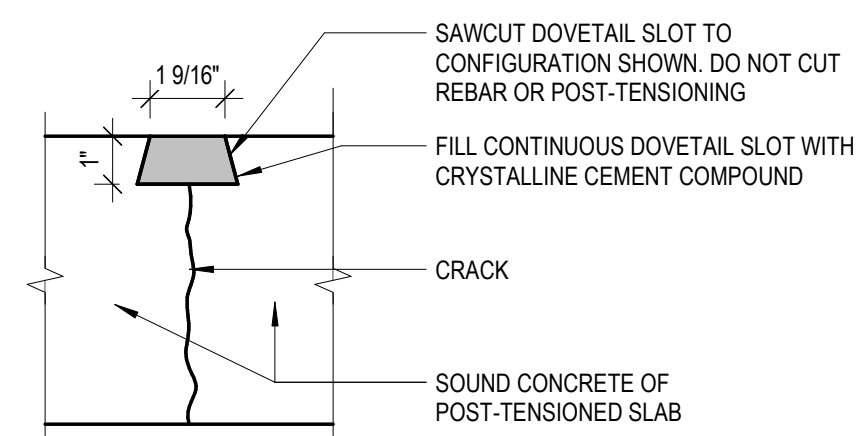


NOTE: STEEL TO BE PAINTED TO MATCH EXISTING BY PAY ITEM 25



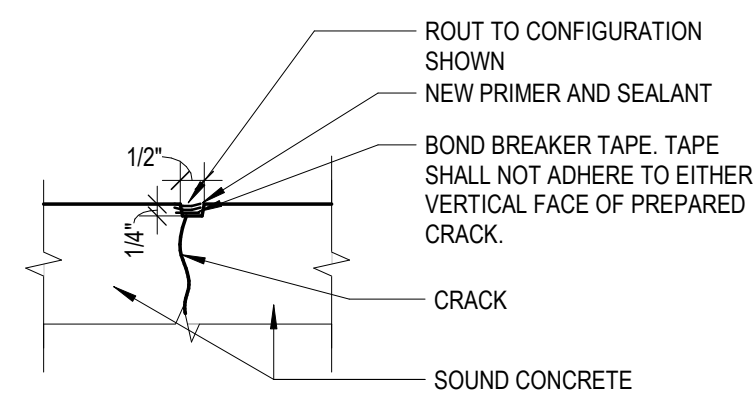
B4 BARRIER CABLE REPAIRS

1" = 1'-0"



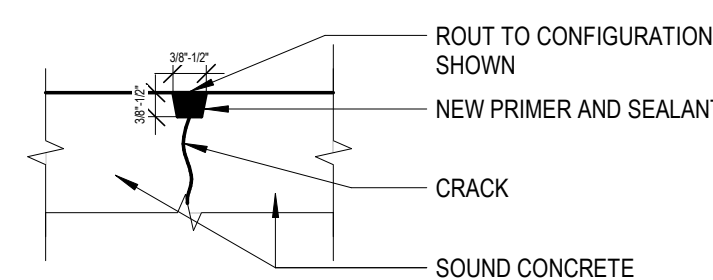
A2 SLOTTED SLAB CRACK REPAIR DETAIL

3" = 1'-0"



A3 ROUT AND SEAL WITH BOND BREAKER DETAIL

3" = 1'-0"



NOTE: CRACK WIDTH VARIES, DIMENSIONS SHOWN FOR PROPORTIONALITY REFERENCE

A4 TYPICAL ROUT AND SEAL DETAIL

3" = 1'-0"