



**BILL TO:**

**SHIP TO:**

**Phone**

**Phone**

**Email:**

**Fax**

QUOTE #	QUOTE NAME	PROJECT	JOB NAME	BID BY
700288	1431 SPAIGHT ST.	LANCE BROWNER		

LINE #	LINE TYPE	DESCRIPTION	QTY	U/M	NET PRICE	EXTENDED
100-1	WindowAndDoor	PK- 241	2	EA		7

Vinyl Superseal 8500 Premium Double Hung Operating 27.625 x 45.75

Custom: Frame Width = 27.625, Frame Height = 45.75, Sash Split = 50/50

Complete Unit

Frame Color = White, Interior Finish = White

Sash-Panel Color = White, Night Latches = Yes

Dual Insulated, Super Sun Blocker Low-E, Standard Bead

Hardware = Applied, Standard Hardware Type, Standard Handle, White, Lock-Keepers = 2-Locks, Window Opening Control Device

= No

Screen Option = Full Screen Applied, White, Fiberglass Mesh

Unit 1 Bottom: None

Unit 1 Top: Simulated Divided Lite, Colonial, 7/8", Exterior Grille

Color = White, White, w/spacer, 3W1H

No Nail Fin

3-1/4"

U-Factor = 0.31, SHGC = 0.18, CR = 53, VT = 0.41, CPD =

SPM-N-43-00068-00002, Energy Star Region = S

Premium Installation Kit = Yes

Non-Manufacturer Related =

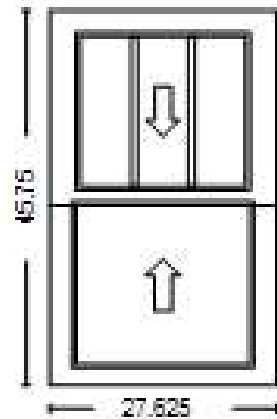
Unit 1: Lower Glass Width = 22.1875, Lower Glass Height =

20.28125, Upper Glass Width = 21.1875, Upper Glass Height =

19.28125

**Rough Opening:** 28.125" X 46.25"

**Overall Unit Size:** 27.625" X 45.75"



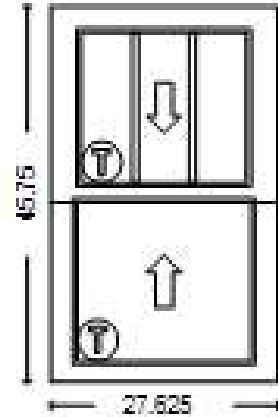
Room Location: 2ND FLR - MIDDLE RM

QUOTE #	QUOTE NAME	PROJECT	JOB NAME	BID BY
700288	1431 SPAIGHT ST.	LANCE BROWNER		

LINE #	LINE TYPE	DESCRIPTION	QTY	U/M	NET PRICE	EXTENDED
--------	-----------	-------------	-----	-----	-----------	----------

200-1	WindowAndDoor	PK- 241	2	EA		
-------	---------------	---------	---	----	--	--

Vinyl Superseal 8500 Premium Double Hung Operating 27.625 x 45.75  
 Custom: Frame Width = 27.625, Frame Height = 45.75, Sash Split = 50/50  
 Complete Unit  
 Frame Color = White, Interior Finish = White  
 Sash-Panel Color = White, Night Latches = Yes  
 Dual Insulated, Super Sun Blocker Low-E, Standard Bead,  
 Tempered Glass = Yes, both lites  
 Hardware = Applied, Standard Hardware Type, Standard Handle,  
 White, Lock-Keepers = 2-Locks, Window Opening Control Device = No  
 Screen Option = Full Screen Applied, White, Fiberglass Mesh  
 Unit 1 Bottom: None  
 Unit 1 Top: Simulated Divided Lite, Colonial, 7/8", Exterior Grille Color = White, White, w/spacer, 3W1H  
 No Nail Fin  
 3-1/4"  
 U-Factor = 0.31, SHGC = 0.18, CR = 53, VT = 0.41, CPD = SPM-N-43-00068-00002, Energy Star Region = S  
 Premium Installation Kit = Yes  
 Non-Manufacturer Related =  
 Unit 1: Lower Glass Width = 22.1875, Lower Glass Height = 20.28125, Upper Glass Width = 21.1875, Upper Glass Height = 19.28125



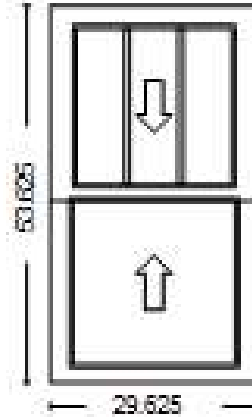
**Rough Opening:** 28.125" X 46.25"  
**Overall Unit Size:** 27.625" X 45.75"

Room Location: 2ND FLR - STAIRS  
 TEMP

QUOTE #	QUOTE NAME	PROJECT	JOB NAME	BID BY
700288	1431 SPAIGHT ST.	LANCE BROWNER		

LINE #	LINE TYPE	DESCRIPTION	QTY	U/M	NET PRICE	EXTENDED
300-1	WindowAndDoor	PK- 241	2	EA		

Vinyl Superseal 8500 Premium Double Hung Operating 29.625 x 53.625  
 Custom: Frame Width = 29.625, Frame Height = 53.625, Sash Split = 50/50  
 Complete Unit  
 Frame Color = White, Interior Finish = White  
 Sash-Panel Color = White, Night Latches = Yes  
 Dual Insulated, Super Sun Blocker Low-E, Standard Bead  
 Hardware = Applied, Standard Hardware Type, Standard Handle, White, Lock-Keepers = 2-Locks, Window Opening Control Device = No  
 Screen Option = Full Screen Applied, White, Fiberglass Mesh  
 Unit 1 Bottom: None  
 Unit 1 Top: Simulated Divided Lite, Colonial, 7/8", Exterior Grille Color = White, White, w/spacer, 3W1H  
 No Nail Fin  
 3-1/4"  
 U-Factor = 0.31, SHGC = 0.18, CR = 53, VT = 0.41, CPD = SPM-N-43-00068-00002, Energy Star Region = S  
 Premium Installation Kit = Yes  
 Non-Manufacturer Related =  
 Unit 1: Lower Glass Width = 24.1875, Lower Glass Height = 24.21875, Upper Glass Width = 23.1875, Upper Glass Height = 23.21875



**Rough Opening:** 30.125" X 54.125"

**Overall Unit Size:** 29.625" X 53.625"

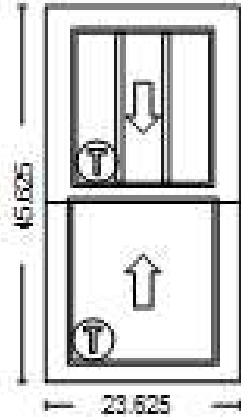
Room Location: 1ST FLR - BDRM 1

QUOTE #	QUOTE NAME	PROJECT	JOB NAME	BID BY
700288	1431 SPAIGHT ST.	LANCE BROWNER		

LINE #	LINE TYPE	DESCRIPTION	QTY	U/M	NET PRICE	EXTENDED
--------	-----------	-------------	-----	-----	-----------	----------

400-1	WindowAndDoor	PK- 241	1	EA		
-------	---------------	---------	---	----	--	--

Vinyl Superseal 8500 Premium Double Hung Operating 23.625 x 45.625  
 Custom: Frame Width = 23.625, Frame Height = 45.625, Sash Split = 50/50  
 Complete Unit  
 Frame Color = White, Interior Finish = White  
 Sash-Panel Color = White, Night Latches = Yes  
 Dual Insulated, Super Sun Blocker Low-E, Standard Bead, Standard Obscure, Tempered Glass = Yes, both lites  
 Hardware = Applied, Standard Hardware Type, Standard Handle, White, Lock-Keepers = 2-Locks, Window Opening Control Device = No  
 Screen Option = Full Screen Applied, White, Fiberglass Mesh  
 Unit 1 Bottom: None  
 Unit 1 Top: Simulated Divided Lite, Colonial, 7/8", Exterior Grille Color = White, White, w/spacer, 3W1H  
 No Nail Fin  
 3-1/4"  
 U-Factor = 0.31, SHGC = 0.18, CR = 53, VT = 0.41, CPD = SPM-N-43-00068-00002, Energy Star Region = S  
 Premium Installation Kit = Yes  
 Non-Manufacturer Related =  
 Unit 1: Lower Glass Width = 18.1875, Lower Glass Height = 20.21875, Upper Glass Width = 17.1875, Upper Glass Height = 19.21875



**Rough Opening:** 24.125" X 46.125"  
**Overall Unit Size:** 23.625" X 45.625"

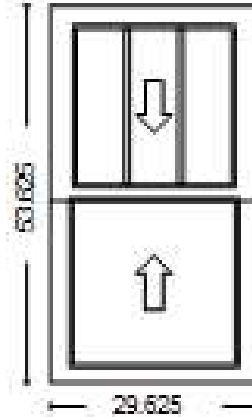
Room Location: 1ST FLR - BATH  
 TEMP

QUOTE #	QUOTE NAME	PROJECT	JOB NAME	BID BY
700288	1431 SPAIGHT ST.	LANCE BROWNER		

LINE #	LINE TYPE	DESCRIPTION	QTY	U/M	NET PRICE	EXTENDED
--------	-----------	-------------	-----	-----	-----------	----------

500-1	WindowAndDoor	PK- 241	2	EA		
-------	---------------	---------	---	----	--	--

Vinyl Superseal 8500 Premium Double Hung Operating 29.625 x 53.625  
 Custom: Frame Width = 29.625, Frame Height = 53.625, Sash Split = 50/50  
 Complete Unit  
 Frame Color = White, Interior Finish = White  
 Sash-Panel Color = White, Night Latches = Yes  
 Dual Insulated, Super Sun Blocker Low-E, Standard Bead  
 Hardware = Applied, Standard Hardware Type, Standard Handle, White, Lock-Keepers = 2-Locks, Window Opening Control Device = No  
 Screen Option = Full Screen Applied, White, Fiberglass Mesh  
 Unit 1 Bottom: None  
 Unit 1 Top: Simulated Divided Lite, Colonial, 7/8", Exterior Grille Color = White, White, w/spacer, 3W1H  
 No Nail Fin  
 3-1/4"  
 U-Factor = 0.31, SHGC = 0.18, CR = 53, VT = 0.41, CPD = SPM-N-43-00068-00002, Energy Star Region = S  
 Premium Installation Kit = Yes  
 Non-Manufacturer Related =  
 Unit 1: Lower Glass Width = 24.1875, Lower Glass Height = 24.21875, Upper Glass Width = 23.1875, Upper Glass Height = 23.21875



**Rough Opening:** 30.125" X 54.125"

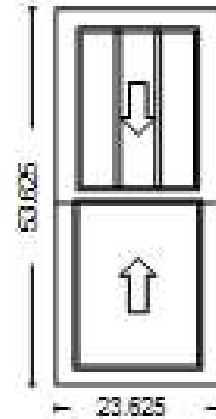
**Overall Unit Size:** 29.625" X 53.625"

Room Location: 1ST FLR - BDRM 2

LINE #	LINE TYPE	DESCRIPTION	QTY	U/M	NET PRICE	EXTENDED
--------	-----------	-------------	-----	-----	-----------	----------

600-1	WindowAndDoor	PK- 241	3	EA		
-------	---------------	---------	---	----	--	--

Vinyl Superseal 8500 Premium Double Hung Operating 23.625 x 53.625  
 Custom: Frame Width = 23.625, Frame Height = 53.625, Sash Split = 50/50  
 Complete Unit  
 Frame Color = White, Interior Finish = White  
 Sash-Panel Color = White, Night Latches = Yes  
 Dual Insulated, Super Sun Blocker Low-E, Standard Bead  
 Hardware = Applied, Standard Hardware Type, Standard Handle, White, Lock-Keepers = 2-Locks, Window Opening Control Device = No  
 Screen Option = Full Screen Applied, White, Fiberglass Mesh  
 Unit 1 Bottom: None  
 Unit 1 Top: Simulated Divided Lite, Colonial, 7/8", Exterior Grille Color = White, White, w/spacer, 3W1H  
 No Nail Fin  
 3-1/4"  
 U-Factor = 0.31, SHGC = 0.18, CR = 53, VT = 0.41, CPD = SPM-N-43-00068-00002, Energy Star Region = S  
 Premium Installation Kit = Yes  
 Non-Manufacturer Related =  
 Unit 1: Lower Glass Width = 18.1875, Lower Glass Height = 24.21875, Upper Glass Width = 17.1875, Upper Glass Height = 23.21875



**Rough Opening:** 24.125" X 54.125"

**Overall Unit Size:** 23.625" X 53.625"

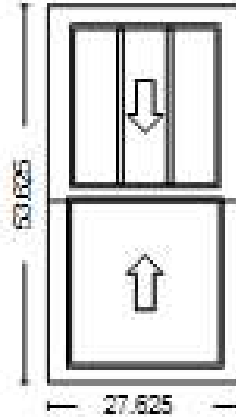
Room Location: 1ST FLR - LVG RM W/SDL

QUOTE #	QUOTE NAME	PROJECT	JOB NAME	BID BY
700288	1431 SPAIGHT ST.	LANCE BROWNER		

LINE #	LINE TYPE	DESCRIPTION	QTY	U/M	NET PRICE	EXTENDED
--------	-----------	-------------	-----	-----	-----------	----------

700-1	WindowAndDoor	PK- 241	2	EA		
-------	---------------	---------	---	----	--	--

Vinyl Superseal 8500 Premium Double Hung Operating 27.625 x 53.625  
 Custom: Frame Width = 27.625, Frame Height = 53.625, Sash Split = 50/50  
 Complete Unit  
 Frame Color = White, Interior Finish = White  
 Sash-Panel Color = White, Night Latches = Yes  
 Dual Insulated, Super Sun Blocker Low-E, Standard Bead  
 Hardware = Applied, Standard Hardware Type, Standard Handle, White, Lock-Keepers = 2-Locks, Window Opening Control Device = No  
 Screen Option = Full Screen Applied, White, Fiberglass Mesh  
 Unit 1 Bottom: None  
 Unit 1 Top: Simulated Divided Lite, Colonial, 7/8", Exterior Grille Color = White, White, w/spacer, 3W1H  
 No Nail Fin  
 3-1/4"  
 U-Factor = 0.31, SHGC = 0.18, CR = 53, VT = 0.41, CPD = SPM-N-43-00068-00002, Energy Star Region = S  
 Premium Installation Kit = Yes  
 Non-Manufacturer Related =  
 Unit 1: Lower Glass Width = 22.1875, Lower Glass Height = 24.21875, Upper Glass Width = 21.1875, Upper Glass Height = 23.21875



**Rough Opening:** 28.125" X 54.125"

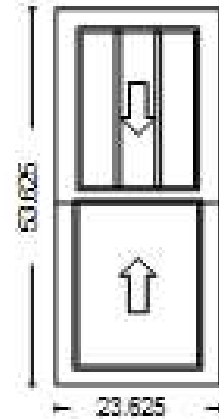
**Overall Unit Size:** 27.625" X 53.625"

Room Location: 1ST FLR - DINING

LINE #	LINE TYPE	DESCRIPTION	QTY	U/M	NET PRICE	EXTENDED
--------	-----------	-------------	-----	-----	-----------	----------

800-1	WindowAndDoor	PK- 241	3	EA		
-------	---------------	---------	---	----	--	--

Vinyl Superseal 8500 Premium Double Hung Operating 23.625 x 53.625  
 Custom: Frame Width = 23.625, Frame Height = 53.625, Sash Split = 50/50  
 Complete Unit  
 Frame Color = White, Interior Finish = White  
 Sash-Panel Color = White, Night Latches = Yes  
 Dual Insulated, Super Sun Blocker Low-E, Standard Bead  
 Hardware = Applied, Standard Hardware Type, Standard Handle, White, Lock-Keepers = 2-Locks, Window Opening Control Device = No  
 Screen Option = Full Screen Applied, White, Fiberglass Mesh  
 Unit 1 Bottom: None  
 Unit 1 Top: Simulated Divided Lite, Colonial, 7/8", Exterior Grille Color = White, White, w/spacer, 3W1H  
 No Nail Fin  
 3-1/4"  
 U-Factor = 0.31, SHGC = 0.18, CR = 53, VT = 0.41, CPD = SPM-N-43-00068-00002, Energy Star Region = S  
 Premium Installation Kit = Yes  
 Non-Manufacturer Related =  
 Unit 1: Lower Glass Width = 18.1875, Lower Glass Height = 24.21875, Upper Glass Width = 17.1875, Upper Glass Height = 23.21875



**Rough Opening:** 24.125" X 54.125"

**Overall Unit Size:** 23.625" X 53.625"

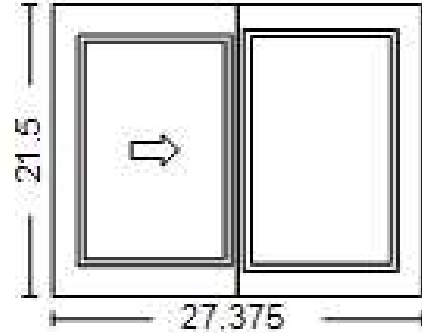
Room Location: 1ST FLR - DINING

QUOTE #	QUOTE NAME	PROJECT	JOB NAME	BID BY
700288	1431 SPAIGHT ST.	LANCE BROWNER		

LINE #	LINE TYPE	DESCRIPTION	QTY	U/M	NET PRICE	EXTENDED
--------	-----------	-------------	-----	-----	-----------	----------

900-1	WindowAndDoor	PK- 241	7	EA		
-------	---------------	---------	---	----	--	--

Vinyl Superseal 8500 Builders Single Slider Left/Fixed 27.375 x 21.5  
 Custom: Frame Width = 27.375, Frame Height = 21.5, Sash Split = 50/50  
 Complete Unit, DP Rating = Standard  
 Frame Color = White, Interior Finish = White  
 Sash-Panel Color = White  
 Dual Insulated, Low-E, Standard Bead, Spacer Channel = Standard Intercept Spacer  
 Hardware = Applied, Standard Hardware Type, Standard Handle, White, Lock-Keepers = 1-Lock  
 Screen Option = Half Screen Applied, White, Fiberglass Mesh  
 No Nail Fin  
 2-1/4"  
 U-Factor = 0.31, SHGC = 0.33, CR = 52, VT = 0.57, CPD = SPM-N-41-00097-00001  
 Non-Manufacturer Related =  
 Unit 1: Left Glass Width = 11.375, Left Glass Height = 17.0625, Right Glass Width = 11.375, Right Glass Height = 17.8125



**Rough Opening:** 27.875" X 22"

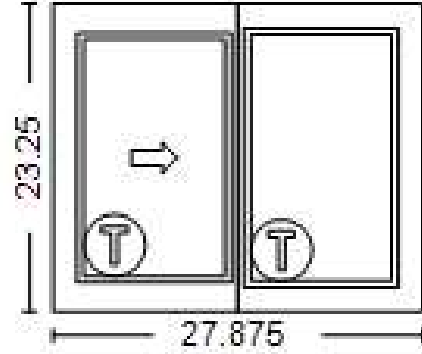
**Overall Unit Size:** 27.375" X 21.5"

Room Location: LOWER LEVEL

LINE #	LINE TYPE	DESCRIPTION	QTY	U/M	NET PRICE	EXTENDED
--------	-----------	-------------	-----	-----	-----------	----------

1000-1	WindowAndDoor	PK- 241	1	EA		
--------	---------------	---------	---	----	--	--

Vinyl Superseal 8500 Builders Single Slider Left/Fixed 27.875 x 23.25  
 Custom: Frame Width = 27.875, Frame Height = 23.25, Sash Split = 50/50  
 Complete Unit, DP Rating = Standard  
 Frame Color = White, Interior Finish = White  
 Sash-Panel Color = White  
 Dual Insulated, Super Sun Blocker Low-E, Standard Bead, Tempered Glass = Yes  
 Hardware = Applied, Standard Hardware Type, Standard Handle, White, Lock-Keepers = 1-Lock  
 Screen Option = Half Screen Applied, White, Fiberglass Mesh  
 No Nail Fin  
 2-1/4"  
 U-Factor = 0.31, SHGC = 0.22, CR = 53, VT = 0.5, CPD = SPM-N-41-00052-00001, Energy Star Region = S  
 Non-Manufacturer Related =  
 Unit 1: Left Glass Width = 11.625, Left Glass Height = 18.8125, Right Glass Width = 11.625, Right Glass Height = 19.5625



**Rough Opening:** 28.375" X 23.75"

**Overall Unit Size:** 27.875" X 23.25"

Room Location: LOWER LEVEL - BATH TEMP

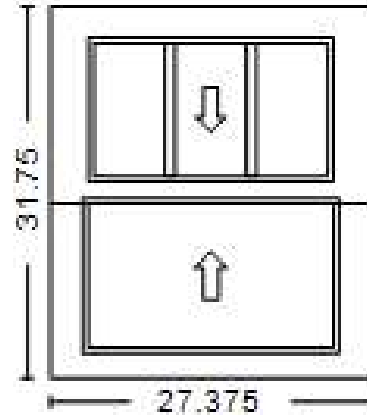
\* All drawings are viewed from exterior of window.

QUOTE #	QUOTE NAME	PROJECT	JOB NAME	BID BY
700288	1431 SPAIGHT ST.	LANCE BROWNER		

LINE #	LINE TYPE	DESCRIPTION	QTY	U/M	NET PRICE	EXTENDED
--------	-----------	-------------	-----	-----	-----------	----------

1100-1	WindowAndDoor	PK- 241	1	EA		
--------	---------------	---------	---	----	--	--

Vinyl Superseal 8500 Premium Double Hung Operating 27.375 x 31.75  
 Custom: Frame Width = 27.375, Frame Height = 31.75, Sash Split = 50/50  
 Complete Unit  
 Frame Color = White, Interior Finish = White  
 Sash-Panel Color = White, Night Latches = Yes  
 Dual Insulated, Super Sun Blocker Low-E, Standard Bead  
 Hardware = Applied, Standard Hardware Type, Standard Handle, White, Lock-Keepers = 2-Locks, Window Opening Control Device = No  
 Screen Option = Full Screen Applied, White, Fiberglass Mesh  
 Unit 1 Bottom: None  
 Unit 1 Top: Simulated Divided Lite, Colonial, 7/8", Exterior Grille Color = White, White, w/spacer, 3W1H  
 No Nail Fin  
 3-1/4"  
 U-Factor = 0.31, SHGC = 0.18, CR = 53, VT = 0.41, CPD = SPM-N-43-00068-00002, Energy Star Region = S  
 Premium Installation Kit = Yes  
 Non-Manufacturer Related =  
 Unit 1: Lower Glass Width = 21.9375, Lower Glass Height = 13.28125, Upper Glass Width = 20.9375, Upper Glass Height = 12.28125



**Rough Opening:** 27.875" X 32.25"

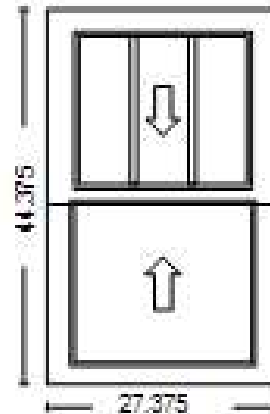
**Overall Unit Size:** 27.375" X 31.75"

Room Location: KITCHEN

LINE #	LINE TYPE	DESCRIPTION	QTY	U/M	NET PRICE	EXTENDED
--------	-----------	-------------	-----	-----	-----------	----------

1200-1	WindowAndDoor	PK- 241	1	EA		0
--------	---------------	---------	---	----	--	---

Vinyl Superseal 8500 Premium Double Hung Operating 27.375 x 44.375  
 Custom: Frame Width = 27.375, Frame Height = 44.375, Sash Split = 50/50  
 Complete Unit  
 Frame Color = White, Interior Finish = White  
 Sash-Panel Color = White, Night Latches = Yes  
 Dual Insulated, Super Sun Blocker Low-E, Standard Bead  
 Hardware = Applied, Standard Hardware Type, Standard Handle, White, Lock-Keepers = 2-Locks, Window Opening Control Device = No  
 Screen Option = Full Screen Applied, White, Fiberglass Mesh  
 Unit 1 Bottom: None  
 Unit 1 Top: Simulated Divided Lite, Colonial, 7/8", Exterior Grille Color = White, White, w/spacer, 3W1H  
 No Nail Fin  
 3-1/4"  
 U-Factor = 0.31, SHGC = 0.18, CR = 53, VT = 0.41, CPD = SPM-N-43-00068-00002, Energy Star Region = S  
 Premium Installation Kit = Yes  
 Non-Manufacturer Related =  
 Unit 1: Lower Glass Width = 21.9375, Lower Glass Height = 19.59375, Upper Glass Width = 20.9375, Upper Glass Height = 18.59375



**Rough Opening:** 27.875" X 44.875"

**Overall Unit Size:** 27.375" X 44.375"

Room Location: KITCHEN



QUOTE #	QUOTE NAME	PROJECT	JOB NAME	BID BY
700288	1431 SPAIGHT ST.	LANCE BROWNER		

PROJECT	QUOTE	PO Number
LANCE BROWNER	1431 SPAIGHT ST.	
Comments:		

SUB-TOTAL:		
LABOR:		\$0.00
FREIGHT:		\$0.00
SALES TAX:		
TOTAL:		

#### COMPANY

Unless otherwise noted on the line item, this product is covered under a Sierra Pacific Windows limited warranty. Please see your dealer, the Websites ([www.Hurd.com](http://www.Hurd.com), [www.supersealwindows.com](http://www.supersealwindows.com)) or our marketing literature for a copy of the applicable limited warranty for specific language, limitations and exclusions.

The pricing on this Quote is valid for 30 days and not intended to be used as a final Invoice. The Quote does not include charges for Shop Drawings.

Sierra Pacific offers a variety of wood species produced in combinations of solid and veneer-wrapped wood parts that have varying grain patterns. Wood characteristics also vary due to the species of the wood. The combination of these items could result in color variations of the finished stained products. Outswing Doors will have a complementary species of wood threshold.

#### RATINGS

Oversized units and certain mulled/stacked configurations have not been tested and therefore have no design pressure (DP) rating. Job-specific engineering analysis may be available for these non-rated units. Please contact your DST group to determine available options for non-tested product. A complete list of tested products is available at [www.hurd.com](http://www.hurd.com).

The Transcend H3 products do not have a DP rating.

If units are being installed in an area requiring specific DP ratings, the unit must be installed in the exact manner tested, as shown in our certified installation details. These details can be found on the Florida Building Code website at [www.floridabuilding.org](http://www.floridabuilding.org) or can be obtained by contacting Sierra Pacific's Architectural Services Department at 800-433-4873 ext. 3500.

Recent building code changes require the addition of limiting devices on any operating unit installed where the finished clear opening of the unit is within 24" of the floor and is more than 72" above the finished grade or other surface below the window. Please check with your local building department to determine if this code is a requirement in your jurisdiction and order units accordingly.

**We Appreciate Your Business!**