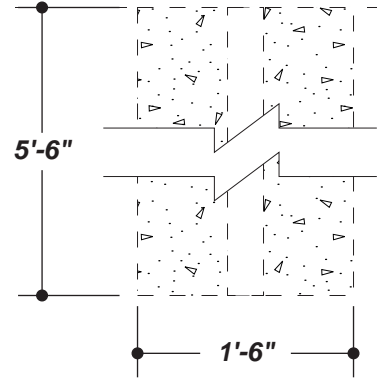


*POLE COVER SET INTO GROUND DUE TO GRADE



THESE ARE THE KEY ASSUMPTIONS THAT HAVE BEEN USED IN CALCULATING THE STRUCTURAL SUPPORT FOR YOUR SIGN:

- Centroid Height: 2.920 ft
- Sign Area: 46.200 sq ft
- Number of Support Columns: 1
- Steel type: new
- Wind Pressure: 30.000 lbs/ sq ft
- Section Modulus: 1.619 per column
- Schedule 40 pipe (inches,ROUND): 3.000 each column
- Caisson type: Circular
- Base Diameter/Width: 1.500 ft
- Vert. Bearing Soil Pressure: 1500
- Lateral Bearing Soil Pressure: 150
- Footing Depth: 5.500 ft per column
- Valid Footing Diameter: 1.500 ft per column
- Concrete Yards: 0.351 yards total

IF SOIL OR DIGGING CONDITIONS VARY FROM THESE ASSUMPTIONS, INCREMENTAL CHARGES MAY BE NECESSARY. PLEASE NOTIFY SIGN PRODUCTIONS IF YOU PREFER TO PAY FOR SOIL TESTS THAT WILL VERIFY YOUR CONDITIONS PRIOR TO INSTALLATION OF YOUR SIGN.

JOB DESCRIPTION
D/F ILLUMINATED EXTERIOR MONUMENT SIGN

A) FABRICATE CABINET WITH 1 1/2" TUBE FRAME AND ALUMINUM. FACE WITH ROUTED ALUMINUM BACKED WITH WHITE ACRYLIC WITH APPLIED VINYL. ILLUMINATE WITH WHITE LEDs. PAINT.

B) 34mm GRAYSCALE 256 SERIES ELECTRONIC MESSAGE CENTER WITH 16x64 MATRIX WITH RED LEDs WITH R/F TRANSMITTING CAPABILITIES.

C) PAINTED ALUMINUM TOP CAP

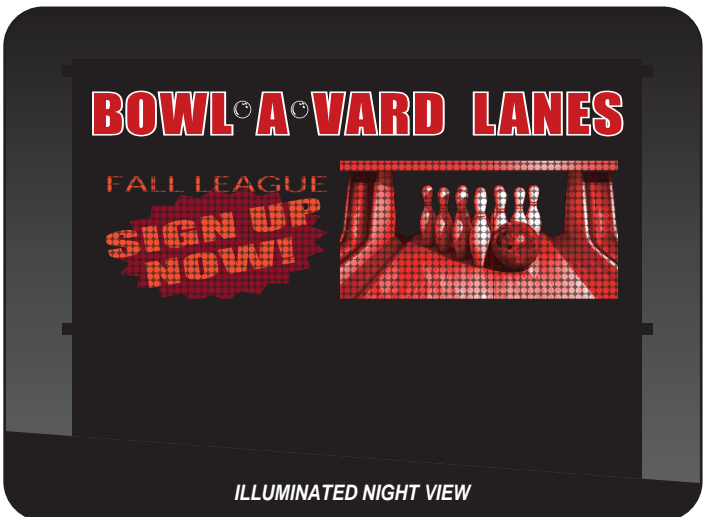
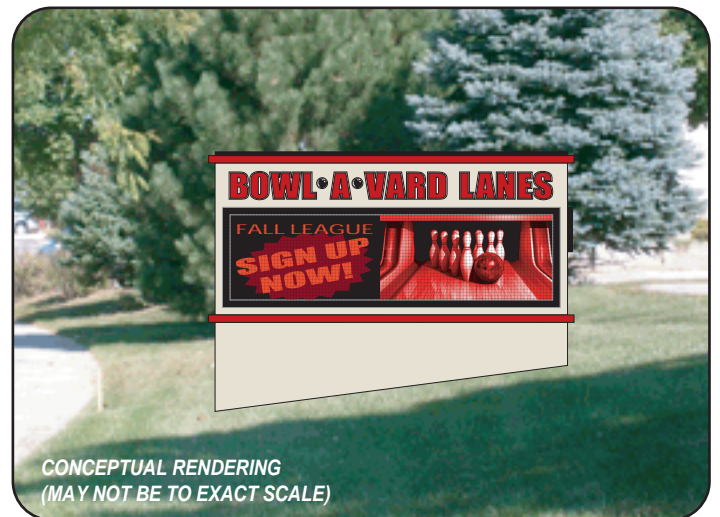
D) PAINTED ALUMINUM SILL CAPS

E) FABRICATE POLE COVER WITH TUBE FRAME AND ALUMINUM. PAINT.




INSTALL PER DETAILS. PART OF POLE COVER WILL INSET IN GROUND DUE TO GRADE. ELECTRICIAN TO RUN LEAD TO SIGN - GRANT TO MAKE FINAL CONNECTIONS.

R1: 10.21.08 • JER • ADDED R/F TRANSMITTING CAPABILITIES TO SIGN.

Exhibit A



TOTAL SQ. FT. OF SIGNAGE: 32 sq. ft. VIEWING DISTANCE OF PRIMARY SIGN COPY : 338 ft.

3630-53 CARDINAL RED (PAINT & VINYL) 
 7725-12 BLACK (VINYL) 
 PANTONE 7528 C (PAINT) 

UNLESS OTHERWISE SPECIFIED:
 • ALL FLUORESCENT LAMPS WILL BE T12-CW-HO LAMPS. • ALL BALLASTS WILL BE COLD START ALL-WEATHER BALLASTS. • ALL NEON TRANSFORMERS WILL BE 30 MILLIAMPS. • 120V PRIMARY POWER TO SIGNS WILL BE BY OTHERS. • ALL DATA LINES TO ELECTRONIC SIGNAGE WILL BE BY OTHERS. • ALL PAINT COLORS WILL BE SEMI-GLOSS FINISH.

THIS IS AN ORIGINAL COMPUTER GENERATED COLOR PRINT. COLORS REPRESENTED ON THIS PRINT MAY NOT MATCH THE PMS CHIP, VINYL OR PAINT COLORS EXACTLY. IT IS TO BE VIEWED AS A REPRESENTATION ONLY. ALL DESIGNS & SPECIFICATIONS ARE THE SOLE PROPERTY OF SIGN PRODUCTIONS, INC. THEY ARE ONLY FOR THE CUSTOMERS USE IN CONNECTION WITH A PROPOSED PROJECT. ARTWORK AND PRINTED MATERIAL ARE NOT TO BE USED BY ANYONE OUTSIDE OF YOUR ORGANIZATION, NOR IS IT TO BE REPRODUCED, COPIED OR EXHIBITED IN ANY FORM WITHOUT THE CONSENT OF SIGN PRODUCTIONS, INC.

© COPYRIGHT 2008 BY GRANT SIGNS. 5119 - Terminal Dr. McFarland, Wisconsin 53558 • 608-838-7794

DESIGN APPROVED BY:
 AUTHORIZED SIGNATURE _____
 DATE _____

