


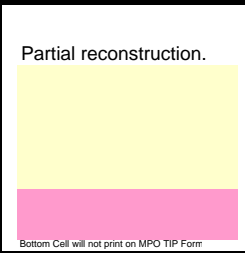
2009 TIP		Current and Projected Revenues		Proposed Capital Budget 2009		Comments
Allied Area Revitalization Phase II Street Project Const Year 2009 Length (mi) 0.28 Design \$0 Real Estate \$0 Construction \$0 Total Cost \$0	1	2007 And Prior Revenues	\$0	Federal		Construct Gene Parks Place, Revival Ridge, Costs shown in the Planning Budget.
		2008 Revenues	\$0	State		
		2009 Projected Revenues	\$0	Dane Co		
		2010 Projected Revenues	\$0	Munci		
		2011 Projected Revenues	\$0	TIF		
		2012 Projected Revenues	\$0	Assess		
		2013 Projected Revenues	\$0	Other		
		2014 Projected Revenues	\$0	GO		
		Total Revenues	\$0	Total		
		Bottom Cell will not print on MPO TIP Form				
Anderson Street Hoffman St to Grim St Const Year Not Sched Length (mi) 0.76 Arterial Design \$270,000 Real Estate \$0 Construction \$2,730,000 Total Cost \$3,000,000		2007 And Prior Revenues	\$0	Federal		Reconstruct to 4 lanes with bike lanes.
		2008 Revenues	\$0	State		
		2009 Projected Revenues	\$0	Dane Co		
		2010 Projected Revenues	\$0	Munci		
		2011 Projected Revenues	\$0	TIF		
		2012 Projected Revenues	\$0	Assess		
		2013 Projected Revenues	\$0	Other		
		2014 Projected Revenues	\$0	GO		
		Total Revenues	\$0	Total		
		Bottom Cell will not print on MPO TIP Form				
Anderson Street Wright St to 700 feet east Const Year Not Sched Length (mi) 0.13 Arterial Design \$10,000 Real Estate \$0 Construction \$90,000 Total Cost \$100,000		2007 And Prior Revenues	\$0	Federal		Add bike lanes by widening to the south. Assumes right of way is dedicated.
		2008 Revenues	\$0	State		
		2009 Projected Revenues	\$0	Dane Co		
		2010 Projected Revenues	\$0	Munci		
		2011 Projected Revenues	\$0	TIF		
		2012 Projected Revenues	\$0	Assess		
		2013 Projected Revenues	\$0	Other		
		2014 Projected Revenues	\$0	GO		
		Total Revenues	\$0	Total		
		Bottom Cell will not print on MPO TIP Form				
Atwood Ave Fair Oaks Avenue Int Const Year 2010 Length (mi) 0.06 Arterial Design \$30,000 Real Estate \$0 Construction \$320,000 Total Cost \$350,000	2	2007 And Prior Revenues	\$0	Federal		Concrete Pavement Replacement
		2008 Revenues	\$0	State		
		2009 Projected Revenues	\$0	Dane Co		
		2010 Projected Revenues	\$350,000	Munci		
		2011 Projected Revenues	\$0	TIF		
		2012 Projected Revenues	\$0	Assess		
		2013 Projected Revenues	\$0	Other		
		2014 Projected Revenues	\$0	GO		
		Total Revenues	\$350,000	Total		
		Bottom Cell will not print on MPO TIP Form				
Atwood Ave Fair Oaks to 500' E of Oakridge Const Year 2014 Length (mi) 0.32 Arterial Design \$120,000 Real Estate \$0 Construction \$1,220,000 Total Cost \$1,340,000	3	2007 And Prior Revenues	\$0	Federal		Concrete Pavement Replacement Construct in 2014
		2008 Revenues	\$0	State		
		2009 Projected Revenues	\$0	Dane Co		
		2010 Projected Revenues	\$0	Munci		
		2011 Projected Revenues	\$0	TIF		
		2012 Projected Revenues	\$0	Assess		
		2013 Projected Revenues	\$0	Other		
		2014 Projected Revenues	\$1,340,000	GO		
		Total Revenues	\$1,340,000	Total		
		Bottom Cell will not print on MPO TIP Form				
Bartilon Drive Portage Rd to Exist Bartilon Dr Const Year 2011 Length (mi) 0.54 Design \$0 Real Estate \$0 Construction \$0 Total Cost \$0	4	2007 And Prior Revenues	\$0	Federal		WDOT to construct new street. Construction in 2010 and 2011.
		2008 Revenues	\$0	State		
		2009 Projected Revenues	\$0	Dane Co		
		2010 Projected Revenues	\$0	Munci		
		2011 Projected Revenues	\$0	TIF		
		2012 Projected Revenues	\$0	Assess		
		2013 Projected Revenues	\$0	Other		
		2014 Projected Revenues	\$0	GO		
		Total Revenues	\$0	Total		
		Bottom Cell will not print on MPO TIP Form				

2009 TIP		Current and Projected Revenues		Proposed Capital Budget	Comments	
				2009		
Beltline Hwy, W US 12/14/18/151 Fish Hatchery Rd Interchange Const Year 2009 Length (mi) 0.00 Arterial Design \$0 Real Estate \$0 Construction \$0 Total Cost \$0	5	2007 And Prior Revenues	\$0	Federal	Ramp Improvements Phase I WDOT project, no City of Madison Funds Anticipated. <small>Bottom Cell will not print on MPO TIP Form</small>	
		2008 Revenues	\$0	State		
		2009 Projected Revenues	\$0	Dane Co		
		2010 Projected Revenues	\$0	Munci		
		2011 Projected Revenues	\$0	TIF		
		2012 Projected Revenues	\$0	Assess		
		2013 Projected Revenues	\$0	Other		
		2014 Projected Revenues	\$0	GO		
		Total Revenues	\$0	Total		
Beltline Hwy, W US 12/14/18/151 Fish Hatchery Rd Interchange Const Year 2012 Length (mi) 0.00 Arterial Design \$0 Real Estate \$0 Construction \$0 Total Cost \$0	6	2007 And Prior Revenues	\$0	Federal	Ramp improvements phase II WDOT project, no City of Madison Funds Anticipated. <small>Bottom Cell will not print on MPO TIP Form</small>	
		2008 Revenues	\$0	State		
		2009 Projected Revenues	\$0	Dane Co		
		2010 Projected Revenues	\$0	Munci		
		2011 Projected Revenues	\$0	TIF		
		2012 Projected Revenues	\$0	Assess		
		2013 Projected Revenues	\$0	Other		
		2014 Projected Revenues	\$0	GO		
		Total Revenues	\$0	Total		
Beltline Hwy, W US 12/14/18/151 Park Street Interchange Const Year 2010 Length (mi) 0.00 Arterial Design \$0 Real Estate \$0 Construction \$0 Total Cost \$0	7	2007 And Prior Revenues	\$0	Federal	Ramp Improvements Phase II WDOT project, no City of Madison Funds Anticipated. <small>Bottom Cell will not print on MPO TIP Form</small>	
		2008 Revenues	\$0	State		
		2009 Projected Revenues	\$0	Dane Co		
		2010 Projected Revenues	\$0	Munci		
		2011 Projected Revenues	\$0	TIF		
		2012 Projected Revenues	\$0	Assess		
		2013 Projected Revenues	\$0	Other		
		2014 Projected Revenues	\$0	GO		
		Total Revenues	\$0	Total		
Blackhawk Road West City Limit to Pleasant View Const Year 2009 Length (mi) 1.17 Design \$50,000 Real Estate \$0 Construction \$530,000 Total Cost \$580,000	8	2007 And Prior Revenues	\$0	Federal	Widen to include bike lanes and resurface <small>Bottom Cell will not print on MPO TIP Form</small>	
		2008 Revenues	\$0	State		
		2009 Projected Revenues	\$580,000	Dane Co		
		2010 Projected Revenues	\$0	Munci		\$290,000
		2011 Projected Revenues	\$0	TIF		
		2012 Projected Revenues	\$0	Assess		
		2013 Projected Revenues	\$0	Other		
		2014 Projected Revenues	\$0	GO		\$290,000
		Total Revenues	\$580,000	Total		\$580,000
Blair St Washington Ave to Williamson Const Year 2009 Length (mi) 0.27 Arterial Design \$20,000 Real Estate \$0 Construction \$150,000 Total Cost \$170,000	9	2007 And Prior Revenues	\$0	Federal	Concrete Joint Repair <small>Bottom Cell will not print on MPO TIP Form</small>	
		2008 Revenues	\$0	State		
		2009 Projected Revenues	\$170,000	Dane Co		
		2010 Projected Revenues	\$0	Munci		
		2011 Projected Revenues	\$0	TIF		
		2012 Projected Revenues	\$0	Assess		
		2013 Projected Revenues	\$0	Other		
		2014 Projected Revenues	\$0	GO		\$170,000
		Total Revenues	\$170,000	Total		\$170,000
Blair St Washington Ave to Williamson Const Year 2014 Length (mi) 0.27 Arterial Design \$300,000 Real Estate \$0 Construction \$2,300,000 Total Cost \$2,600,000	10	2007 And Prior Revenues	\$0	Federal	Concrete Pavement Replacement Construct in 2014 <small>Bottom Cell will not print on MPO TIP Form</small>	
		2008 Revenues	\$0	State		
		2009 Projected Revenues	\$0	Dane Co		
		2010 Projected Revenues	\$0	Munci		
		2011 Projected Revenues	\$0	TIF		
		2012 Projected Revenues	\$0	Assess		
		2013 Projected Revenues	\$0	Other		
		2014 Projected Revenues	\$2,600,000	GO		
		Total Revenues	\$2,600,000	Total		

2009 TIP		Current and Projected Revenues		Proposed Capital Budget 2009		Comments
Buckeye Road Bridge over I 39/90 Const Year 2008 Length (mi) 0.27 Arterial Design \$120,000 Real Estate \$0 Construction \$2,580,000 Total Cost \$2,700,000	2007 And Prior Revenues \$120,000 2008 Revenues \$2,512,600 2009 Projected Revenues \$0 2010 Projected Revenues \$0 2011 Projected Revenues \$0 2012 Projected Revenues \$0 2013 Projected Revenues \$0 2014 Projected Revenues \$0 Total Revenues \$2,632,600	Federal		Reconstruct bridge, 2 lanes with bike lanes and		
		State				
		Dane Co				
		Munci				
		TIF				
		Assess				
		Other				
		GO				
		Total				
		Bottom Cell will not print on MPO TIP Form				
Buckeye Road Monona Dr to USH 51 Const Year Not Sched Length (mi) 0.80 Arterial Design \$210,000 Real Estate \$0 Construction \$2,050,000 Total Cost \$2,260,000	2007 And Prior Revenues \$0 2008 Revenues \$0 2009 Projected Revenues \$0 2010 Projected Revenues \$0 2011 Projected Revenues \$0 2012 Projected Revenues \$0 2013 Projected Revenues \$0 2014 Projected Revenues \$0 Total Revenues \$0	Federal		Reconstruct roadway.		
		State				
		Dane Co				
		Munci				
		TIF				
		Assess				
		Other				
		GO				
		Total				
		Bottom Cell will not print on MPO TIP Form				
Campus Drive 11 Univ Bay Dr to University Ave Const Year 2009 Length (mi) 0.87 Arterial Design \$230,000 Real Estate \$0 Construction \$2,300,000 Total Cost \$2,530,000	2007 And Prior Revenues \$0 2008 Revenues \$0 2009 Projected Revenues \$2,530,000 2010 Projected Revenues \$0 2011 Projected Revenues \$0 2012 Projected Revenues \$0 2013 Projected Revenues \$0 2014 Projected Revenues \$0 Total Revenues \$2,530,000	Federal		Resurface roadway.		
		State				
		Dane Co				
		Munci				
		TIF				
		Assess				
		Other				
		GO	\$2,530,000			
		Total	\$2,530,000			
		Bottom Cell will not print on MPO TIP Form				
Cedar Street 12 South St to Park St Const Year 2012 Length (mi) 0.14 Design \$50,000 Real Estate \$800,000 Construction \$530,000 Total Cost \$1,380,000	2007 And Prior Revenues \$0 2008 Revenues \$0 2009 Projected Revenues \$0 2010 Projected Revenues \$0 2011 Projected Revenues \$800,000 2012 Projected Revenues \$580,000 2013 Projected Revenues \$0 2014 Projected Revenues \$0 Total Revenues \$1,380,000	Federal		New Street		
		State				
		Dane Co				
		Munci				
		TIF				
		Assess				
		Other				
		GO				
		Total				
		Bottom Cell will not print on MPO TIP Form				
City View Dr Lien Road to the RR Crossing Const Year Not Sched Length (mi) 0.47 Design \$130,000 Real Estate \$0 Construction \$1,290,000 Total Cost \$1,420,000	2007 And Prior Revenues \$0 2008 Revenues \$0 2009 Projected Revenues \$0 2010 Projected Revenues \$0 2011 Projected Revenues \$0 2012 Projected Revenues \$0 2013 Projected Revenues \$0 2014 Projected Revenues \$0 Total Revenues \$0	Federal		Construct new street and railroad crossing.		
		State				
		Dane Co				
		Munci				
		TIF				
		Assess				
		Other				
		GO				
		Total				
		Bottom Cell will not print on MPO TIP Form				
Cottage Grove Road 13 I39/90/94 Bridge Const Year 2014 Length (mi) 0.00 Arterial Design \$0 Real Estate \$0 Construction \$0 Total Cost \$0	2007 And Prior Revenues \$0 2008 Revenues \$0 2009 Projected Revenues \$0 2010 Projected Revenues \$0 2011 Projected Revenues \$0 2012 Projected Revenues \$0 2013 Projected Revenues \$0 2014 Projected Revenues \$0 Total Revenues \$0	Federal		Add two additional lanes to the existing bridge.		
		State				
		Dane Co				
		Munci				
		TIF				
		Assess				
		Other				
		GO				
		Total				
		Bottom Cell will not print on MPO TIP Form				







2009 TIP		Current and Projected Revenues		Proposed Capital Budget	Comments
				2009	
Cottage Grove Road 14 190 to Sprecher Rd Const Year 2013 Length (mi) 0.72 Arterial Design \$300,000 Real Estate \$0 Construction \$2,950,000 Total Cost \$3,250,000		2007 And Prior Revenues	\$0	Federal	
		2008 Revenues	\$0	State	
		2009 Projected Revenues	\$0	Dane Co	
		2010 Projected Revenues	\$0	Munci	
		2011 Projected Revenues	\$300,000	TIF	
		2012 Projected Revenues	\$0	Assess	
		2013 Projected Revenues	\$2,950,000	Other	
		2014 Projected Revenues	\$0	GO	
		Total Revenues	\$3,250,000	Total	
		Reconstruct , 4 lane divided with bike lanes.			
Bottom Cell will not print on MPO TIP Form					
CTH M (CTH PD Area) 15 Cross Country Rd to 2500' N CTH PD Const Year 2013 Length (mi) 1.33 Arterial Design \$720,000 Real Estate \$2,600,000 Construction \$7,230,000 Total Cost \$10,550,000		2007 And Prior Revenues	\$0	Federal	
		2008 Revenues	\$0	State	
		2009 Projected Revenues	\$270,000	Dane Co	\$65,000
		2010 Projected Revenues	\$450,000	Munci	\$68,000
		2011 Projected Revenues	\$2,000,000	TIF	
		2012 Projected Revenues	\$600,000	Assess	
		2013 Projected Revenues	\$7,230,000	Other	
		2014 Projected Revenues	\$0	GO	\$137,000
		Total Revenues	\$10,550,000	Total	\$270,000
		Rec to meet current / future needs, incl bike			
Assumes env doc split 67% Mad, 33 % Verona					
Bottom Cell will not print on MPO TIP Form					
CTH M (Mid Town Rd Area) 16 2500' N CTH PD to 1000' S of Valley Const Year 2014 Length (mi) 1.38 Arterial Design \$790,000 Real Estate \$2,000,000 Construction \$7,920,000 Total Cost \$10,710,000		2007 And Prior Revenues	\$0	Federal	
		2008 Revenues	\$0	State	
		2009 Projected Revenues	\$0	Dane Co	
		2010 Projected Revenues	\$0	Munci	
		2011 Projected Revenues	\$790,000	TIF	
		2012 Projected Revenues	\$0	Assess	
		2013 Projected Revenues	\$2,000,000	Other	
		2014 Projected Revenues	\$7,920,000	GO	
		Total Revenues	\$10,710,000	Total	
		Rec to meet current / future needs, incl bike			
Construction in 2014.					
Bottom Cell will not print on MPO TIP Form					
CTH M (Valley View Rd Area) 17 1000' S to 300' N of Valley View Const Year 2010 Length (mi) 0.28 Arterial Design \$300,000 Real Estate \$2,000,000 Construction \$1,860,000 Total Cost \$4,160,000		2007 And Prior Revenues	\$247,000	Federal	
		2008 Revenues	\$950,000	State	
		2009 Projected Revenues	\$353,000	Dane Co	
		2010 Projected Revenues	\$2,610,000	Munci	
		2011 Projected Revenues	\$0	TIF	
		2012 Projected Revenues	\$0	Assess	
		2013 Projected Revenues	\$0	Other	
		2014 Projected Revenues	\$0	GO	\$353,000
		810543 Total Revenues	\$4,160,000	Total	\$353,000
		Rec to meet current / future needs, incl bike			
Include Local Force Account \$150,000					
Assumes \$200,000 for design, rem in Pleasant					
Bottom Cell will not print on MPO TIP Form					
CTH M (Watts Rd Area) 18 360' N of valley View Rd to Watts Rd Const Year 2010 Length (mi) 0.51 Arterial Design \$190,000 Real Estate \$0 Construction \$1,920,000 Total Cost \$2,110,000		2007 And Prior Revenues	\$0	Federal	
		2008 Revenues	\$0	State	
		2009 Projected Revenues	\$0	Dane Co	
		2010 Projected Revenues	\$2,110,000	Munci	
		2011 Projected Revenues	\$0	TIF	
		2012 Projected Revenues	\$0	Assess	
		2013 Projected Revenues	\$0	Other	
		2014 Projected Revenues	\$0	GO	
		Total Revenues	\$2,110,000	Total	
		Rec to meet current / future needs, incl bike			
Bottom Cell will not print on MPO TIP Form					
CTH M (CTH S Intersection) 19 Watts Road to Beltline Hwy Const Year 2012 Length (mi) 0.32 Arterial Design \$1,000,000 Real Estate \$4,500,000 Construction \$16,210,000 Total Cost \$21,710,000		2007 And Prior Revenues	\$500,000	Federal	\$2,000,000
		2008 Revenues	\$100,000	State	
		2009 Projected Revenues	\$2,400,000	Dane Co	
		2010 Projected Revenues	\$2,500,000	Munci	
		2011 Projected Revenues	\$9,726,000	TIF	
		2012 Projected Revenues	\$6,484,000	Assess	
		2013 Projected Revenues	\$0	Other	
		2014 Projected Revenues	\$0	GO	\$400,000
		810571 Total Revenues	\$21,710,000	Total	\$2,400,000
		Rec to meet current / future needs, incl bike			
Bottom Cell will not print on MPO TIP Form					

2009 TIP		Current and Projected Revenues		Proposed Capital Budget	Comments	
				2009		
Eastwood Drive Winnebago St to Atwood Ave Const Year Not Sched Length (mi) 0.95 Arterial Design \$180,000 Real Estate \$0 Construction \$1,840,000 Total Cost \$2,020,000		2007 And Prior Revenues	\$0	Federal	Replace concrete pavement.  <small>Bottom Cell will not print on MPO TIP Form</small>	
		2008 Revenues	\$0	State		
		2009 Projected Revenues	\$0	Dane Co		
		2010 Projected Revenues	\$0	Munci		
		2011 Projected Revenues	\$0	TIF		
		2012 Projected Revenues	\$0	Assess		
		2013 Projected Revenues	\$0	Other		
		2014 Projected Revenues	\$0	GO		
		Total Revenues	\$0	Total		
		Fair Oaks Avenue 20 Milwaukee St to the WSOR Const Year 2010 Length (mi) 0.25 Arterial Design \$60,000 Real Estate \$0 Construction \$610,000 Total Cost \$670,000		2007 And Prior Revenues		\$0
2008 Revenues	\$0			State		
2009 Projected Revenues	\$0			Dane Co		
2010 Projected Revenues	\$670,000			Munci		
2011 Projected Revenues	\$0			TIF		
2012 Projected Revenues	\$0			Assess		
2013 Projected Revenues	\$0			Other		
2014 Projected Revenues	\$0			GO		
Total Revenues	\$670,000			Total		
Femrite Drive Phase 2 21 Marsh Rd to Interstate 39/94 Const Year 2009 Length (mi) 0.57 TID 24 Design \$180,000 Real Estate \$0 Construction \$1,780,000 Total Cost \$1,960,000				2007 And Prior Revenues	\$0	Federal
		2008 Revenues	\$0	State		
		2009 Projected Revenues	\$1,960,000	Dane Co		
		2010 Projected Revenues	\$0	Munci		
		2011 Projected Revenues	\$0	TIF		
		2012 Projected Revenues	\$0	Assess	\$240,000	
		2013 Projected Revenues	\$0	Other		
		2014 Projected Revenues	\$0	GO	\$1,720,000	
		810545 Total Revenues	\$1,960,000	Total	\$1,960,000	
		Femrite Drive Resurfacing 22 I 39/90/94 to 1 mile east Const Year 2009 Length (mi) 1.00 Design \$10,000 Real Estate \$0 Construction \$400,000 Total Cost \$410,000		2007 And Prior Revenues	\$0	Federal
2008 Revenues	\$0			State		
2009 Projected Revenues	\$410,000			Dane Co		
2010 Projected Revenues	\$0			Munci		
2011 Projected Revenues	\$0			TIF		
2012 Projected Revenues	\$0			Assess		
2013 Projected Revenues	\$0			Other		
2014 Projected Revenues	\$0			GO	\$410,000	
Total Revenues	\$410,000			Total	\$410,000	
Fish Hatchery Road (CTH D) 23 Beltline Hwy to 400 ' N of Carver St Const Year 2013 Length (mi) 0.70 Arterial Design \$130,000 Real Estate \$0 Construction \$2,670,000 Total Cost \$2,800,000				2007 And Prior Revenues	\$0	Federal
		2008 Revenues	\$0	State		
		2009 Projected Revenues	\$0	Dane Co		
		2010 Projected Revenues	\$0	Munci		
		2011 Projected Revenues	\$0	TIF		
		2012 Projected Revenues	\$0	Assess		
		2013 Projected Revenues	\$2,800,000	Other		
		2014 Projected Revenues	\$0	GO		
		Total Revenues	\$2,800,000	Total		
		Gammon Road 24 Mineral Point Road to Seybold Const Year 2014 Length (mi) 0.57 Arterial Design \$290,000 Real Estate \$0 Construction \$2,860,000 Total Cost \$3,150,000		2007 And Prior Revenues	\$0	Federal
2008 Revenues	\$0			State		
2009 Projected Revenues	\$0			Dane Co		
2010 Projected Revenues	\$0			Munci		
2011 Projected Revenues	\$0			TIF		
2012 Projected Revenues	\$0			Assess		
2013 Projected Revenues	\$0			Other		
2014 Projected Revenues	\$3,150,000			GO		
Total Revenues	\$3,150,000			Total		

2009 TIP		Current and Projected Revenues		Proposed Capital Budget 2009	Comments
Gilman Street 25 University Ave to State St Const Year 2009 Length (mi) 0.15 TID Design \$123,000 32 Real Estate \$0 Construction \$1,180,000 Total Cost \$1,303,000	2007 And Prior Revenues	\$0	Federal		Partial reconstruction.  <small>Bottom Cell will not print on MPO TIP Form</small>
	2008 Revenues	\$0	State		
	2009 Projected Revenues	\$1,303,000	Dane Co		
	2010 Projected Revenues	\$0	Munci		
	2011 Projected Revenues	\$0	TIF	\$1,203,000	
	2012 Projected Revenues	\$0	Assess	\$100,000	
	2013 Projected Revenues	\$0	Other		
	2014 Projected Revenues	\$0	GO		
	Total Revenues	\$1,303,000	Total	\$1,303,000	
	Hanson Road 26 USH 51 to Portage Road Const Year 2009 Length (mi) 0.72 Design \$10,000 Real Estate \$0 Construction \$230,000 Total Cost \$240,000	2007 And Prior Revenues	\$0	Federal	
2008 Revenues		\$0	State		
2009 Projected Revenues		\$240,000	Dane Co		
2010 Projected Revenues		\$0	Munci		
2011 Projected Revenues		\$0	TIF		
2012 Projected Revenues		\$0	Assess		
2013 Projected Revenues		\$0	Other		
2014 Projected Revenues		\$0	GO	\$240,000	
Total Revenues		\$240,000	Total	\$240,000	
Hanson Road Portage Road to I 39/90/94 Const Year 2008 Length (mi) 0.00 Design \$60,000 Real Estate \$350,000 Construction \$580,000 Total Cost \$990,000		2007 And Prior Revenues	\$350,000	Federal	
	2008 Revenues	\$640,000	State		
	2009 Projected Revenues	\$0	Dane Co		
	2010 Projected Revenues	\$0	Munci		
	2011 Projected Revenues	\$0	TIF		
	2012 Projected Revenues	\$0	Assess		
	2013 Projected Revenues	\$0	Other		
	2014 Projected Revenues	\$0	GO		
	810571 Total Revenues	\$990,000	Total		
	Hanson Road Bridge over I 39/90/94 Const Year 2008 Length (mi) 0.08 Design \$250,000 Real Estate \$0 Construction \$2,050,000 Total Cost \$2,300,000	2007 And Prior Revenues	\$0	Federal	
2008 Revenues		\$2,250,000	State		
2009 Projected Revenues		\$0	Dane Co		
2010 Projected Revenues		\$0	Munci		
2011 Projected Revenues		\$0	TIF		
2012 Projected Revenues		\$0	Assess		
2013 Projected Revenues		\$0	Other		
2014 Projected Revenues		\$0	GO		
Total Revenues		\$2,250,000	Total		
High Point Road, South Raymond Road to Mid Town Road Const Year Not Sched Length (mi) 0.38 Design \$170,000 Real Estate \$0 Construction \$1,700,000 Total Cost \$1,870,000		2007 And Prior Revenues	\$0	Federal	
	2008 Revenues	\$0	State		
	2009 Projected Revenues	\$0	Dane Co		
	2010 Projected Revenues	\$0	Munci		
	2011 Projected Revenues	\$0	TIF		
	2012 Projected Revenues	\$0	Assess		
	2013 Projected Revenues	\$0	Other		
	2014 Projected Revenues	\$0	GO		
	Total Revenues	\$0	Total		
	High Point Road, South 27 Bridge over USH 12 (Beltline) Const Year 2013 Length (mi) 0.19 Design \$390,000 Real Estate \$0 Construction \$3,890,000 Total Cost \$4,280,000	2007 And Prior Revenues	\$0	Federal	
2008 Revenues		\$0	State		
2009 Projected Revenues		\$0	Dane Co		
2010 Projected Revenues		\$0	Munci		
2011 Projected Revenues		\$0	TIF		
2012 Projected Revenues		\$4,280,000	Assess		
2013 Projected Revenues		\$0	Other		
2014 Projected Revenues		\$0	GO		
Total Revenues		\$4,280,000	Total		

2009 TIP		Current and Projected Revenues		Proposed Capital Budget	Comments	
				2009		
Hoepker Road USH 51 Intersection Const Year 2010 Length (mi) 0.00 Design \$0 Real Estate \$0 Construction \$0 Total Cost \$0	28	2007 And Prior Revenues	\$0	Federal	Construct intersection control to improve safety, WDOT Project - No City Share anticipated.	
		2008 Revenues	\$0	State		
		2009 Projected Revenues	\$0	Dane Co		
		2010 Projected Revenues	\$0	Munci		
		2011 Projected Revenues	\$0	TIF		
		2012 Projected Revenues	\$0	Assess		
		2013 Projected Revenues	\$0	Other		
		2014 Projected Revenues	\$0	GO		
		Total Revenues	\$0	Total		
		Bottom Cell will not print on MPO TIP Form				
Hoepker Road USH 51 to I39/90/94 Const Year Not Sched Length (mi) 0.61 Design \$270,000 Real Estate \$0 Construction \$2,720,000 Total Cost \$2,990,000		2007 And Prior Revenues	\$0	Federal	Reconstruct, 4 lane divided with bike lanes.	
		2008 Revenues	\$0	State		
		2009 Projected Revenues	\$0	Dane Co		
		2010 Projected Revenues	\$0	Munci		
		2011 Projected Revenues	\$0	TIF		
		2012 Projected Revenues	\$0	Assess		
		2013 Projected Revenues	\$0	Other		
		2014 Projected Revenues	\$0	GO		
		Total Revenues	\$0	Total		
		Bottom Cell will not print on MPO TIP Form				
Hoepker Road I 39/90/94 to 1200' W Amer Pkwy Const Year Not Sched Length (mi) 1.12 Design \$500,000 Real Estate \$0 Construction \$5,010,000 Total Cost \$5,510,000		2007 And Prior Revenues	\$0	Federal	Reconstruct, 4 lane divided with bike lanes.	
		2008 Revenues	\$0	State		
		2009 Projected Revenues	\$0	Dane Co		
		2010 Projected Revenues	\$0	Munci		
		2011 Projected Revenues	\$0	TIF		
		2012 Projected Revenues	\$0	Assess		
		2013 Projected Revenues	\$0	Other		
		2014 Projected Revenues	\$0	GO		
		Total Revenues	\$0	Total		
		Bottom Cell will not print on MPO TIP Form				
Hoepker Road 1200' W American Parkway to E CL Const Year 2009 Length (mi) 0.74 Design \$270,000 Real Estate \$40,000 Construction \$2,690,000 Total Cost \$3,000,000	29	2007 And Prior Revenues	\$0	Federal	Reconstruct, 4 lane divided with bike lanes.	
		2008 Revenues	\$40,000	State		
		2009 Projected Revenues	\$2,960,000	Dane Co		
		2010 Projected Revenues	\$0	Munci		\$1,480,000
		2011 Projected Revenues	\$0	TIF		
		2012 Projected Revenues	\$0	Assess		\$160,000
		2013 Projected Revenues	\$0	Other		
		2014 Projected Revenues	\$0	GO		\$1,320,000
		810571 Total Revenues	\$3,000,000	Total		\$2,960,000
		Bottom Cell will not print on MPO TIP Form				
I 39/90 Badger Interchange to CTH N Const Year 2009 Length (mi) 4.40 Arterial Design \$0 Real Estate \$0 Construction \$0 Total Cost \$0	30	2007 And Prior Revenues	\$0	Federal	Widen to 6 Lanes. WDOT Project, City Funds for roadway crossings, See Milwaukee St.	
		2008 Revenues	\$0	State		
		2009 Projected Revenues	\$0	Dane Co		
		2010 Projected Revenues	\$0	Munci		
		2011 Projected Revenues	\$0	TIF		
		2012 Projected Revenues	\$0	Assess		
		2013 Projected Revenues	\$0	Other		
		2014 Projected Revenues	\$0	GO		
		Total Revenues	\$0	Total		
		Bottom Cell will not print on MPO TIP Form				
Johnson Street, East Butler Street to North First Street Const Year 2013 Length (mi) 1.52 Arterial Design \$470,000 Real Estate \$0 Construction \$4,730,000 Total Cost \$5,200,000	31	2007 And Prior Revenues	\$0	Federal	Reconstruct existing roadway.	
		2008 Revenues	\$0	State		
		2009 Projected Revenues	\$0	Dane Co		
		2010 Projected Revenues	\$470,000	Munci		
		2011 Projected Revenues	\$0	TIF		
		2012 Projected Revenues	\$0	Assess		
		2013 Projected Revenues	\$4,730,000	Other		
		2014 Projected Revenues	\$0	GO		
		Total Revenues	\$5,200,000	Total		
		Bottom Cell will not print on MPO TIP Form				



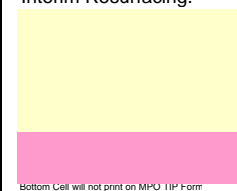



2009 TIP		Current and Projected Revenues		Proposed Capital Budget 2009		Comments
Lien Road 32		2007 And Prior Revenues \$230,000		Federal		Reconfigure Thompson Intersection, const W
Thompson Drive to Glacier Hill Dr		2008 Revenues \$2,000,000		State		
Const Year 2010		2009 Projected Revenues \$0		Dane Co		
Length (mi) 0.29		2010 Projected Revenues \$2,840,000		Munci		
Arterial		2011 Projected Revenues \$0		TIF		
Design \$230,000		2012 Projected Revenues \$0		Assess		
Real Estate \$2,000,000		2013 Projected Revenues \$0		Other		
Construction \$2,840,000		2014 Projected Revenues \$0		GO		
Total Cost \$5,070,000		810366 Total Revenues \$5,070,000		Total		
Lien Road Bridge Underpass I 39/91 33		2007 And Prior Revenues \$0		Federal		
Glacier Hill Dr to City View Dr		2008 Revenues \$140,000		State		
Const Year 2010		2009 Projected Revenues \$0		Dane Co		
Length (mi) 0.27		2010 Projected Revenues \$0		Munci		
Arterial		2011 Projected Revenues \$800,000		TIF		
Design \$0		2012 Projected Revenues \$0		Assess		
Real Estate \$140,000		2013 Projected Revenues \$0		Other		
Construction \$800,000		2014 Projected Revenues \$0		GO		
Total Cost \$940,000		Total Revenues \$940,000		Total		
Lien Road (west bound lanes)		2007 And Prior Revenues \$0		Federal		Construct east bound lanes, complete 4 lane
City View Dr to Felland Road		2008 Revenues \$0		State		
Const Year Not Sched		2009 Projected Revenues \$0		Dane Co		
Length (mi) 0.49		2010 Projected Revenues \$0		Munci		
Arterial		2011 Projected Revenues \$0		TIF		
Design \$110,000		2012 Projected Revenues \$0		Assess		
Real Estate \$0		2013 Projected Revenues \$0		Other		
Construction \$1,110,000		2014 Projected Revenues \$0		GO		
Total Cost \$1,220,000		Total Revenues \$0		Total		
Lien Road		2007 And Prior Revenues \$0		Federal		
Felland Road to Reiner Road		2008 Revenues \$0		State		
Const Year Not Sched		2009 Projected Revenues \$0		Dane Co		
Length (mi) 0.50		2010 Projected Revenues \$0		Munci		
Arterial		2011 Projected Revenues \$0		TIF		
Design \$230,000		2012 Projected Revenues \$0		Assess		
Real Estate \$0		2013 Projected Revenues \$0		Other		
Construction \$2,250,000		2014 Projected Revenues \$0		GO		
Total Cost \$2,480,000		Total Revenues \$0		Total		
Marsh Road 34		2007 And Prior Revenues \$0		Federal		Reconstruct roadway.
Femrite Drive to 650 ft south		2008 Revenues \$0		State		
Const Year 2009		2009 Projected Revenues \$240,000		Dane Co		
Length (mi) 0.12		2010 Projected Revenues \$0		Munci		
TID Design \$20,000		2011 Projected Revenues \$0		TIF		
24 Real Estate \$0		2012 Projected Revenues \$0		Assess		
Construction \$220,000		2013 Projected Revenues \$0		Other		
Total Cost \$240,000		2014 Projected Revenues \$0		GO		
810368 Total Revenues \$240,000		Total Revenues \$240,000		Total		
McKee Road (CTH PD)		2007 And Prior Revenues \$0		Federal		
1000 E of CTH M to Maple Grove Rd		2008 Revenues \$0		State		
Const Year Not Sched		2009 Projected Revenues \$0		Dane Co		
Length (mi) 1.63		2010 Projected Revenues \$0		Munci		
Arterial		2011 Projected Revenues \$0		TIF		
Design \$730,000		2012 Projected Revenues \$0		Assess		
Real Estate \$0		2013 Projected Revenues \$0		Other		
Construction \$7,290,000		2014 Projected Revenues \$0		GO		
Total Cost \$8,020,000		Total Revenues \$0		Total		

2009 TIP	Current and Projected Revenues		Proposed Capital Budget 2009	Comments
Mid Town Road Hidden Hill Dr to Waterbend Dr Const Year Not Sched Length (mi) 1.27 Design \$570,000 Real Estate \$0 Construction \$5,680,000 Total Cost \$6,250,000	2007 And Prior Revenues \$0 2008 Revenues \$0 2009 Projected Revenues \$0 2010 Projected Revenues \$0 2011 Projected Revenues \$0 2012 Projected Revenues \$0 2013 Projected Revenues \$0 2014 Projected Revenues \$0 Total Revenues \$0	Federal State Dane Co Munci TIF Assess Other GO Total		Reconstruct, 4 lane divided with bike lanes  <small>Bottom Cell will not print on MPO TIP Form</small>
Mid Town Road Mica Rd to Muir Rd Const Year Not Sched Length (mi) 1.14 Design \$510,000 Real Estate \$0 Construction \$5,090,000 Total Cost \$5,600,000	2007 And Prior Revenues \$0 2008 Revenues \$0 2009 Projected Revenues \$0 2010 Projected Revenues \$0 2011 Projected Revenues \$0 2012 Projected Revenues \$0 2013 Projected Revenues \$0 2014 Projected Revenues \$0 Total Revenues \$0	Federal State Dane Co Munci TIF Assess Other GO Total		Reconstruct, 4 lane divided with bike lanes  <small>Bottom Cell will not print on MPO TIP Form</small>
Midvale Blvd 35 Hammersley Rd to Beltline Off Ramp Const Year 2009 Length (mi) 0.15 Arterial Design \$30,000 Real Estate \$0 Construction \$250,000 Total Cost \$280,000	2007 And Prior Revenues \$0 2008 Revenues \$0 2009 Projected Revenues \$280,000 2010 Projected Revenues \$0 2011 Projected Revenues \$0 2012 Projected Revenues \$0 2013 Projected Revenues \$0 2014 Projected Revenues \$0 Total Revenues \$280,000	Federal State Dane Co Munci TIF Assess Other GO Total	 \$280,000 \$280,000	Overlay existing concrete pavement with  <small>Bottom Cell will not print on MPO TIP Form</small>
Meier Road Femrite Dr to USH 12 Const Year Not Sched Length (mi) 0.49 Design \$220,000 Real Estate \$0 Construction \$2,200,000 Total Cost \$2,420,000	2007 And Prior Revenues \$0 2008 Revenues \$0 2009 Projected Revenues \$0 2010 Projected Revenues \$0 2011 Projected Revenues \$0 2012 Projected Revenues \$0 2013 Projected Revenues \$0 2014 Projected Revenues \$0 Total Revenues \$0	Federal State Dane Co Munci TIF Assess Other GO Total		New Street Extension  <small>Bottom Cell will not print on MPO TIP Form</small>
Milwaukee Street Bridge West branch Starkweather Creek Const Year 2008 Length (mi) 0.08 Arterial Design \$0 Real Estate \$0 Construction \$1,000,000 Total Cost \$1,000,000	2007 And Prior Revenues \$0 2008 Revenues \$800,000 2009 Projected Revenues \$0 2010 Projected Revenues \$0 2011 Projected Revenues \$0 2012 Projected Revenues \$0 2013 Projected Revenues \$0 2014 Projected Revenues \$0 Total Revenues \$800,000	Federal State Dane Co Munci TIF Assess Other GO Total		Replace Bridge  <small>Bottom Cell will not print on MPO TIP Form</small>
Milwaukee Street Bridge 36 Fair Oaks Int & Starkweather Bridge Const Year 2011 Length (mi) 0.07 Arterial Design \$270,000 Real Estate \$0 Construction \$2,380,000 Total Cost \$2,650,000	2007 And Prior Revenues \$0 2008 Revenues \$0 2009 Projected Revenues \$270,000 2010 Projected Revenues \$0 2011 Projected Revenues \$2,380,000 2012 Projected Revenues \$0 2013 Projected Revenues \$0 2014 Projected Revenues \$0 Total Revenues \$2,650,000	Federal State Dane Co Munci TIF Assess Other GO Total	\$216,000 \$54,000 \$270,000	Reconstruct bridge and intersection.  5992-09-71 <small>Bottom Cell will not print on MPO TIP Form</small>

2009 TIP		Current and Projected Revenues		Proposed Capital Budget 2009	Comments
Milwaukee Street Fair Oaks St to Schenk St Const Year Not Sched Length (mi) 0.51 Arterial Design \$230,000 Real Estate \$0 Construction \$2,290,000 Total Cost \$2,520,000	37	2007 And Prior Revenues	\$0	Federal	Reconstruct, 4 lane divided with bike lanes <small>Bottom Cell will not print on MPO TIP Form</small>
		2008 Revenues	\$0	State	
		2009 Projected Revenues	\$0	Dane Co	
		2010 Projected Revenues	\$0	Munci	
		2011 Projected Revenues	\$0	TIF	
		2012 Projected Revenues	\$0	Assess	
		2013 Projected Revenues	\$0	Other	
		2014 Projected Revenues	\$0	GO	
		Total Revenues	\$0	Total	
		Milwaukee Street Bridges over I39/90 Const Year 2014 Length (mi) 0.00 Arterial Design \$350,000 Real Estate \$0 Construction \$3,480,000 Total Cost \$3,830,000	37	2007 And Prior Revenues	
2008 Revenues	\$0			State	
2009 Projected Revenues	\$0			Dane Co	
2010 Projected Revenues	\$0			Munci	
2011 Projected Revenues	\$0			TIF	
2012 Projected Revenues	\$0			Assess	
2013 Projected Revenues	\$0			Other	
2014 Projected Revenues	\$3,830,000			GO	
Total Revenues	\$3,830,000			Total	
Milwaukee Street N Thompson Dr to 800 ft E of I 39/90 Const Year 2014 Length (mi) 0.42 Arterial Design \$90,000 Real Estate \$0 Construction \$880,000 Total Cost \$970,000	38			2007 And Prior Revenues	\$0
		2008 Revenues	\$0	State	
		2009 Projected Revenues	\$0	Dane Co	
		2010 Projected Revenues	\$0	Munci	
		2011 Projected Revenues	\$0	TIF	
		2012 Projected Revenues	\$0	Assess	
		2013 Projected Revenues	\$0	Other	
		2014 Projected Revenues	\$970,000	GO	
		Total Revenues	\$970,000	Total	
		Milwaukee Street 800 ft E of I 39/90 to Rustic Dr Const Year Not Sched Length (mi) 0.34 Arterial Design \$150,000 Real Estate \$0 Construction \$1,530,000 Total Cost \$1,680,000	39	2007 And Prior Revenues	\$0
2008 Revenues	\$0			State	
2009 Projected Revenues	\$0			Dane Co	
2010 Projected Revenues	\$0			Munci	
2011 Projected Revenues	\$0			TIF	
2012 Projected Revenues	\$0			Assess	
2013 Projected Revenues	\$0			Other	
2014 Projected Revenues	\$0			GO	
Total Revenues	\$0			Total	
Milwaukee Street I 94 Bridge Over Milwaukee Street Const Year 2010 Length (mi) 0.00 Arterial Design \$0 Real Estate \$270,000 Construction \$1,320,000 Total Cost \$1,590,000	39			2007 And Prior Revenues	\$0
		2008 Revenues	\$0	State	
		2009 Projected Revenues	\$270,000	Dane Co	
		2010 Projected Revenues	\$1,320,000	Munci	
		2011 Projected Revenues	\$0	TIF	
		2012 Projected Revenues	\$0	Assess	
		2013 Projected Revenues	\$0	Other	
		2014 Projected Revenues	\$0	GO	
		Total Revenues	\$1,590,000	Total	
		Milwaukee Street I 94 to CTH TT Const Year 2012 Length (mi) 0.36 Arterial Design \$120,000 Real Estate \$1,000,000 Construction \$1,160,000 Total Cost \$2,280,000	40	2007 And Prior Revenues	\$0
2008 Revenues	\$0			State	
2009 Projected Revenues	\$0			Dane Co	
2010 Projected Revenues	\$120,000			Munci	
2011 Projected Revenues	\$1,000,000			TIF	
2012 Projected Revenues	\$1,160,000			Assess	
2013 Projected Revenues	\$0			Other	
2014 Projected Revenues	\$0			GO	
Total Revenues	\$2,280,000			Total	

2009 TIP		Current and Projected Revenues		Proposed Capital Budget 2009		Comments
Mineral Point Rd / Gammon Rd Beltline to Grand Canyon Const Year 2008 Length (mi) 2.07 Arterial Design \$60,000 Real Estate \$0 Construction \$4,110,000 Total Cost \$4,170,000		2007 And Prior Revenues	\$2,000,000	Federal		Replace or repair concrete pavement. Bottom Cell will not print on MPO TIP Form
		2008 Revenues	\$2,170,000	State		
		2009 Projected Revenues	\$0	Dane Co		
		2010 Projected Revenues	\$0	Munci		
		2011 Projected Revenues	\$0	TIF		
		2012 Projected Revenues	\$0	Assess		
		2013 Projected Revenues	\$0	Other		
		2014 Projected Revenues	\$0	GO		
		810358 Total Revenues	\$4,170,000	Total		
		Mineral Point Rd / Owen Dr Inter 41 Owen Drive Intersection Const Year 2009 Length (mi) 0.06 Arterial Design \$0 Real Estate \$0 Construction \$145,325 Total Cost \$145,325		2007 And Prior Revenues	\$0	
2008 Revenues	\$145,325			State		
2009 Projected Revenues	\$0			Dane Co		
2010 Projected Revenues	\$0			Munci		
2011 Projected Revenues	\$0			TIF		
2012 Projected Revenues	\$0			Assess		
2013 Projected Revenues	\$0			Other		
2014 Projected Revenues	\$0			GO		
Total Revenues	\$145,325			Total		
Monona Drive 42 Cottage Grove Rd to Winnequah Rd Const Year 2011 Length (mi) 0.66 TIP Arterial Design \$0 Real Estate \$0 Construction \$3,630,000 Total Cost \$3,630,000				2007 And Prior Revenues	\$0	Federal
		2008 Revenues	\$0	State		
		2009 Projected Revenues	\$0	Dane Co		
		2010 Projected Revenues	\$3,630,000	Munci		
		2011 Projected Revenues	\$0	TIF		
		2012 Projected Revenues	\$0	Assess		
		2013 Projected Revenues	\$0	Other		
		2014 Projected Revenues	\$0	GO		
		810506 Total Revenues	\$3,630,000	Total		
		Monona Drive 43 Winnequah Rd to Acacia Ln Const Year 2012 Length (mi) 1.16 TIP Arterial Design \$0 Real Estate \$0 Construction \$7,090,000 Total Cost \$7,090,000		2007 And Prior Revenues	\$0	Federal
2008 Revenues	\$0			State		
2009 Projected Revenues	\$0			Dane Co		
2010 Projected Revenues	\$0			Munci		
2011 Projected Revenues	\$0			TIF		
2012 Projected Revenues	\$7,090,000			Assess		
2013 Projected Revenues	\$0			Other		
2014 Projected Revenues	\$0			GO		
810506 Total Revenues	\$7,090,000			Total		
Monona Drive 44 Acacia Ln to Broadway Const Year 2009 Length (mi) 0.80 TIP Arterial Design \$0 Real Estate \$0 Construction \$7,940,000 Total Cost \$7,940,000				2007 And Prior Revenues	\$0	Federal
		2008 Revenues	\$0	State		
		2009 Projected Revenues	\$7,940,000	Dane Co	\$1,494,500	
		2010 Projected Revenues	\$0	Munci	\$1,294,500	
		2011 Projected Revenues	\$0	TIF		
		2012 Projected Revenues	\$0	Assess		
		2013 Projected Revenues	\$0	Other		
		2014 Projected Revenues	\$0	GO	\$200,000	
		810506 Total Revenues	\$7,940,000	Total	\$7,940,000	
		Monroe Street 45 Leonard St to Breese Ter Const Year 2010 Length (mi) 0.64 Arterial Design \$190,000 Real Estate \$0 Construction \$1,930,000 Total Cost \$2,120,000		2007 And Prior Revenues	\$0	Federal
2008 Revenues	\$0			State		
2009 Projected Revenues	\$190,000			Dane Co		
2010 Projected Revenues	\$1,930,000			Munci		
2011 Projected Revenues	\$0			TIF		
2012 Projected Revenues	\$0			Assess		
2013 Projected Revenues	\$0			Other		
2014 Projected Revenues	\$0			GO	\$190,000	
Total Revenues	\$2,120,000			Total	\$190,000	

2009 TIP		Current and Projected Revenues		Proposed Capital Budget 2009		Comments
Monroe St Regent Street Intersection Const Year 2011 Length (mi) 0.17 Arterial Design \$110,000 Real Estate \$0 Construction \$1,060,000 Total Cost \$1,170,000	46	2007 And Prior Revenues	\$0	Federal		Reconstruct Intersection. Bottom Cell will not print on MPO TIP Form
		2008 Revenues	\$0	State		
		2009 Projected Revenues	\$0	Dane Co		
		2010 Projected Revenues	\$110,000	Munci		
		2011 Projected Revenues	\$1,060,000	TIF		
		2012 Projected Revenues	\$0	Assess		
		2013 Projected Revenues	\$0	Other		
		2014 Projected Revenues	\$0	GO		
		810571 Total Revenues	\$1,170,000	Total		
Old Middleton Road Capital Ave to Countryside Ln Const Year 2009 Length (mi) 0.83 Design \$150,000 Real Estate \$0 Construction \$1,520,000 Total Cost \$1,670,000	47	2007 And Prior Revenues	\$0	Federal		Reconstruct. Bottom Cell will not print on MPO TIP Form
		2008 Revenues	\$0	State		
		2009 Projected Revenues	\$1,670,000	Dane Co		
		2010 Projected Revenues	\$0	Munci	\$334,000	
		2011 Projected Revenues	\$0	TIF		
		2012 Projected Revenues	\$0	Assess	\$280,000	
		2013 Projected Revenues	\$0	Other		
		2014 Projected Revenues	\$0	GO	\$1,056,000	
		Total Revenues	\$1,670,000	Total	\$1,670,000	
Old Sauk Road Prairie Smoke Rd to Cricket Ln Const Year 2008 Length (mi) 0.70 Arterial Design \$150,000 Real Estate \$0 Construction \$1,480,000 Total Cost \$1,630,000		2007 And Prior Revenues	\$150,000	Federal		Reconstruct to 4 lanes with bike lanes. Bottom Cell will not print on MPO TIP Form
		2008 Revenues	\$1,480,000	State		
		2009 Projected Revenues	\$0	Dane Co		
		2010 Projected Revenues	\$0	Munci		
		2011 Projected Revenues	\$0	TIF		
		2012 Projected Revenues	\$0	Assess		
		2013 Projected Revenues	\$0	Other		
		2014 Projected Revenues	\$0	GO		
		810571 Total Revenues	\$1,630,000	Total		
Park Street, South Badger Road Intersection Const Year 2010 Length (mi) 0.09 Arterial Design \$40,000 Real Estate \$40,000 Construction \$410,000 Total Cost \$490,000	48	2007 And Prior Revenues	\$0	Federal		Potential HSIP project, Scope of work to be HES Apl \$120,000 design \$750,000 const Bottom Cell will not print on MPO TIP Form
		2008 Revenues	\$0	State		
		2009 Projected Revenues	\$40,000	Dane Co		
		2010 Projected Revenues	\$450,000	Munci		
		2011 Projected Revenues	\$0	TIF		
		2012 Projected Revenues	\$0	Assess		
		2013 Projected Revenues	\$0	Other		
		2014 Projected Revenues	\$0	GO	\$40,000	
		Total Revenues	\$490,000	Total	\$40,000	
Park Street, South Badger Rd to the Union Pacific RR Const Year 2012 Length (mi) 0.63 Arterial Design \$110,000 Real Estate \$0 Construction \$1,110,000 Total Cost \$1,220,000	49	2007 And Prior Revenues	\$0	Federal		Concrete joint repair project. Bottom Cell will not print on MPO TIP Form
		2008 Revenues	\$0	State		
		2009 Projected Revenues	\$0	Dane Co		
		2010 Projected Revenues	\$0	Munci		
		2011 Projected Revenues	\$0	TIF		
		2012 Projected Revenues	\$1,220,000	Assess		
		2013 Projected Revenues	\$0	Other		
		2014 Projected Revenues	\$0	GO		
		Total Revenues	\$1,220,000	Total		
Park Street, South Olin Ave to W Washington Ave Const Year 2012 Length (mi) 0.72 Arterial Design \$130,000 Real Estate \$0 Construction \$1,280,000 Total Cost \$1,410,000	50	2007 And Prior Revenues	\$0	Federal		Concrete joint repair project. Bottom Cell will not print on MPO TIP Form
		2008 Revenues	\$0	State		
		2009 Projected Revenues	\$0	Dane Co		
		2010 Projected Revenues	\$0	Munci		
		2011 Projected Revenues	\$0	TIF		
		2012 Projected Revenues	\$1,410,000	Assess		
		2013 Projected Revenues	\$0	Other		
		2014 Projected Revenues	\$0	GO		
		Total Revenues	\$1,410,000	Total		

2009 TIP		Current and Projected Revenues		Proposed Capital Budget 2009	Comments
Parkside Drive 51 1500' S of Lien Rd to Sycamore Ave Const Year 2011 Length (mi) 0.38 TID Design \$90,000 30 Real Estate \$300,000 Construction \$910,000 Total Cost \$1,300,000	2007 And Prior Revenues	\$0	Federal		Construct new street.  <small>Bottom Cell will not print on MPO TIP Form</small>
	2008 Revenues	\$0	State		
	2009 Projected Revenues	\$300,000	Dane Co		
	2010 Projected Revenues	\$0	Munci		
	2011 Projected Revenues	\$1,000,000	TIF		
	2012 Projected Revenues	\$0	Assess		
	2013 Projected Revenues	\$0	Other		
	2014 Projected Revenues	\$0	GO	\$300,000	
	810542 Total Revenues	\$1,300,000	Total	\$300,000	
	<hr/>				
Pleasant View Road 52 Valley View Rd to Mineral Point Rd Const Year 2010 Length (mi) 1.21 Arterial Design \$250,000 Real Estate \$2,900,000 Construction \$4,370,000 Total Cost \$7,520,000	2007 And Prior Revenues	\$200,000	Federal		Construct new street.  <small>Bottom Cell will not print on MPO TIP Form</small>
	2008 Revenues	\$1,051,770	State		
	2009 Projected Revenues	\$1,898,230	Dane Co		
	2010 Projected Revenues	\$4,370,000	Munci		
	2011 Projected Revenues	\$0	TIF		
	2012 Projected Revenues	\$0	Assess		
	2013 Projected Revenues	\$0	Other		
	2014 Projected Revenues	\$0	GO	\$1,898,230	
	810507 Total Revenues	\$7,520,000	Total	\$1,898,230	
	<hr/>				
Raymond Rd / Midtown Rd Area 53 CTH M to Gammon Lane Const Year 2009 Length (mi) 1.10 Arterial Design \$20,000 Real Estate \$0 Construction \$630,000 Total Cost \$650,000	2007 And Prior Revenues	\$0	Federal		Interim Resurfacing.  <small>Bottom Cell will not print on MPO TIP Form</small>
	2008 Revenues	\$0	State		
	2009 Projected Revenues	\$650,000	Dane Co		
	2010 Projected Revenues	\$0	Munci	\$325,000	
	2011 Projected Revenues	\$0	TIF		
	2012 Projected Revenues	\$0	Assess		
	2013 Projected Revenues	\$0	Other		
	2014 Projected Revenues	\$0	GO	\$325,000	
	Total Revenues	\$650,000	Total	\$650,000	
	<hr/>				
Reiner Road / Felland Road 54 CTH T - Sandy Ln / CTH T - Lien Rd Const Year 2009 Length (mi) 1.70 Arterial Design \$20,000 Real Estate \$0 Construction \$1,080,000 Total Cost \$1,100,000	2007 And Prior Revenues	\$0	Federal		Interim Resurfacing.  <small>Bottom Cell will not print on MPO TIP Form</small>
	2008 Revenues	\$0	State		
	2009 Projected Revenues	\$1,100,000	Dane Co		
	2010 Projected Revenues	\$0	Munci	\$275,000	
	2011 Projected Revenues	\$0	TIF		
	2012 Projected Revenues	\$0	Assess		
	2013 Projected Revenues	\$0	Other		
	2014 Projected Revenues	\$0	GO	\$825,000	
	Total Revenues	\$1,100,000	Total	\$1,100,000	
	<hr/>				
Segoe Road 55 Intersection with Sheboygan Ave Const Year 2009 Length (mi) 0.08 Design \$40,000 Real Estate \$0 Construction \$420,000 Total Cost \$460,000	2007 And Prior Revenues	\$0	Federal		Construct Roundabout  <small>Bottom Cell will not print on MPO TIP Form</small>
	2008 Revenues	\$0	State		
	2009 Projected Revenues	\$460,000	Dane Co		
	2010 Projected Revenues	\$0	Munci		
	2011 Projected Revenues	\$0	TIF		
	2012 Projected Revenues	\$0	Assess	\$460,000	
	2013 Projected Revenues	\$0	Other		
	2014 Projected Revenues	\$0	GO		
	Total Revenues	\$460,000	Total	\$460,000	
	<hr/>				
Siggelkow Road Marsh Rd to Catalina Pkwy Const Year 2008 Length (mi) 0.85 Design \$230,000 Real Estate \$0 Construction \$2,250,000 Total Cost \$2,480,000	2007 And Prior Revenues	\$0	Federal		Reconstruct, 4 lanes roadway with bike lanes. Joint project with City of Madison, City of McFarland and Town of Blooming Grove  <small>Bottom Cell will not print on MPO TIP Form</small>
	2008 Revenues	\$2,480,000	State		
	2009 Projected Revenues	\$0	Dane Co		
	2010 Projected Revenues	\$0	Munci		
	2011 Projected Revenues	\$0	TIF		
	2012 Projected Revenues	\$0	Assess		
	2013 Projected Revenues	\$0	Other		
	2014 Projected Revenues	\$0	GO		
	Total Revenues	\$2,480,000	Total		





2009 TIP	Current and Projected Revenues		Proposed Capital Budget 2009	Comments
Siggelkow Road Catalina Pkwy to I 39/90 Const Year Not Sched Length (mi) 0.66 Design \$220,000 Real Estate \$0 Construction \$2,150,000 Total Cost \$2,370,000	2007 And Prior Revenues \$0 2008 Revenues \$0 2009 Projected Revenues \$0 2010 Projected Revenues \$0 2011 Projected Revenues \$0 2012 Projected Revenues \$0 2013 Projected Revenues \$0 2014 Projected Revenues \$0 Total Revenues \$0	Federal State Dane Co Munci TIF Assess Other GO Total		Reconstruct, 4 lanes roadway with bike lanes. <small>Bottom Cell will not print on MPO TIP Form</small>
South Street 56 Existing South St to Park St Const Year 2010 Length (mi) 0.08 Design \$30,000 Real Estate \$0 Construction \$280,000 Total Cost \$310,000	2007 And Prior Revenues \$0 2008 Revenues \$0 2009 Projected Revenues \$0 2010 Projected Revenues \$310,000 2011 Projected Revenues \$0 2012 Projected Revenues \$0 2013 Projected Revenues \$0 2014 Projected Revenues \$0 Total Revenues \$310,000	Federal State Dane Co Munci TIF Assess Other GO Total		Construct new street. <small>Bottom Cell will not print on MPO TIP Form</small>
South Point Rd 57 Valley View Rd to Mineral Point Rd Const Year 2013 Length (mi) 1.00 Design \$240,000 Real Estate \$0 Construction \$2,360,000 Total Cost \$2,600,000	2007 And Prior Revenues \$0 2008 Revenues \$0 2009 Projected Revenues \$0 2010 Projected Revenues \$0 2011 Projected Revenues \$0 2012 Projected Revenues \$0 2013 Projected Revenues \$2,600,000 2014 Projected Revenues \$0 Total Revenues \$2,600,000	Federal State Dane Co Munci TIF Assess Other GO Total		Reconstruct existing roadway. <small>Bottom Cell will not print on MPO TIP Form</small>
Sprecher Road 58 Buckeye Rd to Sharpsburg Dr Const Year 2010 Length (mi) 1.21 Arterial Design \$630,000 Real Estate \$500,000 Construction \$6,300,000 Total Cost \$7,430,000	2007 And Prior Revenues \$0 2008 Revenues \$0 2009 Projected Revenues \$0 2010 Projected Revenues \$7,430,000 2011 Projected Revenues \$0 2012 Projected Revenues \$0 2013 Projected Revenues \$0 2014 Projected Revenues \$0 Total Revenues \$7,430,000	Federal State Dane Co Munci TIF Assess Other GO Total		Construct new street, 4 lane divided with bike <small>Bottom Cell will not print on MPO TIP Form</small>
Sprecher Road Sharpsburg Dr to Milwaukee St Const Year 2008 Length (mi) 0.81 Arterial Design \$80,000 Real Estate \$0 Construction \$1,290,000 Total Cost \$1,370,000	2007 And Prior Revenues \$0 2008 Revenues \$1,070,000 2009 Projected Revenues \$0 2010 Projected Revenues \$0 2011 Projected Revenues \$0 2012 Projected Revenues \$0 2013 Projected Revenues \$0 2014 Projected Revenues \$0 Total Revenues \$1,070,000	Federal State Dane Co Munci TIF Assess Other GO Total		Construct median lanes to finish 4 lane divided <small>Bottom Cell will not print on MPO TIP Form</small>
Sprecher Road 59 Bridge at I 94 Const Year 2010 Length (mi) 0.13 Arterial Design \$0 Real Estate \$0 Construction \$0 Total Cost \$0	2007 And Prior Revenues \$0 2008 Revenues \$0 2009 Projected Revenues \$0 2010 Projected Revenues \$0 2011 Projected Revenues \$0 2012 Projected Revenues \$0 2013 Projected Revenues \$0 2014 Projected Revenues \$0 Total Revenues \$0	Federal State Dane Co Munci TIF Assess Other GO Total		Widen bridge for future expanded roadway. WDOT Project 2010. <small>Bottom Cell will not print on MPO TIP Form</small>

2009 TIP		Current and Projected Revenues		Proposed Capital Budget 2009		Comments
State Street 60 700 / 800 Block Const Year 2012 Length (mi) 0.16 TID Design \$200,000 32 Real Estate \$0 Construction \$5,570,000 Total Cost \$5,770,000	2007 And Prior Revenues	\$0	Federal		Reconstruct Mall Bottom Cell will not print on MPO TIP Form	
	2008 Revenues	\$0	State			
	2009 Projected Revenues	\$0	Dane Co			
	2010 Projected Revenues	\$0	Munci			
	2011 Projected Revenues	\$0	TIF			
	2012 Projected Revenues	\$0	Assess			
	2013 Projected Revenues	\$0	Other			
	2014 Projected Revenues	\$0	GO			
	Total Revenues	\$0	Total			
	STH 113 Resurfacing First St to Debs Rd Const Year 2008 Length (mi) 4.73 Arterial Design \$0 Real Estate \$0 Construction \$700,000 Total Cost \$700,000	2007 And Prior Revenues	\$0	Federal		
2008 Revenues		\$0	State			
2009 Projected Revenues		\$0	Dane Co			
2010 Projected Revenues		\$0	Munci			
2011 Projected Revenues		\$0	TIF			
2012 Projected Revenues		\$0	Assess			
2013 Projected Revenues		\$0	Other			
2014 Projected Revenues		\$0	GO			
Total Revenues		\$0	Total			
STH 113 61 First Street to Packers Ave Const Year 2013 Length (mi) 2.50 Arterial Design \$600,000 Real Estate \$0 Construction \$9,950,000 Total Cost \$10,550,000		2007 And Prior Revenues	\$0	Federal		Replace existing pavement. Bottom Cell will not print on MPO TIP Form
	2008 Revenues	\$0	State	\$450,000		
	2009 Projected Revenues	\$600,000	Dane Co			
	2010 Projected Revenues	\$0	Munci			
	2011 Projected Revenues	\$0	TIF			
	2012 Projected Revenues	\$9,950,000	Assess			
	2013 Projected Revenues	\$0	Other			
	2014 Projected Revenues	\$0	GO	\$150,000		
	Total Revenues	\$10,550,000	Total	\$600,000		
	STH 113 62 Packers Ave to Debbs Rd Const Year 2013 Length (mi) 2.08 Arterial Design \$600,000 Real Estate \$0 Construction \$8,540,000 Total Cost \$9,140,000	2007 And Prior Revenues	\$0	Federal		
2008 Revenues		\$0	State	\$450,000		
2009 Projected Revenues		\$600,000	Dane Co			
2010 Projected Revenues		\$0	Munci			
2011 Projected Revenues		\$0	TIF			
2012 Projected Revenues		\$0	Assess			
2013 Projected Revenues		\$8,540,000	Other			
2014 Projected Revenues		\$0	GO	\$150,000		
Total Revenues		\$9,140,000	Total	\$600,000		
Troy Dr RR Bridge Railroad Bridge Replacement Const Year Not Sched Length (mi) 0.00 Design \$490,000 Real Estate \$0 Construction \$4,920,000 Total Cost \$5,410,000		2007 And Prior Revenues	\$0	Federal		Replace Existing RR Bridge Cost is just a place holder. Refine Estimate Bottom Cell will not print on MPO TIP Form
	2008 Revenues	\$0	State			
	2009 Projected Revenues	\$0	Dane Co			
	2010 Projected Revenues	\$0	Munci			
	2011 Projected Revenues	\$0	TIF			
	2012 Projected Revenues	\$0	Assess			
	2013 Projected Revenues	\$0	Other			
	2014 Projected Revenues	\$0	GO			
	Total Revenues	\$0	Total			
	University Avenue 63 Allen Blvd to Segoe Rd Const Year 2011 Length (mi) 1.89 Arterial Design \$730,000 Real Estate \$0 Construction \$7,320,000 Total Cost \$8,050,000	2007 And Prior Revenues	\$0	Federal		
2008 Revenues		\$0	State			
2009 Projected Revenues		\$730,000	Dane Co	\$365,000		
2010 Projected Revenues		\$0	Munci			
2011 Projected Revenues		\$7,320,000	TIF			
2012 Projected Revenues		\$0	Assess			
2013 Projected Revenues		\$0	Other			
2014 Projected Revenues		\$0	GO	\$365,000		
Total Revenues		\$8,050,000	Total	\$730,000		

2009 TIP		Current and Projected Revenues		Proposed Capital Budget 2009		Comments
University Avenue 64 Segoe Rd to Shorewood Blvd Const Year 2011 Length (mi) 0.70 Arterial Design \$200,000 Real Estate \$0 Construction \$1,960,000 Total Cost \$2,160,000	2007 And Prior Revenues \$0 2008 Revenues \$0 2009 Projected Revenues \$0 2010 Projected Revenues \$0 2011 Projected Revenues \$2,160,000 2012 Projected Revenues \$0 2013 Projected Revenues \$0 2014 Projected Revenues \$0 Total Revenues \$2,160,000	Federal		Replace existing pavement.		
		State				
		Dane Co				
		Munci				
		TIF				
		Assess				
		Other				
		GO				
		Total				
		Bottom Cell will not print on MPO TIP Form				
University Avenue 65 Shorewood Blvd to Campus Dr Const Year 2009 Length (mi) 0.72 Arterial Design \$60,000 Real Estate \$0 Construction \$1,170,000 Total Cost \$1,230,000	2007 And Prior Revenues \$0 2008 Revenues \$0 2009 Projected Revenues \$1,230,000 2010 Projected Revenues \$0 2011 Projected Revenues \$0 2012 Projected Revenues \$0 2013 Projected Revenues \$0 2014 Projected Revenues \$0 810358 Total Revenues \$1,230,000	Federal		Repair deteriorated concrete pavement		
		State				
		Dane Co				
		Munci	\$615,000			
		TIF				
		Assess				
		Other				
		GO	\$615,000			
		Total	\$1,230,000			
		Bottom Cell will not print on MPO TIP Form				
University Avenue 66 Campus Dr to Broom St Const Year 2009 Length (mi) 1.00 Arterial TID Design \$60,000 32 Real Estate \$0 Construction \$2,500,000 Total Cost \$2,560,000	2007 And Prior Revenues \$0 2008 Revenues \$0 2009 Projected Revenues \$2,560,000 2010 Projected Revenues \$0 2011 Projected Revenues \$0 2012 Projected Revenues \$0 2013 Projected Revenues \$0 2014 Projected Revenues \$0 810358 Total Revenues \$2,560,000	Federal		Remove and Replace Deteriorated Concrete		
		State				
		Dane Co				
		Munci				
		TIF	\$220,000			
		Assess	\$370,000			
		Other				
		GO	\$1,970,000			
		Total	\$2,560,000			
		Bottom Cell will not print on MPO TIP Form				
USH 14 67 Madison to Oregon Const Year 2012 Length (mi) 7.30 Arterial Design \$0 Real Estate \$0 Construction \$0 Total Cost \$0	2007 And Prior Revenues \$0 2008 Revenues \$0 2009 Projected Revenues \$0 2010 Projected Revenues \$0 2011 Projected Revenues \$0 2012 Projected Revenues \$0 2013 Projected Revenues \$0 2014 Projected Revenues \$0 Total Revenues \$0	Federal		Resurface WDOT project, no City of Madison Funds Anticipated.		
		State				
		Dane Co				
		Munci				
		TIF				
		Assess				
		Other				
		GO				
		Total				
		Bottom Cell will not print on MPO TIP Form				
Verona Road (USH 18/151) 68 Raymond Rd to Nakoma Rd Const Year 2014 Length (mi) 0.95 Arterial Design \$0 Real Estate \$0 Construction \$0 Total Cost \$0	2007 And Prior Revenues \$0 2008 Revenues \$0 2009 Projected Revenues \$0 2010 Projected Revenues \$0 2011 Projected Revenues \$0 2012 Projected Revenues \$0 2013 Projected Revenues \$0 2014 Projected Revenues \$0 Total Revenues \$0	Federal		Reconstruct Beltline Interchange Includes Beltline from Whitney Way to Seminole Highway. Prep in 2013, Const in 2014/2015		
		State				
		Dane Co				
		Munci				
		TIF				
		Assess				
		Other				
		GO				
		Total				
		Bottom Cell will not print on MPO TIP Form				
Washington Avenue, E. Seg 4 69 Marquette St to Melvin Ct Const Year 2009 Length (mi) 0.49 Arterial Design \$511,500 Real Estate \$40,000 Construction \$16,460,000 Total Cost \$17,012,000	2007 And Prior Revenues \$0 2008 Revenues \$20,000 2009 Projected Revenues \$16,766,500 2010 Projected Revenues \$0 2011 Projected Revenues \$0 2012 Projected Revenues \$0 2013 Projected Revenues \$0 2014 Projected Revenues \$0 810370 Total Revenues \$16,786,500	Federal	\$7,730,000	Reconstruct interchange, provide all turning		
		State	\$8,230,000			
		Dane Co				
		Munci				
		TIF				
		Assess	\$20,000			
		Other				
		GO	\$786,500			
		Total	\$16,766,500			
		Bottom Cell will not print on MPO TIP Form				

2009 TIP		Current and Projected Revenues		Proposed Capital Budget 2009		Comments
Washington Avenue, E. Seg 6 70 Portage Rd to East Springs Dr Const Year 2011 TIP Length (mi) 0.80 Arterial Design \$474,000 Real Estate \$0 Construction \$3,160,000 Total Cost \$3,634,000	2007 And Prior Revenues	\$355,500	Federal		Replace existing concrete pavement. Bottom Cell will not print on MPO TIP Form	
	2008 Revenues	\$0	State			
	2009 Projected Revenues	\$118,500	Dane Co			
	2010 Projected Revenues	\$0	Munci			
	2011 Projected Revenues	\$3,160,000	TIF			
	2012 Projected Revenues	\$0	Assess			
	2013 Projected Revenues	\$0	Other			
	2014 Projected Revenues	\$0	GO	\$118,500		
	Total Revenues	\$3,634,000	GO	\$118,500		
	Total		Total	\$118,500		
Washington Ave, West 71 Regent St to Bedford St Const Year 2013 Arterial Length (mi) 0.19 Design \$70,000 Real Estate \$0 Construction \$700,000 Total Cost \$770,000	2007 And Prior Revenues	\$0	Federal		Replace existing concrete pavement. Bottom Cell will not print on MPO TIP Form	
	2008 Revenues	\$0	State			
	2009 Projected Revenues	\$0	Dane Co			
	2010 Projected Revenues	\$0	Munci			
	2011 Projected Revenues	\$0	TIF			
	2012 Projected Revenues	\$0	Assess			
	2013 Projected Revenues	\$770,000	Other			
	2014 Projected Revenues	\$0	GO			
	Total Revenues	\$770,000	GO			
	Total		Total			
Whitney Way 72 Hammersley Rd Intersection Const Year 2009 Arterial Length (mi) 0.13 Design \$0 Real Estate \$0 Construction \$50,000 Total Cost \$50,000	2007 And Prior Revenues	\$0	Federal		Construct directional median break Bottom Cell will not print on MPO TIP Form	
	2008 Revenues	\$50,000	State			
	2009 Projected Revenues	\$0	Dane Co			
	2010 Projected Revenues	\$0	Munci			
	2011 Projected Revenues	\$0	TIF			
	2012 Projected Revenues	\$0	Assess			
	2013 Projected Revenues	\$0	Other			
	2014 Projected Revenues	\$0	GO			
	Total Revenues	\$50,000	GO			
	Total		Total			
Winnebago Street 73 Eastwood Ave to First Street Const Year 2010 Arterial Length (mi) 0.11 TID Design \$80,000 37 Real Estate \$0 Construction \$780,000 Total Cost \$860,000	2007 And Prior Revenues	\$0	Federal		Reconstruction, possible two way conversion. Bottom Cell will not print on MPO TIP Form	
	2008 Revenues	\$0	State			
	2009 Projected Revenues	\$0	Dane Co			
	2010 Projected Revenues	\$860,000	Munci			
	2011 Projected Revenues	\$0	TIF			
	2012 Projected Revenues	\$0	Assess			
	2013 Projected Revenues	\$0	Other			
	2014 Projected Revenues	\$0	GO			
	810556 Total Revenues	\$860,000	GO			
	Total		Total			
Winnabago Street 74 Atwood Ave to LaFollette Ave Const Year 2010 Arterial Length (mi) 0.30 TID Design \$60,000 37 Real Estate \$0 Construction \$640,000 Total Cost \$700,000	2007 And Prior Revenues	\$0	Federal		Reconstruct roadway. Bottom Cell will not print on MPO TIP Form	
	2008 Revenues	\$0	State			
	2009 Projected Revenues	\$0	Dane Co			
	2010 Projected Revenues	\$700,000	Munci			
	2011 Projected Revenues	\$0	TIF			
	2012 Projected Revenues	\$0	Assess			
	2013 Projected Revenues	\$0	Other			
	2014 Projected Revenues	\$0	GO			
	Total Revenues	\$700,000	GO			
	Total		Total			
Winnebago St, Fifth St, Sixth St Union Corners area improvements Const Year 2008 Length (mi) 0.00 TID Design \$0 37 Real Estate \$0 Construction \$600,000 Total Cost \$600,000	2007 And Prior Revenues	\$600,000	Federal		Reconstruct, new round about at Sixth St. Bottom Cell will not print on MPO TIP Form	
	2008 Revenues	\$0	State			
	2009 Projected Revenues	\$0	Dane Co			
	2010 Projected Revenues	\$0	Munci			
	2011 Projected Revenues	\$0	TIF			
	2012 Projected Revenues	\$0	Assess			
	2013 Projected Revenues	\$0	Other			
	2014 Projected Revenues	\$0	GO			
	810556 Total Revenues	\$600,000	GO			
	Total		Total			

2009 TIP		Current and Projected Revenues		Proposed Capital Budget 2009	Comments	
Assessable Streets	75	2007 And Prior Revenues	\$0	Federal	Reconstructs Neighborhood Streets	
Limits		2008 Revenues	\$555,890	State		
Const Year	2009	2009 Projected Revenues	\$1,000,000	Dane Co		
Length (mi)	0.00	2010 Projected Revenues	\$1,050,000	Munci		
Design	\$0	2011 Projected Revenues	\$1,100,000	TIF		
Real Estate	\$0	2012 Projected Revenues	\$1,150,000	Assess		\$400,000
Construction	\$0	2013 Projected Revenues	\$1,220,000	Other		
Total Cost	\$0	2014 Projected Revenues	\$1,280,000	GO		\$600,000
		810354 Total Revenues	\$7,355,890	Total		\$1,000,000
						Bottom Cell will not print on MPO TIP Form
Reconstruction Streets	76	2007 And Prior Revenues	\$0	Federal	Reconstructs neighborhood streets	
Limits		2008 Revenues	\$4,008,470	State		
Const Year	2009	2009 Projected Revenues	\$5,800,000	Dane Co		
Length (mi)	0.00	2010 Projected Revenues	\$4,515,000	Munci		
TID Design	\$0	2011 Projected Revenues	\$4,740,000	TIF		
26 Real Estate	\$0	2012 Projected Revenues	\$4,970,000	Assess		\$600,000
28 Construction	\$0	2013 Projected Revenues	\$5,230,000	Other		
Total Cost	\$0	2014 Projected Revenues	\$5,490,000	GO		\$5,200,000
		810355 Total Revenues	\$34,753,470	Total		\$5,800,000
						Bottom Cell will not print on MPO TIP Form
Bridge Repair and Replacement	77	2007 And Prior Revenues	\$0	Federal	Repairs Bridges.	
Limits		2008 Revenues	\$0	State		
Const Year	2009	2009 Projected Revenues	\$200,000	Dane Co		
Length (mi)	0.00	2010 Projected Revenues	\$110,000	Munci		
Design	\$0	2011 Projected Revenues	\$110,000	TIF		
Real Estate	\$0	2012 Projected Revenues	\$120,000	Assess		
Construction	\$0	2013 Projected Revenues	\$120,000	Other		
Total Cost	\$0	2014 Projected Revenues	\$130,000	GO		\$200,000
		810356 Total Revenues	\$790,000	Total		\$200,000
						Bottom Cell will not print on MPO TIP Form
Railroad Crossings & Quiet Zones	78	2007 And Prior Revenues	\$0	Federal	Repairs railroad crossings, installs	
Limits		2008 Revenues	\$0	State		
Const Year	2009	2009 Projected Revenues	\$80,000	Dane Co		
Length (mi)	0.00	2010 Projected Revenues	\$80,000	Munci		
TID Design	\$0	2011 Projected Revenues	\$3,370,000	TIF		
37 Real Estate	\$0	2012 Projected Revenues	\$90,000	Assess		
Construction	\$0	2013 Projected Revenues	\$90,000	Other		
Total Cost	\$0	2014 Projected Revenues	\$100,000	GO		\$80,000
		810357 Total Revenues	\$3,810,000	Total		\$80,000
						Bottom Cell will not print on MPO TIP Form
Pavement Management	79	2007 And Prior Revenues	\$0	Federal	Reconditions existing pavements, resurfacing.	
Limits		2008 Revenues	\$6,972,000	State		
Const Year	2009	2009 Projected Revenues	\$4,650,000	Dane Co		
Length (mi)	0.00	2010 Projected Revenues	\$4,700,000	Munci		
Design	\$0	2011 Projected Revenues	\$6,000,000	TIF		
Real Estate	\$0	2012 Projected Revenues	\$6,300,000	Assess		
Construction	\$0	2013 Projected Revenues	\$6,660,000	Other		
Total Cost	\$0	2014 Projected Revenues	\$7,410,000	GO		\$4,650,000
		810358 Total Revenues	\$42,692,000	Total		\$4,650,000
						Bottom Cell will not print on MPO TIP Form
Curb Repair with Resurfacing	80	2007 And Prior Revenues	\$0	Federal	Repairs curb and gutter on resurfacing streets.	
Limits		2008 Revenues	\$1,600,000	State		
Const Year	2009	2009 Projected Revenues	\$1,600,000	Dane Co		
Length (mi)	0.00	2010 Projected Revenues	\$1,680,000	Munci		
Design	\$0	2011 Projected Revenues	\$1,760,000	TIF		
Real Estate	\$0	2012 Projected Revenues	\$1,860,000	Assess		\$800,000
Construction	\$0	2013 Projected Revenues	\$1,940,000	Other		
Total Cost	\$0	2014 Projected Revenues	\$2,040,000	GO		\$800,000
		810358 Total Revenues	\$12,480,000	Total		\$1,600,000
						Bottom Cell will not print on MPO TIP Form

2009 TIP	Current and Projected Revenues		Proposed Capital Budget 2009	Comments
Resurfacing Arterial Streets 81 Limits Const Year 2009 Length (mi) 0.00 Arterial Design \$0 Real Estate \$0 Construction \$0 Total Cost \$0	2007 And Prior Revenues \$0 2008 Revenues \$655,000 2009 Projected Revenues \$3,000,000 2010 Projected Revenues \$3,150,000 2011 Projected Revenues \$3,310,000 2012 Projected Revenues \$3,470,000 2013 Projected Revenues \$3,650,000 2014 Projected Revenues \$3,830,000 810358 Total Revenues \$21,065,000	Federal State Dane Co Munci TIF Assess Other GO Total	\$3,000,000 \$3,000,000	Reconditions existing pavements on arterial  <small>Bottom Cell will not print on MPO TIP Form</small>
Pavement Repair Concrete Streets 82 Limits Const Year 2009 Length (mi) 0.00 Arterial Design \$0 Real Estate \$0 Construction \$0 Total Cost \$0	2007 And Prior Revenues \$0 2008 Revenues \$100,000 2009 Projected Revenues \$0 2010 Projected Revenues \$0 2011 Projected Revenues \$0 2012 Projected Revenues \$0 2013 Projected Revenues \$0 2014 Projected Revenues \$0 Total Revenues \$100,000	Federal State Dane Co Munci TIF Assess Other GO Total		Reconditions existing pavements on concrete  <small>Bottom Cell will not print on MPO TIP Form</small>
Neighborhood Traffic Management 83 Limits Const Year 2009 Length (mi) 0.00 Design \$0 Real Estate \$0 Construction \$0 Total Cost \$0	2007 And Prior Revenues \$0 2008 Revenues -\$42,960 2009 Projected Revenues \$495,325 2010 Projected Revenues \$260,000 2011 Projected Revenues \$280,000 2012 Projected Revenues \$290,000 2013 Projected Revenues \$300,000 2014 Projected Revenues \$320,000 810360 Total Revenues \$1,902,365	Federal State Dane Co Munci TIF Assess Other GO Total	\$145,325 \$350,000 \$495,325	Installs devices to slow traffic or reduce traffic  <small>Bottom Cell will not print on MPO TIP Form</small>
Pedestrian Impr on Arterial Streets 84 Limits Const Year 2009 Length (mi) 0.00 Design \$0 Real Estate \$0 Construction \$0 Total Cost \$0	2007 And Prior Revenues \$0 2008 Revenues \$180,000 2009 Projected Revenues \$50,000 2010 Projected Revenues \$160,000 2011 Projected Revenues \$170,000 2012 Projected Revenues \$180,000 2013 Projected Revenues \$190,000 2014 Projected Revenues \$200,000 810360 Total Revenues \$1,130,000	Federal State Dane Co Munci TIF Assess Other GO Total	\$50,000 \$50,000	Installs medians to improve pedestrian cross  <small>Bottom Cell will not print on MPO TIP Form</small>
Total All Projects Length (mi) 74.76 Design \$18,988,500 Real Estate \$19,480,000 Construction \$249,655,325 Total Cost \$288,124,325	2007 And Prior Revenues \$4,752,500 2008 Revenues \$31,928,095 2009 Projected Revenues \$67,964,555 2010 Projected Revenues \$48,935,000 2011 Projected Revenues \$53,336,000 2012 Projected Revenues \$51,204,000 2013 Projected Revenues \$51,020,000 2014 Projected Revenues \$40,610,000 Total Revenues \$349,750,150	Federal State Dane Co Munci TIF Assess Other GO Total	\$15,042,325 \$9,130,000 \$1,924,500 \$4,681,500 \$1,423,000 \$3,480,000 \$0 \$32,283,230 \$67,964,555	