


CAMP RANDALL SPORTS CENTER REPLACEMENT SCHEMATIC DESIGN

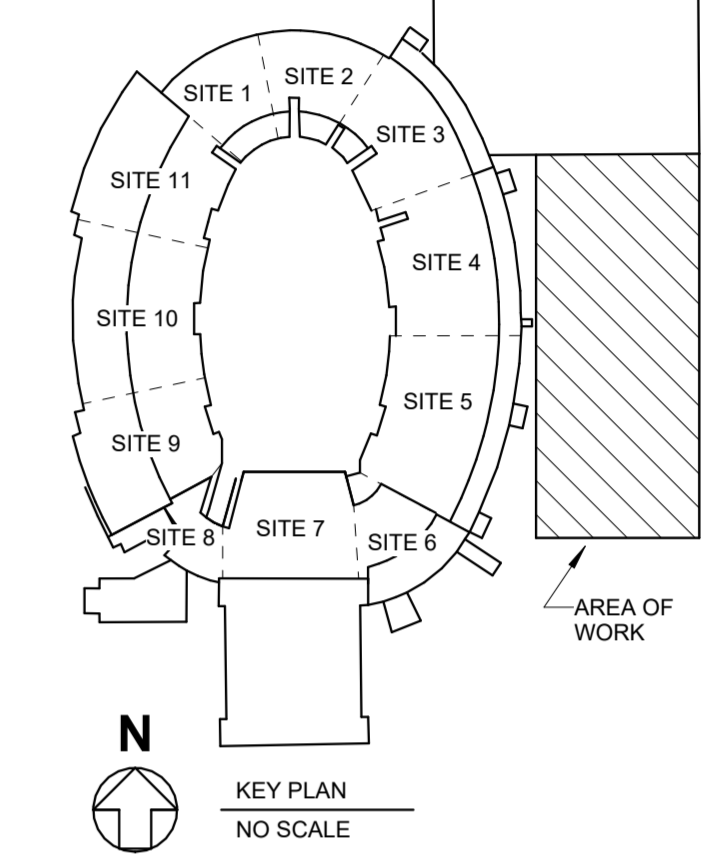
STATE OF WISCONSIN
DEPARTMENT OF ADMINISTRATION
DIVISION OF FACILITIES DEVELOPMENT
PROJECT NO. 22D5A

UNIVERSITY OF WISCONSIN, MADISON - ATHLETICS DEPARTMENT
1440 MONROE STREET
MADISON, WISCONSIN 53711

BERNERS-SCHOBER ASSOCIATES, INC.
ARCHITECTS, ENGINEERS, INTERIORS
GREEN BAY, WI
COMM. NO. 23UMAD06.00



PROJECT LOCATION



VOLUME NO. 01	
SHEET	NAME
GENERAL	
G000	TITLESHEET
CIVIL	
CS101	LAYOUT PLAN
CS102	LAYOUT PLAN
CG101	GRADING PLAN
CG102	GRADING PLAN
CU101	UTILITY PLAN
CU102	UTILITY PLAN
ARCHITECTURAL	
A000	BASEMENT AND PARKING LEVEL CODE PLAN - OVERALL
A001	LEVEL 1 CODE PLAN - OVERALL
A002	LEVEL 2 AND MEZZANINE LEVEL CODE PLAN - OVERALL
A100	PARKING LEVEL FLOOR PLAN - TRIANGLE
A101	LEVEL 1 FLOOR PLAN - TRIANGLE
A102	PARKING LEVEL FLOOR PLAN - INDOOR PRACTICE FIELD
A103	LEVEL 1 FLOOR PLAN - INDOOR PRACTICE FIELD
A104	LEVEL 2 FLOOR PLAN - INDOOR PRACTICE FIELD
A105	MEZZANINE LEVEL FLOOR PLAN - INDOOR PRACTICE FIELD
A106	BASEMENT AND PARKING LEVEL FLOOR PLAN - TRAINING FACILITY
A107	LEVEL 1 FLOOR PLAN - TRAINING FACILITY
A108	LEVEL 2 FLOOR PLAN - TRAINING FACILITY
A109	MEZZANINE LEVEL FLOOR PLAN - TRAINING FACILITY
A150	ROOF PLAN - TRIANGLE AND INDOOR PRACTICE FIELD
A151	ROOF PLAN - TRAINING FACILITY
A200	BUILDING ELEVATIONS - TRIANGLE AND INDOOR PRACTICE FIELD
A201	BUILDING ELEVATIONS - TRIANGLE AND INDOOR PRACTICE FIELD
A205	BUILDING ELEVATIONS - TRAINING FACILITY
A206	BUILDING ELEVATIONS - TRAINING FACILITY
A300	OVERALL BUILDING SECTIONS
A301	BUILDING SECTIONS - INDOOR PRACTICE FIELD
A302	BUILDING SECTIONS - TRAINING FACILITY
A306	BUILDING SECTIONS - TRAINING FACILITY
A310	EXTERIOR WALL SYSTEM - INDOOR PRACTICE FIELD
A311	EXTERIOR WALL SYSTEM - INDOOR PRACTICE FIELD
A312	EXTERIOR WALL SYSTEM - INDOOR PRACTICE FIELD
A313	EXTERIOR WALL SYSTEM - TRAINING FACILITY
A314	EXTERIOR WALL SYSTEM - TRAINING FACILITY
A315	EXTERIOR WALL SYSTEM - TRAINING FACILITY
A316	EXTERIOR WALL SYSTEM - TRAINING FACILITY
STRUCTURAL	
ST001	STRUCTURAL NOTES
ST002	STRUCTURAL SCHEDULES
ST100	FOUNDATION PLAN - TRIANGLE
ST101	LEVEL 1 FRAMING PLAN - TRIANGLE
ST102	ROOF FRAMING PLAN - TRIANGLE
ST106	FOUNDATION PLAN - TRAINING FACILITY
ST107	LEVEL 1 FRAMING PLAN - TRAINING FACILITY
ST108	LEVEL 2 & ROOF FRAMING PLAN - TRAINING FACILITY
ST109	FUTURE LEVELS FLOOR FRAMING PLAN - TRAINING FACILITY
ST110	ROOF FRAMING PLAN - TRAINING FACILITY
ST800	STRUCTURAL FOUNDATION DETAILS

VOLUME NO. 01	
SHEET	NAME
S000	COVER SHEET
S001	GENERAL NOTES
S002	GENERAL NOTES
S010	LOADING DIAGRAMS
S100	BASEMENT FRAMING PLAN - OVERALL
S101	LEVEL 01 FRAMING PLAN - OVERALL
S102	LEVEL 02 FRAMING PLAN - OVERALL
S103	LEVEL 03 FRAMING PLAN - OVERALL
S104	LEVEL 04 FRAMING PLAN - OVERALL
S105	ROOF FRAMING PLAN - OVERALL
S200	BUILDING ISOMETRICS
S201	BUILDING ELEVATIONS
S202	BUILDING ELEVATIONS
S203	BUILDING ELEVATIONS
S300	STEEL BRACED FRAME ELEVATIONS AND DETAILS
S331	STEEL BRACED FRAME ELEVATIONS AND DETAILS
S340	STEEL TRUSS ELEVATIONS
FIRE PROTECTION	
F001	PARKING LEVEL OVERALL PLAN - INDOOR PRACTICE FIELD
F002	BASEMENT FLOOR OVERALL PLAN - TRAINING FACILITY
F003	LEVEL 1 OVERALL PLAN - INDOOR PRACTICE FIELD
F004	LEVEL 1 OVERALL PLAN - TRAINING FACILITY
F005	LEVEL 2 OVERALL PLAN - INDOOR PRACTICE FIELD
F006	LEVEL 2 OVERALL PLAN - TRAINING FACILITY
F007	MEZZANINE OVERALL PLAN - INDOOR PRACTICE FIELD
F008	MEZZANINE OVERALL PLAN - TRAINING FACILITY
F100	LEVEL 1 FLOOR PLAN - INDOOR PRACTICE FIELD
F101	PARKING LEVEL FLOOR PLAN - TRIANGLE
F102	LEVEL 1 FLOOR PLAN - TRIANGLE
F103	PARKING LEVEL FLOOR PLAN - INDOOR PRACTICE FIELD SOUTH
F104	LEVEL 1 FLOOR PLAN - INDOOR PRACTICE FIELD SOUTH
F105	LEVEL 2 FLOOR PLAN - INDOOR PRACTICE FIELD SOUTH
F106	MEZZANINE LEVEL FLOOR PLAN - INDOOR PRACTICE FIELD SOUTH
F107	PARKING LEVEL FLOOR PLAN - INDOOR PRACTICE FIELD NORTH
F108	LEVEL 1 FLOOR PLAN - INDOOR PRACTICE FIELD NORTH
F109	LEVEL 2 FLOOR PLAN - INDOOR PRACTICE FIELD NORTH
F110	MEZZANINE FLOOR PLAN - INDOOR PRACTICE FIELD NORTH
F120	BASEMENT FLOOR PLAN - TRAINING FACILITY
F121	LEVEL 1 FLOOR PLAN - TRAINING FACILITY
F122	LEVEL 2 FLOOR PLAN - TRAINING FACILITY
F123	MEZZANINE FLOOR PLAN - TRAINING FACILITY
F124	LEVEL 1 FLOOR PLAN - TRAINING FACILITY
F125	LEVEL 1 FLOOR PLAN - TRAINING FACILITY
F126	LEVEL 1 FLOOR PLAN - TRAINING FACILITY
F127	LEVEL 2 FLOOR PLAN - TRAINING FACILITY
F128	LEVEL 2 FLOOR PLAN - TRAINING FACILITY
F129	LEVEL 2 FLOOR PLAN - TRAINING FACILITY
F130	MEZZANINE FLOOR PLAN - TRAINING FACILITY
F131	MEZZANINE FLOOR PLAN - TRAINING FACILITY
F132	MEZZANINE FLOOR PLAN - TRAINING FACILITY
F501	DETAILS

VOLUME NO. 02	
SHEET	NAME
PLUMBING	
P001	FOUNDATION OVERALL PLAN - INDOOR PRACTICE FIELD AND TRIANGLE
P002	FOUNDATION OVERALL PLAN - TRAINING FACILITY
P003	PARKING LEVEL OVERALL FLOOR PLAN - INDOOR PRACTICE FIELD AND TRIANGLE
P004	BASEMENT FLOOR OVERALL PLAN - TRAINING FACILITY
P005	LEVEL 1 OVERALL PLAN - INDOOR PRACTICE FIELD AND TRIANGLE
P006	LEVEL 1 OVERALL PLAN - TRAINING FACILITY
P007	LEVEL 2 OVERALL PLAN - INDOOR PRACTICE FIELD
P008	LEVEL 2 OVERALL PLAN - TRAINING FACILITY
P009	MEZZANINE LEVEL OVERALL PLAN - INDOOR PRACTICE FIELD
P010	MEZZANINE LEVEL OVERALL PLAN - TRAINING FACILITY
P100	FOUNDATION PLAN - TRIANGLE
P101	PARKING LEVEL FLOOR PLAN - TRIANGLE
P102	LEVEL 1 FLOOR PLAN - TRIANGLE
P103	ROOF PLAN - TRIANGLE
P104	FOUNDATION PLAN - INDOOR PRACTICE FIELD SOUTH
P105	PARKING LEVEL FLOOR PLAN - INDOOR PRACTICE FIELD SOUTH
P106	LEVEL 1 FLOOR PLAN - INDOOR PRACTICE FACILITY SOUTH
P107	LEVEL 2 FLOOR PLAN - INDOOR PRACTICE FACILITY SOUTH
P108	MEZZANINE FLOOR PLAN - INDOOR PRACTICE FACILITY SOUTH
P109	ROOF PLAN - INDOOR PRACTICE FACILITY SOUTH
P110	FOUNDATION PLAN - INDOOR PRACTICE FIELD NORTH
P111	PARKING LEVEL FLOOR PLAN - INDOOR PRACTICE FIELD NORTH
P112	LEVEL 1 FLOOR PLAN - INDOOR PRACTICE FIELD NORTH
P113	LEVEL 2 FLOOR PLAN - INDOOR PRACTICE FIELD NORTH
P114	MEZZANINE FLOOR PLAN - INDOOR PRACTICE FIELD NORTH
P115	ROOF PLAN - INDOOR PRACTICE FIELD NORTH
P120	FOUNDATION PLAN - TRAINING FACILITY
P121	FOUNDATION PLAN - TRAINING FACILITY
P122	FOUNDATION PLAN - TRAINING FACILITY
P123	FOUNDATION PLAN - TRAINING FACILITY
P124	BASEMENT FLOOR PLAN - TRAINING FACILITY
P125	BASEMENT FLOOR PLAN - TRAINING FACILITY
P126	BASEMENT FLOOR PLAN - TRAINING FACILITY
P127	LEVEL 1 FLOOR PLAN - TRAINING FACILITY
P128	LEVEL 1 FLOOR PLAN - TRAINING FACILITY
P129	LEVEL 1 FLOOR PLAN - TRAINING FACILITY
P130	LEVEL 2 FLOOR PLAN - TRAINING FACILITY
P131	LEVEL 2 FLOOR PLAN - TRAINING FACILITY
P132	LEVEL 2 FLOOR PLAN - TRAINING FACILITY
P133	MEZZANINE FLOOR PLAN - TRAINING FACILITY
P134	MEZZANINE FLOOR PLAN - TRAINING FACILITY
P135	MEZZANINE FLOOR PLAN - TRAINING FACILITY
P501	DETAILS


VOLUME NO. 02	
SHEET	NAME
HVAC	
M100	PARKING LEVEL FLOOR PLAN - NEW WORK - TRIANGLE
M101	LEVEL 1 FLOOR PLAN - NEW WORK - TRIANGLE
M102	PARKING LEVEL FLOOR PLAN - NEW WORK - INDOOR PRACTICE FIELD
M103	LEVEL 1 FLOOR PLAN - NEW WORK - INDOOR PRACTICE FIELD
M104	LEVEL 2 FLOOR PLAN - NEW WORK - INDOOR PRACTICE FIELD
M105	MEZZANINE LEVEL FLOOR PLAN - NEW WORK - INDOOR PRACTICE FIELD
M106	PARKING LEVEL FLOOR PLAN - NEW WORK - INDOOR PRACTICE FIELD
M107	LEVEL 1 FLOOR PLAN - NEW WORK - INDOOR PRACTICE FIELD
M108	LEVEL 2 FLOOR PLAN - NEW WORK - INDOOR PRACTICE FIELD
M109	MEZZANINE LEVEL FLOOR PLAN - NEW WORK - INDOOR PRACTICE FIELD
M120	BASEMENT FLOOR PLAN - NEW WORK - TRAINING FACILITY
M121	BASEMENT FLOOR PLAN - NEW WORK - TRAINING FACILITY
M122	BASEMENT FLOOR PLAN - NEW WORK - TRAINING FACILITY
M123	LEVEL 1 FLOOR PLAN - NEW WORK - TRAINING FACILITY
M124	LEVEL 1 FLOOR PLAN - NEW WORK - TRAINING FACILITY
M125	LEVEL 1 FLOOR PLAN - NEW WORK - TRAINING FACILITY
M126	LEVEL 2 FLOOR PLAN - NEW WORK - TRAINING FACILITY
M127	LEVEL 2 FLOOR PLAN - NEW WORK - TRAINING FACILITY
M128	LEVEL 2 FLOOR PLAN - NEW WORK - TRAINING FACILITY
M129	MEZZANINE LEVEL FLOOR PLAN - NEW WORK - TRAINING FACILITY
M130	MEZZANINE LEVEL FLOOR PLAN - NEW WORK - TRAINING FACILITY
M131	MEZZANINE LEVEL FLOOR PLAN - NEW WORK - TRAINING FACILITY
ELECTRICAL	
E2101	SITE PLAN
E100	PARKING LEVEL PLAN - TRIANGLE
E101	LEVEL 1 PLAN - TRIANGLE
E102	PARKING LEVEL PLAN - INDOOR PRACTICE FIELD
E103	LEVEL 1 PLAN - INDOOR PRACTICE FIELD
E104	LEVEL 2 PLAN - INDOOR PRACTICE FIELD
E105	MEZZANINE LEVEL - INDOOR PRACTICE FIELD
E106	PARKING LEVEL PLAN - INDOOR PRACTICE FIELD
E107	LEVEL 1 PLAN - INDOOR PRACTICE FIELD
E108	LEVEL 2 PLAN - INDOOR PRACTICE FIELD
E109	MEZZANINE LEVEL - INDOOR PRACTICE FIELD
E120	BASEMENT LEVEL PLAN - TRAINING FACILITY
E121	BASEMENT LEVEL PLAN - TRAINING FACILITY
E122	BASEMENT LEVEL PLAN - TRAINING FACILITY
E123	LEVEL 1 PLAN - TRAINING FACILITY
E124	LEVEL 1 PLAN - TRAINING FACILITY
E125	LEVEL 1 PLAN - TRAINING FACILITY
E126	LEVEL 2 PLAN - TRAINING FACILITY
E127	LEVEL 2 PLAN - TRAINING FACILITY
E128	LEVEL 2 PLAN - TRAINING FACILITY
E129	MEZZANINE LEVEL - TRAINING FACILITY
E130	MEZZANINE LEVEL - TRAINING FACILITY
E131	MEZZANINE LEVEL - TRAINING FACILITY
TRAFFIC	
TR001	GENERAL NOTES
TR101	PARKING LEVEL AREA STRIPING PLAN - I/PF
TR102	PARKING LEVEL STRIPING PLAN - TRAINING FACILITY
TR201	STRIPING AND SIGNAGE DETAILS
TR202	STRIPING AND SIGNAGE DETAILS
TR203	STRIPING DETAILS

PRELIMINARY - NOT FOR CONSTRUCTION



bernersschober
310 Pine Street Green Bay, WI 54301
920.432.4665
23UMAD06.00

State of Wisconsin
Department of Administration
Division of State Facilities

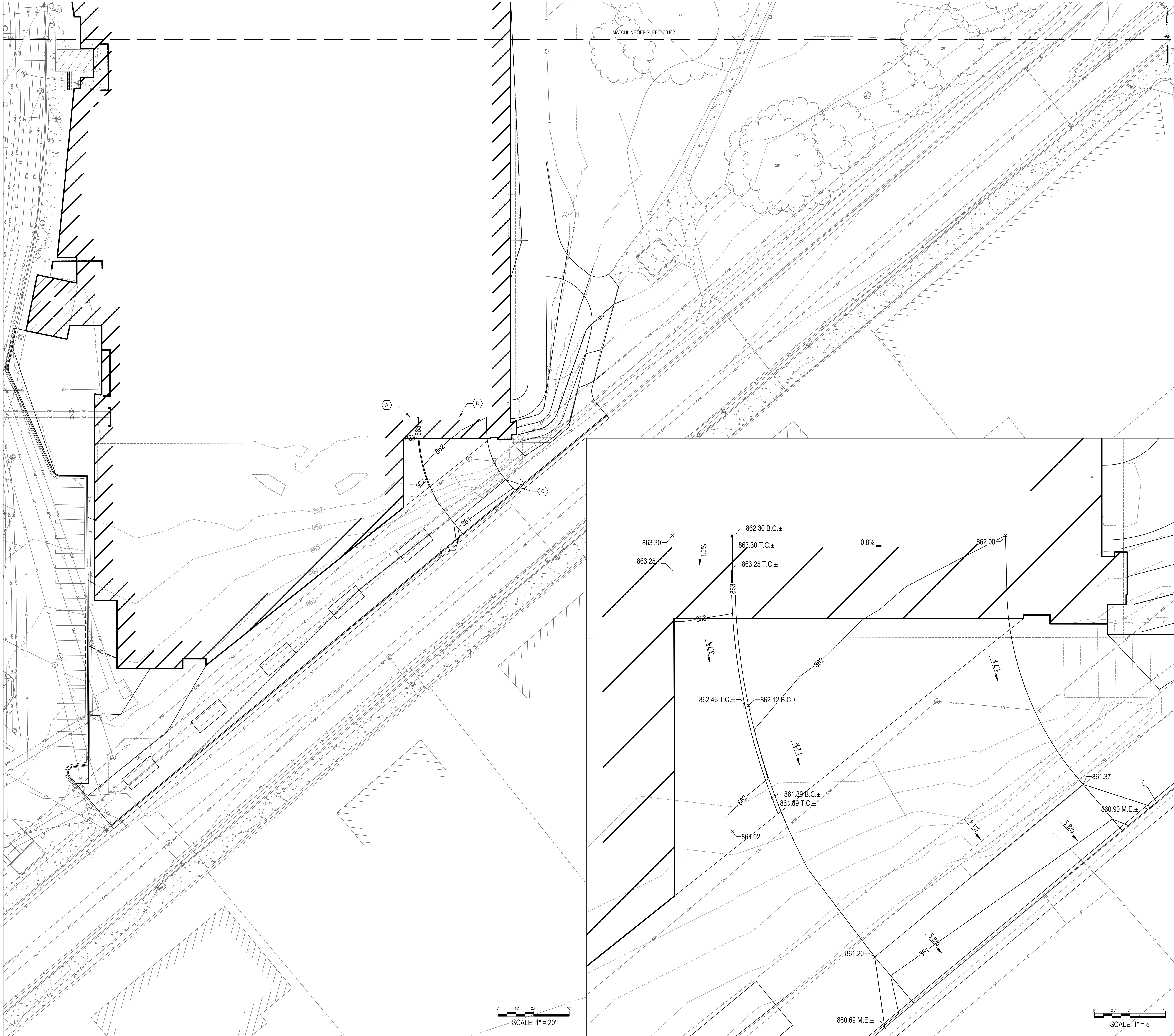


1440 MONROE STREET
MADISON, WI 53711

CAMP RANDALL SPORTS CENTER
REPLACEMENT
University of Wisconsin - Madison
Madison, Wisconsin

Revisions:		
No.	Date:	Description:
1	05/28/24	Schematic Design

Graphic Scale	
DFD Number	22D5A
Set Type	SD
Date Issued	05/28/2024
Sheet Number	G000



SHEET NOTES

- PRIOR TO COMMENCEMENT OF WORK, VERIFY LOCATIONS AND DEPTHS OF ALL UNDERGROUND UTILITIES THAT MAY BE AFFECTED BY CONSTRUCTION AND TAKE RESPONSIBILITY FOR DAMAGES TO SUCH UTILITIES CAUSED AS RESULT OF CONSTRUCTION.
- SECURE ALL NECESSARY PERMITS AND NOTIFY ALL UTILITY COMPANIES WITH UTILITIES ON THE SITE PRIOR TO THE CONSTRUCTION OF THE PROJECT. ADHERE TO ALL APPLICABLE LOCAL, STATE AND FEDERAL LAWS OR REGULATIONS PERTAINING TO THE PROJECT.

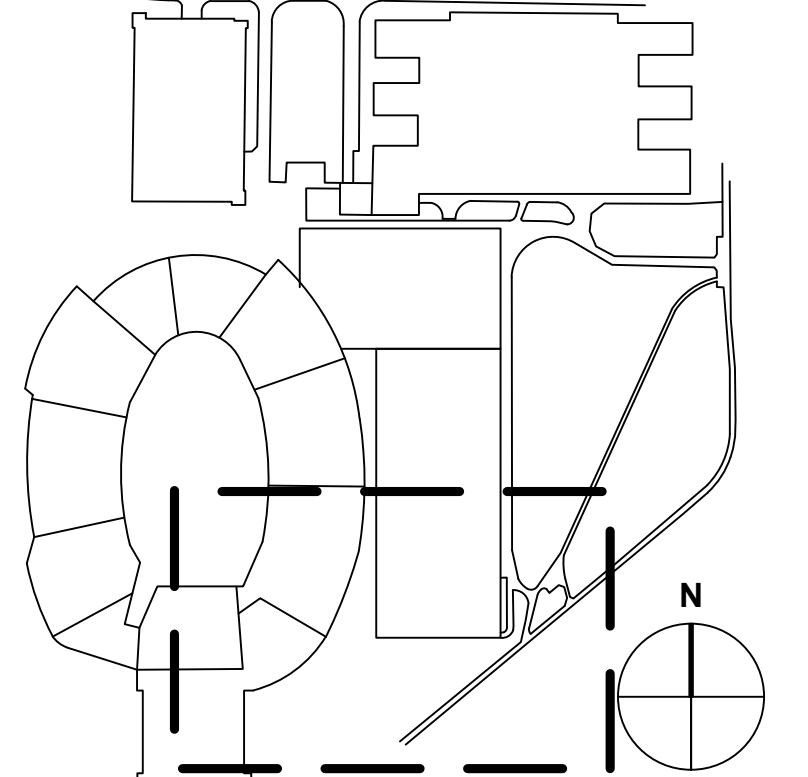
KEYED NOTES

- (A) ABOVE GRADE DOOR
- (B) CURB CUT
- (C) PARKING RAMP ENTRY

LEGEND


- 865 --- EXISTING MAJOR CONTOUR
- 864 --- EXISTING MINOR CONTOUR
- 865 — PROPOSED MAJOR CONTOUR
- 864 — PROPOSED MINOR CONTOUR
- 861.50 M.E. ↘ MATCH EXISTING ELEVATION
- 861.50 ↘ PROPOSED SPOT ELEVATION
- 861.50 T.C. ↘ PROPOSED TOP OF CURB ELEVATION
- 861.50 B.C. ↘ PROPOSED BOTTOM OF CURB ELEVATION
- 2.5% ↘ DRAINAGE SLOPE
- - - - - PROPERTY LINE

KEY PLAN




PRELIMINARY - NOT FOR CONSTRUCTION

SMITHGROUP
 44 EAST WISCONSIN STREET
 SUITE 500
 MADISON, WI 53703
 608.251.1177
 www.smithgroup.com



bernersschaber
 310 Pine Street Green Bay, WI 54301
 920.432.4665
 23UMAD06.00

State of Wisconsin
 Department of Administration
 Division of State Facilities

 1440 MONROE STREET
 MADISON, WI 53711

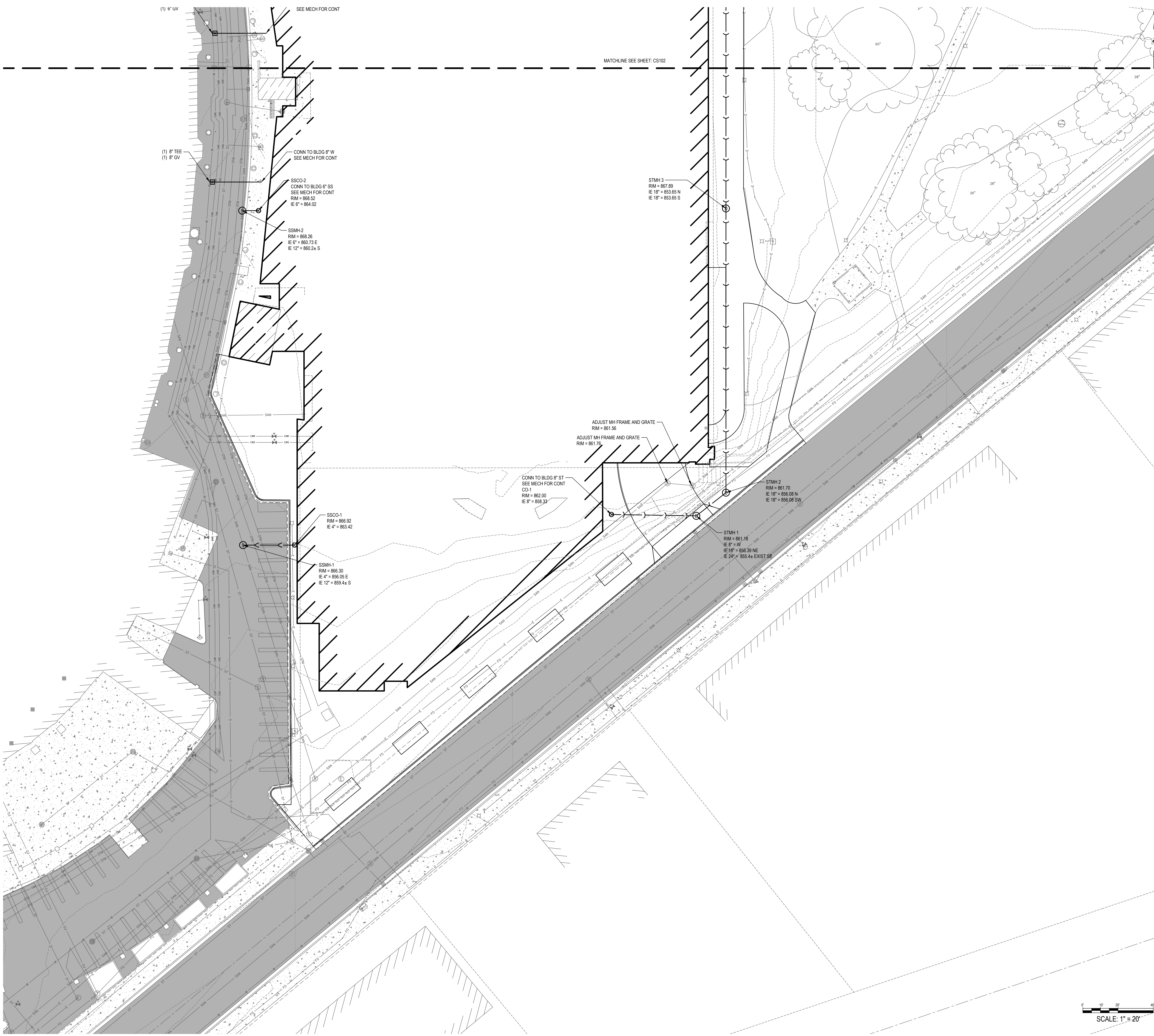
CAMP RANDALL SPORTS CENTER REPLACEMENT
 University of Wisconsin - Madison
 Madison, Wisconsin
 GRADING PLAN

Revisions:

No.	Date	Description
1	05/28/24	Schematic Design

Graphic Scale	
DFD Number	22D5A
Set Type	SD
Date Issued	5/28/2024
Sheet Number	CG101

AND USE APPLICATION SUBMITTAL 5.28.24



SHEET NOTES

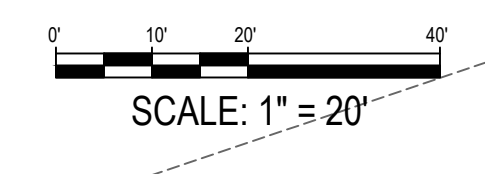
1. PRIOR TO COMMENCEMENT OF WORK, VERIFY LOCATIONS AND DEPTHS OF ALL UNDERGROUND UTILITIES THAT MAY BE AFFECTED BY CONSTRUCTION AND TAKE RESPONSIBILITY FOR DAMAGES TO SUCH UTILITIES CAUSED AS RESULT OF CONSTRUCTION.
2. SECURE ALL NECESSARY PERMITS AND NOTIFY ALL UTILITY COMPANIES WITH UTILITIES ON THE SITE PRIOR TO THE CONSTRUCTION OF THE PROJECT. ADHERE TO ALL APPLICABLE LOCAL, STATE AND FEDERAL LAWS OR REGULATIONS PERTAINING TO THE PROJECT.
3. CONTRACTOR TO COORDINATE RIM ELEVATIONS AND FINISHED GRADES WITH THE CITY OF MADISON. CITY OF MADISON TO FINISH RIGHT OF WAY BEYOND CONTRACTORS SCOPE OF WORK.
4. REFER TO BUILDING PLANS FOR COORDINATION OF INVERT ELEVATIONS AT BUILDING CONNECTIONS.
- 5.

KEYED NOTES

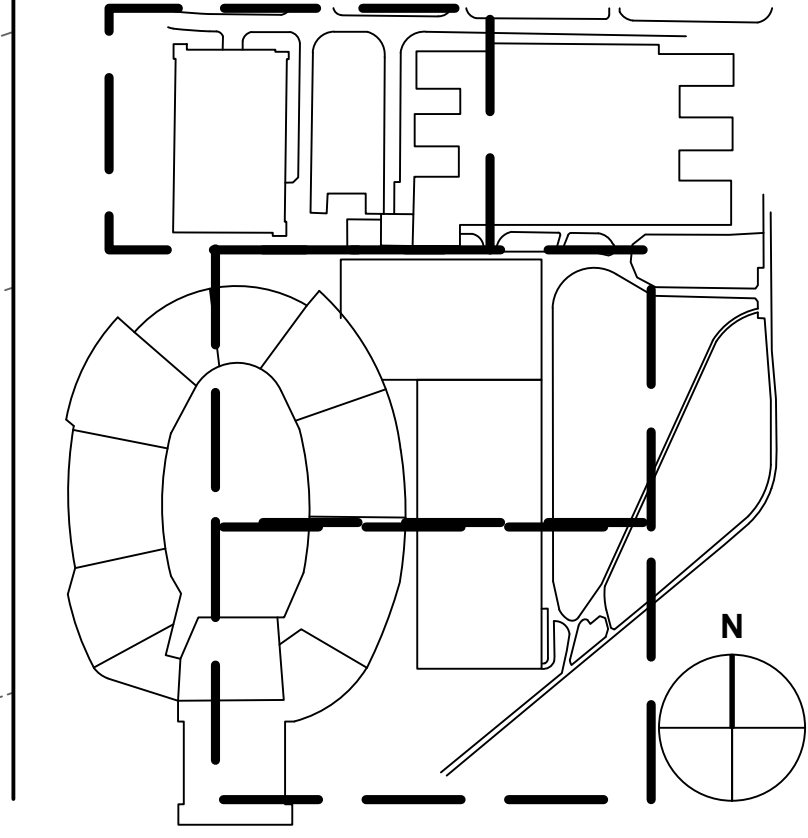
- (A) NOT USED
- (B)
- (C)

LEGEND

- WATER MAIN
- SANITARY SEWER
- STORM SEWER
- ⊕ GATE VALVE BOX
- ⊕ SANITARY MANHOLE
- ⊕ CLEANOUT
- ⊕ STORM MANHOLE
- ⊕ CURB INLET



KEY PLAN



PRELIMINARY - NOT FOR CONSTRUCTION

SMITHGROUP
 44 EAST WIFFLUN STREET
 SUITE 500
 MADISON, WI 53703
 608.251.1177
 www.smithgroup.com

OK

bernersschaber
 310 Pine Street Green Bay, WI 54301
 920.432.4665
 23UMAD06.00

State of Wisconsin
 Department of Administration
 Division of State Facilities



1440 MONROE STREET
 MADISON, WI 53711

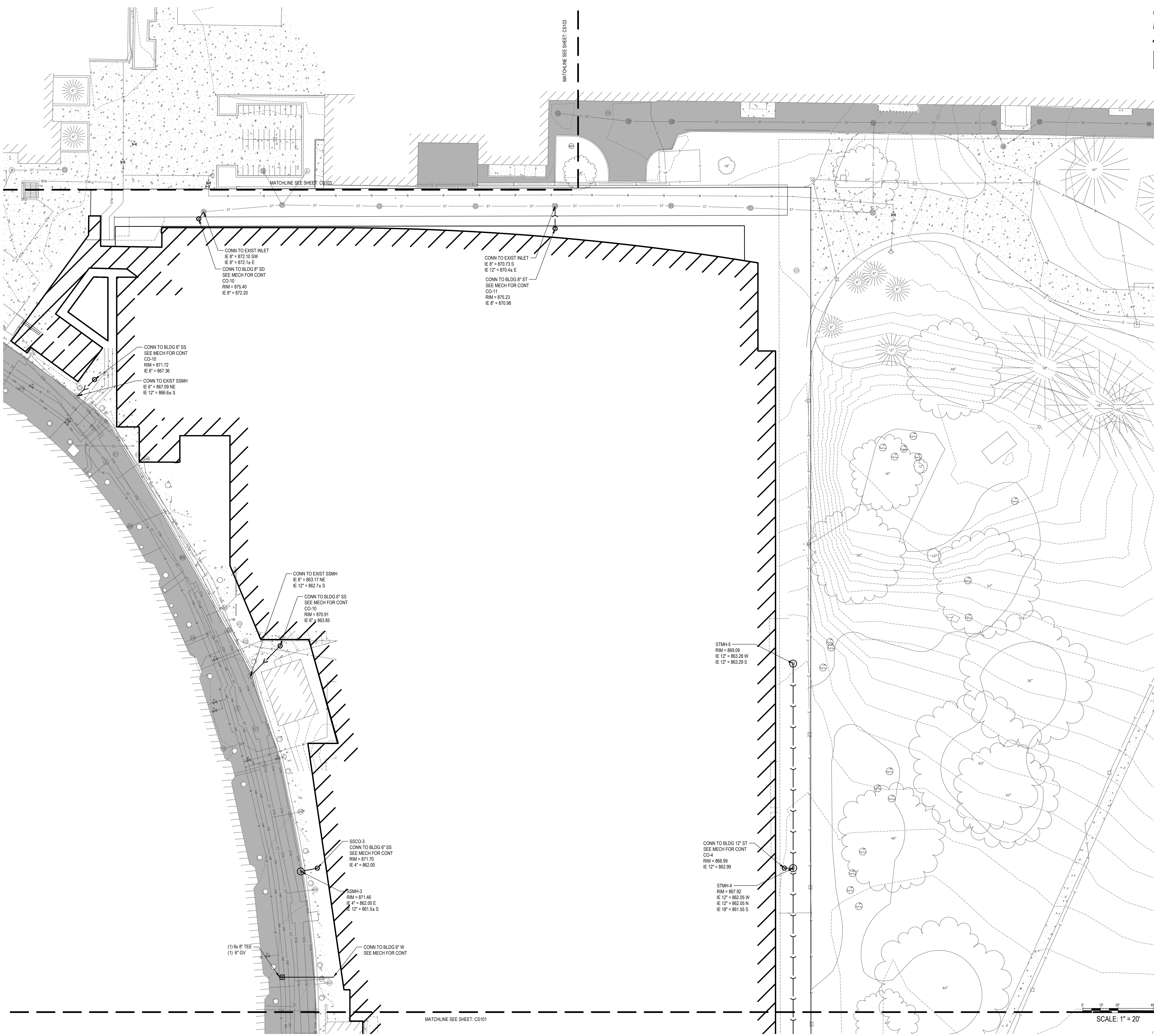
CAMP RANDALL SPORTS CENTER REPLACEMENT
 University of Wisconsin - Madison
 Madison, Wisconsin

UTILITY PLAN

Revisions:

No.	Date	Description
1	05/28/24	Schematic Design

Graphic Scale	
DFD Number	22D5A
Set Type	SD
Date Issued	5/28/2024
Sheet Number	CU101



SHEET NOTES

1. PRIOR TO COMMENCEMENT OF WORK, VERIFY LOCATIONS AND DEPTHS OF ALL UNDERGROUND UTILITIES THAT MAY BE AFFECTED BY CONSTRUCTION AND TAKE RESPONSIBILITY FOR DAMAGES TO SUCH UTILITIES CAUSED AS RESULT OF CONSTRUCTION.
2. SECURE ALL NECESSARY PERMITS AND NOTIFY ALL UTILITY COMPANIES WITH UTILITIES ON THE SITE PRIOR TO THE CONSTRUCTION OF THE PROJECT. ADHERE TO ALL APPLICABLE LOCAL, STATE AND FEDERAL LAWS OR REGULATIONS PERTAINING TO THE PROJECT.
3. CONTRACTOR TO COORDINATE RIM ELEVATIONS AND FINISHED GRADES WITH THE CITY OF MADISON. CITY OF MADISON TO FINISH RIGHT OF WAY BEYOND CONTRACTORS SCOPE OF WORK.
4. REFER TO BUILDING PLANS FOR COORDINATION OF INVERT ELEVATIONS AT BUILDING CONNECTIONS.

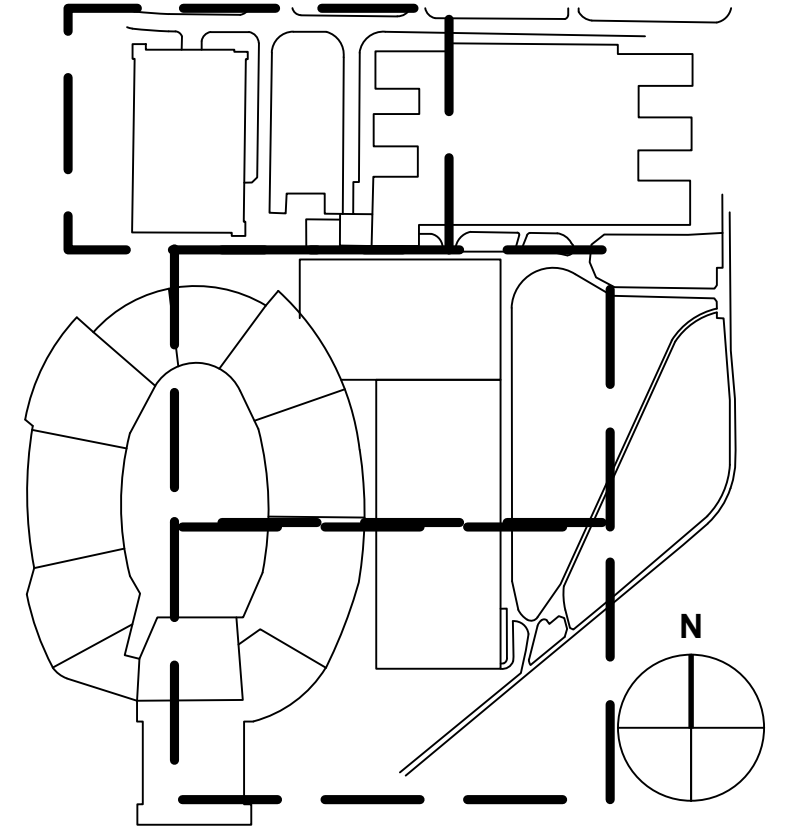
KEYED NOTES

- (A) NOT USED
- (B)
- (C)

LEGEND

- WATER MAIN
- SANITARY SEWER
- STORM SEWER
- GATE VALVE BOX
- ⊙ SANITARY MANHOLE
- ⊙ CLEANOUT
- ⊙ STORM MANHOLE
- CURB INLET

KEY PLAN



SCALE: 1" = 20'

PRELIMINARY - NOT FOR CONSTRUCTION

SMITHGROUP
 44 EAST WISCONSIN STREET
 SUITE 500
 MADISON, WI 53703
 608.251.1177
 www.smithgroup.com

OK

bernersschaber
 310 Pine Street Green Bay, WI 54301
 920.432.4665
 23UMAD06.00

State of Wisconsin
 Department of Administration
 Division of State Facilities



1440 MONROE STREET
 MADISON, WI 53711

CAMP RANDALL SPORTS CENTER
 REPLACEMENT
 University of Wisconsin - Madison
 Madison, Wisconsin

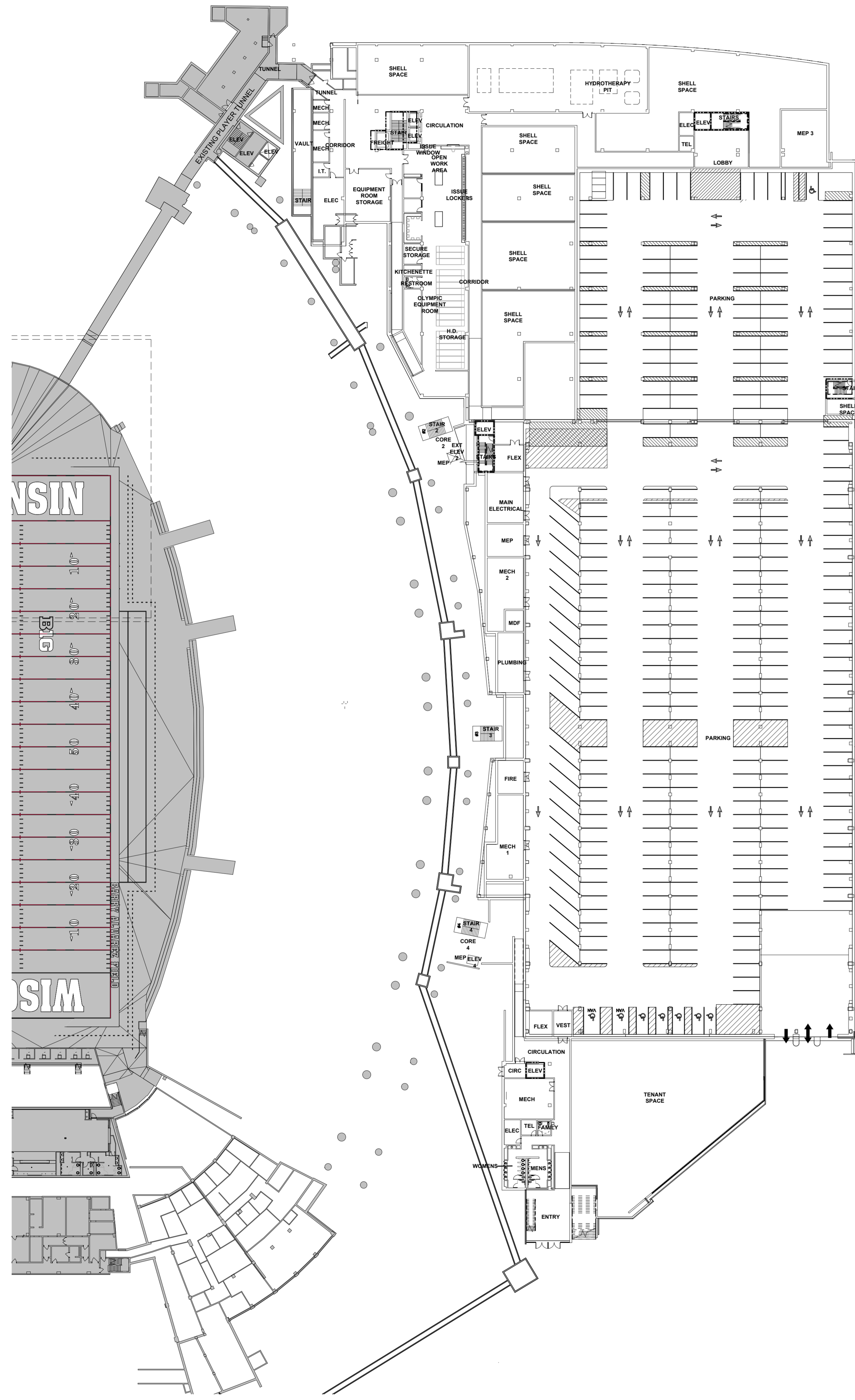
UTILITY PLAN

Revisions:

No.	Date:	Description:
1	05/28/24	Schematic Design

Graphic Scale	
DFD Number	22D5A
Set Type	SD
Date Issued	5/28/2024
Sheet Number	CU102

AND USE APPLICATION SUBMITTAL 5.28.24



A1 GRARAGE LEVEL CODE PLAN
 1" = 40'-0"
 0 10' 20' 40' 60'

PROJECT INFORMATION	
PROJECT NAME:	CAMP RANDALL SPORTS CENTER REPLACEMENT
OWNER:	UNIVERSITY OF WISCONSIN MADISON
LOCATION:	1430 MONROE STREET MADISON, WISCONSIN
APPLICABLE CODES	
	INTERNATIONAL BUILDING CODES (IBC) 2015
	INTERNATIONAL EXISTING BUILDING CODE (IEBC) 2015
	NFPA 101 - 2012 EDITION
	ICC A117.1 (2009) ACCESSIBLE AND USABLE BUILDINGS AND FACILITIES
SUBMITTAL INFORMATION	
TYPE OF SUBMITTAL:	NEW CONSTRUCTION
OCCUPANCIES:	BUSINESS AND ASSEMBLY (A-3), NON-SEPARATED
NUMBER OF FLOORS/ HEIGHT:	2 STORIES (PLAN FOR ADDITIONAL STORIES)
SPRINKLER SYSTEM:	BUILDING IS FULLY SPRINKLERED PER NFPA 13

CHAPTER 3 OCCUPANCY TYPES	
LOWER LEVELS:	S-1 STORAGE (MECHANICAL) (2 FLOOR ELEVATIONS, S-2 PARKING GARAGE 1 STORY)
1ST FLOOR:	A-4 ASSEMBLY (INDOOR PRACTICE) (A-3 OUTDOOR PLAZA) B BUSINESS (FOOTBALL TEAM SPACES) S-1 STORAGE
2ND FLOOR:	A-3 ASSEMBLY (MEETING & DINING ROOMS) B BUSINESS (FOOTBALL OFFICES)
3RD FLOOR:	S-1 STORAGE (MECHANICAL SPACE) A-3 TRACK (MEZZANINE TO PRACTICE FIELD)

CHAPTER 6 TYPES OF CONSTRUCTION	
CONSTRUCTION CLASS: I-B	IBC 602.2 NON-COMBUSTIBLE MATERIALS EXCEPT AS ALLOWED BY CODE
IBC TABLE 601	RATING OF BUILDING ELEMENTS:
PRIMARY STRUCTURAL FRAME:	2 HOUR
BEARING WALLS:	2 HOUR
FLOOR CONSTRUCTION:	2 HOUR
ROOF CONSTRUCTION:	1 HOUR
EXTERIOR NON-BEARING WALLS	VARIES - SEE CODE PLANS AND BELOW

THE FOLLOWING APPLIES TO BUILDINGS NEAR TO, BUT NOT DIRECTLY ADJACENT TO CAMP RANDALL, SUCH AS THE ATHLETICS OPERATIONS BUILDING AND THE NEW CAMP RANDALL SPORTS CENTER:

EXTERIOR WALL RATING BASED ON FIRE SEPARATION DISTANCE: TABLE 602 0 HR RATING FOR OVER 30' SEPARATION
 1 HR RATING FOR UNDER 30' SEPARATION

WALLS TOWARD CAMP RANDALL AND FETZER CENTER WILL BE 1 HOUR RATED WHERE NOT CONNECTING.

THE FOLLOWING APPLIES TO BUILDINGS/STRUCTURES DIRECTLY ADJACENT TO CAMP RANDALL, SUCH AS THE FIELD HOUSE, WELLS HALL, THE MCCLAIN CENTER, THE FETZER CENTER, AND PORTIONS OF THE NEW CAMP RANDALL SPORTS CENTER:

CHAPTER 5 GENERAL BUILDING HEIGHTS AND AREAS			
PROPOSED NUMBER OF FLOORS/ HEIGHT:	3 STORIES	85 FT	
Type I-B Construction:	ALLOWABLE HEIGHT/STORIES ABOVE GRADE:	IBC TABLE 504.3	IBC TABLE 504.4
	OCCUPANCY	HEIGHT	STORIES
	A-4	160'	12
	B	160'	12
	M	160'	12
	R-2	180'	12
	S-1	160'	12
	S-2	160'	12
Type I-B Construction:	ALLOWABLE AREA PER FLOOR:	IBC TABLE 506.2	
	OCCUPANCY	AREA	WITH INCREASE BASED ON FRONTAGE PER 506.3.3
	A-4	UNLIMITED	
	B	UNLIMITED	
	M	UNLIMITED	
	R-2	UNLIMITED	
	S-1	192,000	200,000
	S-2	316,000	329,167

STRATEGY FOR COMPLIANCE WITH AREA REQUIREMENTS:			
506.2.4 ALLOWABLE AREA OF MULTIPLE OCCUPANCIES			
CALCULATED FOR BASEMENT ONLY, WITH I-1 AND S-2 OCCUPANCIES (I-B CONSTRUCTION)			
Proposed floor areas:	S-1 Storage	S-2 parking	Mercantile
	52,100	120,500	17,100
Allowable areas:	200,000	329,167	Unlimited
Ratio:	0.26	0.37	
SUM OF RATIOS FOR BASEMENT:	0.63	< 1	COMPLES

508 MIXED USE AND OCCUPANCY	
OCCUPANCIES OF THE UPPER FLOORS HAVE UNLIMITED ALLOWABLE AREAS (I-B CONSTRUCTION)	
508.1	EACH PORTION OF BUILDING INDIVIDUALLY CLASSIFIED.
508.2	ACCESSORY OCCUPANCIES.
508.2.3	AGGREGATE ACCESSORY OCCUPANCIES SHALL NOT BE MORE THAN 10% OF THE FLOOR AREA IN WHICH THEY OCCUR, AND MUST COMPLY WITH TABLE 506.2 FOR EACH OCCUPANCY.
ACCESSORY OCCUPANCIES WILL BE USED FOR MOST STORAGE ROOMS ON UPPER FLOORS.	
508.2.4	NO SEPARATION REQUIRED BETWEEN PRIMARY AND ACCESSORY OCCUPANCIES.
EXCEPTION 2: DWELLING UNITS SHALL BE SEPARATED PER SECTION 420.	
508.3	NON-SEPARATED OCCUPANCIES
AREAS SHALL BE INDIVIDUALLY CLASSIFIED. MOST RESTRICTIVE PROVISIONS OF CHAPTER 9 SHALL APPLY. (FIRE PROTECTION), IN A HIGH RISE, THE MOST RESTRICTIVE REQUIREMENTS OF SECTION 403 SHALL APPLY THROUGHOUT THE BUILDING.	
PRIMARY OCCUPANCIES OF A-3, A-4, S-1 AND BUSINESS WILL BE NON-SEPARATED.	
508.3.2	ALLOWABLE BUILDING AREA AND HEIGHT SHALL BE BASED ON MOST RESTRICTIVE FOR THE OCCUPANCY GROUPS UNDER CONSIDERATION. MAJORITY OF THE BUILDING'S OCCUPANCIES (ASSEMBLY AND BUSINESS) HAVE UNLIMITED ALLOWABLE AREA.
508.4	SEPARATED OCCUPANCIES
508.4.2	BUILDINGS OR PORTIONS OF BUILDINGS THAT COMPLY WITH THIS SECTION SHALL BE CONSIDERED SEPARATED OCCUPANCIES. THE MERCANTILE PORTION OF THE BUILDING AND THE PARKING GARAGE WILL BE SEPARATED OCCUPANCIES.

CHAPTER 4 SPECIAL DETAILED REQUIREMENTS BASED ON USE AND OCCUPANCY		
SECTION 403	HIGH-RISE BUILDINGS	
ALTHOUGH THIS BUILDING IS NOT CURRENTLY A HIGH-RISE, IT IS BEING DESIGNED TO COMPLY WITH HIGH-RISE REQUIREMENTS TO SUPPORT FUTURE VERTICAL ADDITIONS:		
403.2.3	STRUCTURAL INTEGRITY OF INTERIOR EXIT STAIRWAYS AND ELEVATOR HOISTWAY ENCLOSURES	
(1604.5 REFERENCE)	BUILDING IS RISK CATEGORY III, SO THIS SECTION APPLIES.	
403.2.3.1	WALL ASSEMBLY	
WALLS OF THESE ELEMENTS SHALL MEET SOFT BODY IMPACT CLASSIFICATION LEVEL 2 AS MEASURED BY THE TEST METHOD DESCRIBED IN ASTM C1629/C1629M.		
REFER TO CODE FOR ALLOWABLE MATERIALS FOR THESE ELEMENTS.		
403.5.4	SMOKEPROOF ENCLOSURES	
PROVIDE AT REQUIRED INTERIOR EXIT STAIRWAYS SERVING FLOORS MORE THAN 75 FEET ABOVE THE LOWEST LEVEL OF FIRE DEPARTMENT VEHICLE ACCESS.		
403.5.5	LUMINOUS EGRESS PATH MARKINGS: PROVIDE PER SECTION 1025.	
SECTION 406	MOTOR-VEHICLE-RELATED OCCUPANCIES	
406.4	PUBLIC PARKING GARAGES	
ENCLOSED PARKING GARAGES SHALL ALSO COMPLY WITH SECTION 406.6		
SEE SECTION §10 FOR ADDITIONAL PROVISIONS FOR PARKING GARAGES:		
406.4 ENCLOSED PARKING GARAGES		
406.6.2	PROVIDE MECHANICAL VENTILATION PER IMC.	
406.6.3	PROVIDE AUTOMATIC SPRINKLER SYSTEM PER SECTION 903.2.10	
CHAPTER 7 FIRE AND SMOKE PROTECTION FEATURES		
TABLE 705.8	MAX AREA OF EXTERIOR WALL OPENINGS BASED ON FIRE SEPARATION DISTANCE AND DEGREE OF OPENING PROTECTION	
FIRE SEPARATION DISTANCE	0' - 3'	NOT PERMITTED
	3' - 5'	15% UNPROTECTED, SPRINKLERED 15% PROTECTED
	5' - 10'	25% UNPROTECTED, SPRINKLERED 25% PROTECTED
	10' - 15'	45% UNPROTECTED, SPRINKLERED 45% PROTECTED
	15' - 20'	75% UNPROTECTED, SPRINKLERED 75% PROTECTED
SECTION 707	FIRE BARRIERS	
SHAFT CONSTRUCTION:	713.2	CONSTRUCT AS A FIRE BARRIER PER SECTION 707 AND/OR 713
FIRE-RESISTANCE RATING OF SHAFT:	713.4	2 HOURS WHERE CONNECTING 4 OR MORE STORIES 2-HOUR RATED DUE TO PENETRATING 2-HOUR RATED FLOORS.

CHAPTER 10 MEANS OF EGRESS		
EXIT WIDTH AND NUMBER OF EXITS	1005 AND 1006	REFER TO EGRESS FACTOR CHART.
EXIT ACCESS TRAVEL DISTANCE:	TABLE 1017.2	OCCUPANCY: WITH SPRINKLER SYSTEM A, M, R, S-1 250 FT B 300 FT S-2 400 FT
CORRIDOR RATING (SERVING OVER 30 PEOPLE):	TABLE 1020.1	0 HOUR WITH SPRINKLER SYSTEM
DEAD END CORR. LIMIT:	1020.4	A OCCUPANCY AREAS 20 FT B, M AND S OCCUPANCY AREAS 50 FT IEBC 805.6 LEVEL 2 ALTERATION AREAS ONLY 35 FT

CHAPTER 9 FIRE PROTECTION SYSTEMS	
AUTOMATIC SPRINKLER SYSTEM:	BUILDING WILL BE FULLY SPRINKLERED
NON-SPRINKLERED ELECTRICAL ROOMS:	2-HOUR RATED ALLOWED PER NFPA 13, 8.15.11.2
MANUAL FIRE ALARM SYSTEM:	NOT REQUIRED PER 907.2.1, EXCEPTION: -NOTIFICATION DEVICES LINKED TO SPRINKLER WATER FLOW -INITIATE A VOICE/ALARM COMMUNICATION SYSTEM
907.2.1.1	SYSTEM INITIATION IN GROUP A OCCUPANCY WITH AN OCCUPANT LOAD OF 1,000 OR MORE: -INITIATE A VOICE/ALARM COMMUNICATION SYSTEM
INTERNATIONAL FIRE CODE FIRE APPARATUS ACCESS LANE	
BUILDINGS OVER 3 STORIES OR 30' IN HEIGHT	IFC D104.2 PROVIDE AT LEAST 2 MEANS OF FIRE APPARATUS ACCESS FOR EACH STRUCTURE.
REMOVEMENTS:	IFC D104.3 WHERE 2 ROADS ARE REQUIRED, THEY SHALL BE PLACED AT LEAST 1/2 OF THE DIAGONAL LOT DIMENSION APART.
EMAIL FROM BILL SULLIVAN, 1/9/2024	MADISON FIRE DEPARTMENT WILL ALLOW AN INCREASE UP TO 250 FEET TO ALL EXTERIOR PORTIONS OF THE BUILDING FROM A FIRE LANE WHEN THE BUILDING IS FULLY SPRINKLERED.
AERIAL FIRE APPARATUS ACCESS ROADS	
WHERE REQUIRED	IFC D105.1 WHERE THE VERTICAL DISTANCE BETWEEN GRADE PLANE AND THE HIGHEST ROOF SURFACE EXCEEDS 30' APPROVED AERIAL FIRE APPARATUS ACCESS ROADS SHALL BE

EXISTING VARIANCES ON CAMP RANDALL		
DATE	STATUS	ISSUE ADDRESSED
2/3/1966	Approved	Number of seats per row allowed to 39 (in lieu of 24), and: 17.5" between seating rows, with no seat backs Rationale: Use of "continental" seating guidelines for benches with 17 1/2" between seat rows with no backrests.
Mar-94	Not submitted	Requested variance to allow spacing of seats to be 17" on center in lieu of 18".
11/4/2002	Approved	Allow exposed unprotected steel at Ground Level to Level 5 at all open concourses except at Columns 5/O, 5, 6/P, 7, 4/O, 7, 4/P, 1, 4/P, 4 in lieu of 2-hour rating the steel. Conditions: sprinkle all areas of east side of stadium in addition to all new construction and remodeled areas in the north, west and Field House sides of the facility.
Transaction ID:	RO2802	
4/19/2004	Approved	Eliminate pull manual fire alarm pull stations in exits used by general public to reduce false alarms. Conditions: Only applies to public exits. All others must be installed. An emergency operational plan will be established to ensure complete notification and safe evacuation processes are implemented.
Transaction ID:	3218172	
4/1/2020	Approved	Seatback and Row Spacing Variance Condition: Rows over 64 seats may not have seatbacks; and full sprinklering of stadium by June 30, 2025. Note: Seat numbers that are continuous through upper aisles make the seat register appear to be so, but there are no such rows.
Transaction ID:	3228172	
4/1/2020	Approved	Seat Widths (in lower bowl) Variance Allowed to remain as-is. Will be corrected in areas of future renovation. Condition: Full sprinklering of stadium by June 30, 2025.
Transaction ID:	3218172	
4/1/2020	Approved	Allow mid-aisle handrails in exit aisles less than 42" wide. Proposed to be installed in all aisles except in student section; - P Condition: Submit plans for state review; and full sprinklering of stadium by June 30, 2025.
Transaction ID:	3218172	
9/27/2021	Approved	Allow a 1-hour fire-resistive door and frame assembly that includes glazing, in combination with deluge sprinklers on both sides of the opening in a 3-hour separation. Applies to doors between Field House and Camp Randall at 1st platform level.
Transaction ID:	CB-082100041-PRPV	

bernersschuber
310 Pine Street | Green Bay, WI 54301
920.432.4665
23UMAD06.00

State of Wisconsin
Department of Administration
Division of State Facilities

CAMP RANDALL SPORTS CENTER
REPLACEMENT
University of Wisconsin - Madison
Madison, Wisconsin

1440 MONROE STREET
MADISON, WI 53711

BASEMENT AND PARKING LEVEL CODE PLAN - OVERALL

PRELIMINARY - NOT FOR CONSTRUCTION

Revisions:		
No.	Date:	Description:
1	05/28/24	Schematic Design

Graphic Scale: 1" = 40'-0"

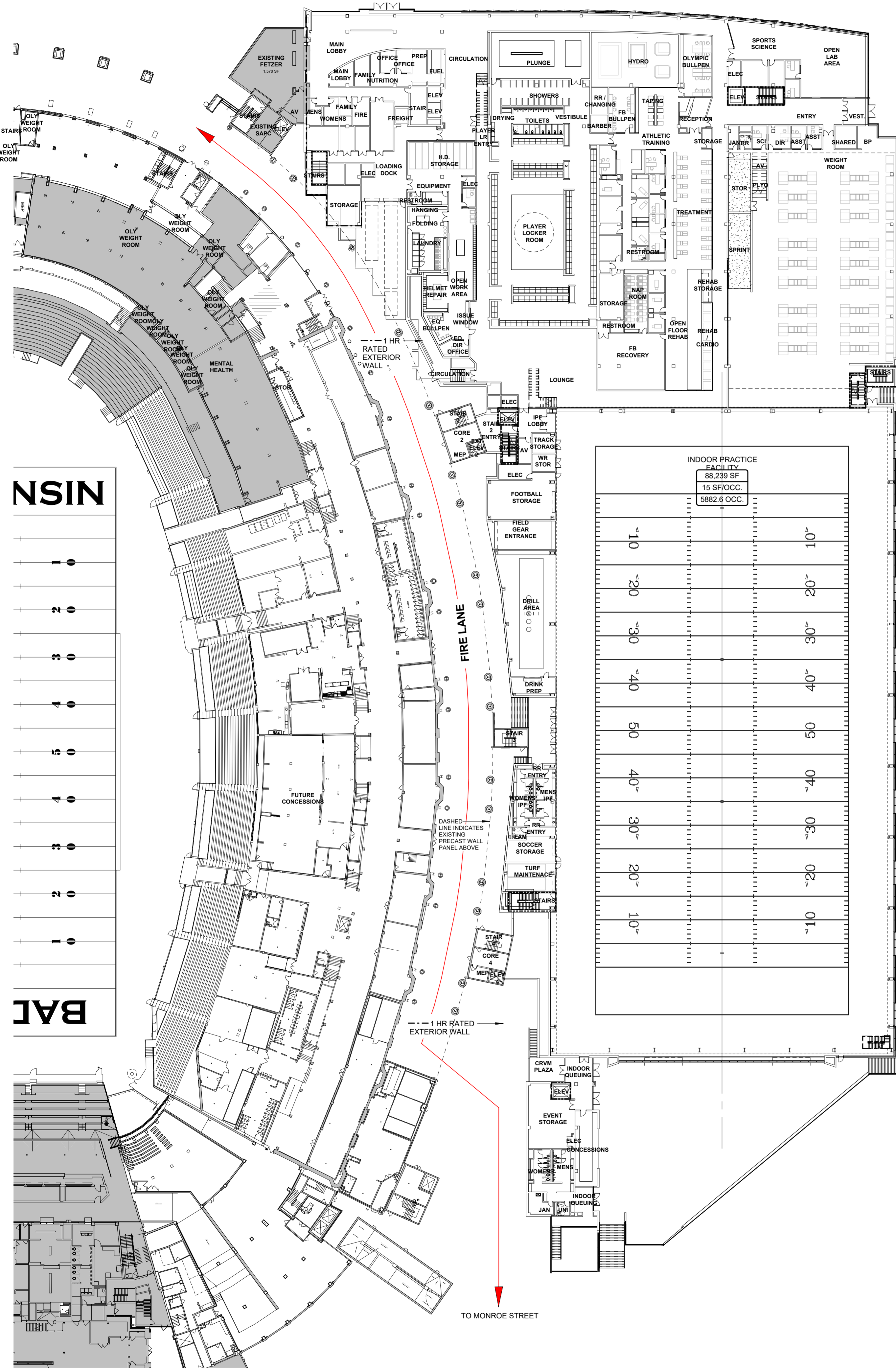
DFD Number: 22D5A

Set Type: SD

Date Issued: 05/28/2024

Sheet Number: A000

AND USE APPLICATION SUBMITTAL 5.28.24



NSIN

BAL



A1 PRACTICE FIELD LEVEL CODE PLAN
A001 1" = 40'-0"



PRELIMINARY - NOT FOR CONSTRUCTION



310 Pine Street Green Bay, WI 54301
920.432.4665
23UMAD06.00

State of Wisconsin
Department of Administration
Division of State Facilities



1440 MONROE STREET
MADISON, WI 53711

CAMP RANDALL SPORTS CENTER
REPLACEMENT
University of Wisconsin - Madison
Madison, Wisconsin

LEVEL 1 CODE PLAN - OVERALL

Revisions:		
No.	Date:	Description:
1	05/28/24	Schematic Design

Graphic Scale	
DFD Number	22D5A
Set Type	SD
Date Issued	05/28/2024
Sheet Number	A001



C3 PARKING LEVEL FLOOR PLAN - TRIANGLE

 A100 1/8" = 1'-0"

PRELIMINARY - NOT FOR CONSTRUCTION



bernersschber

 310 Pine Street Green Bay, WI 54301

 920.432.4665

 23UMAD06.00

State of Wisconsin

 Department of Administration

 Division of State Facilities

 1440 MONROE STREET

 MADISON, WI 53711

CAMP RANDALL SPORTS CENTER

REPLACEMENT

 University of Wisconsin - Madison

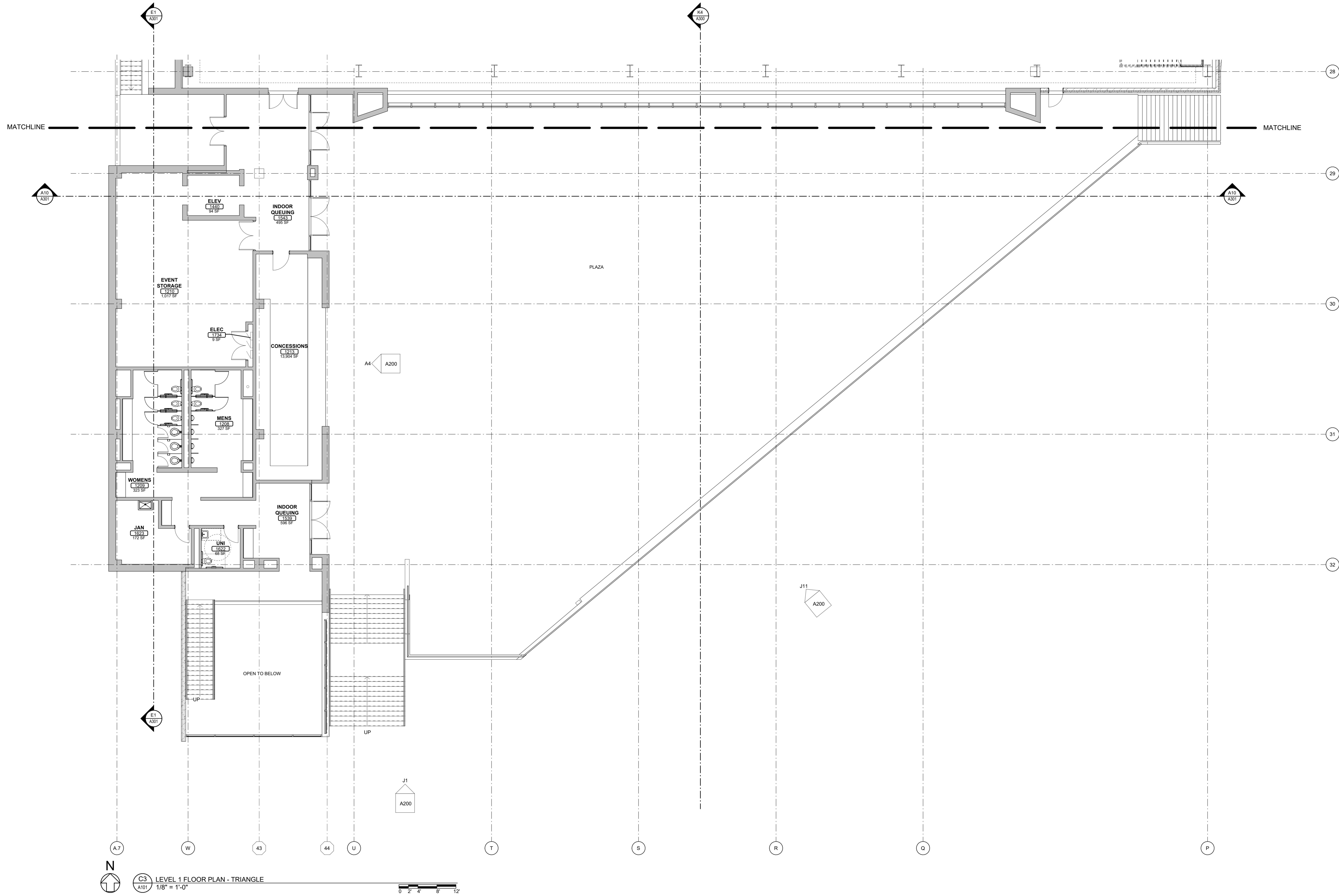
 Madison, Wisconsin

Source: State

 PARKING LEVEL FLOOR PLAN - TRIANGLE

Revisions:		
No.	Date:	Description:
1	05/28/24	Schematic Design

Graphic Scale	
DFD Number	22D5A
Set Type	SD
Date Issued	05/28/2024
Sheet Number	A100







C3 LEVEL 1 FLOOR PLAN - TRIANGLE
A101 1/8" = 1'-0"

PRELIMINARY - NOT FOR CONSTRUCTION



bernersschaber
 310 Pine Street Green Bay, WI 54301
 920.432.4665
 23UMAD06.00

State of Wisconsin
 Department of Administration
 Division of State Facilities

 1440 MONROE STREET
 MADISON, WI 53711

CAMP RANDALL SPORTS CENTER REPLACEMENT
 University of Wisconsin - Madison
 Madison, Wisconsin
Source: 23UMAD06.00
 LEVEL 1 FLOOR PLAN - TRIANGLE

Revisions:		
No.	Date	Description
1	05/28/24	Schematic Design

Graphic Scale	
DFD Number	22D5A
Set Type	SD
Date Issued	05/28/2024

Sheet Number **A101**




A1
A102 GARAGE LEVEL FLOOR PLAN - INDOOR PRACTICE FIELD
1/16" = 1'-0"

Revisions:

No.	Date:	Description:
1	05/28/24	Schematic Design

Graphic Scale	
DFD Number	22D5A
Set Type	SD
Date Issued	05/28/2024

Sheet Number **A102**



State of Wisconsin
Department of Administration
Division of State Facilities

1440 MONROE STREET
MADISON, WI 53711

CAMP RANDALL SPORTS CENTER
REPLACEMENT
University of Wisconsin - Madison
Madison, Wisconsin

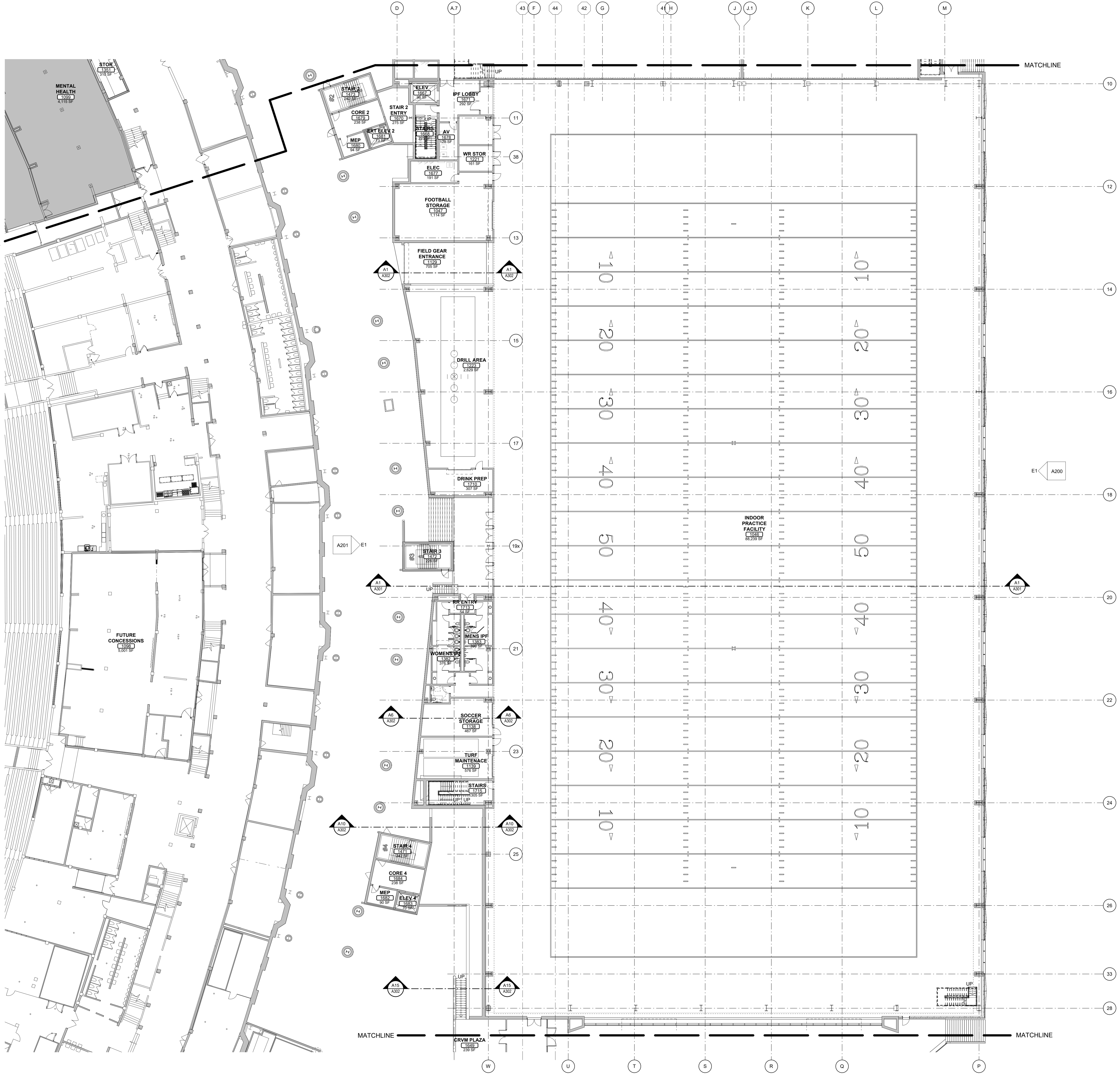
PARKING LEVEL FLOOR PLAN - INDOOR PRACTICE FIELD

bernersschuber
310 Pine Street Green Bay, WI 54301
920.432.4665
23UMAD06.00

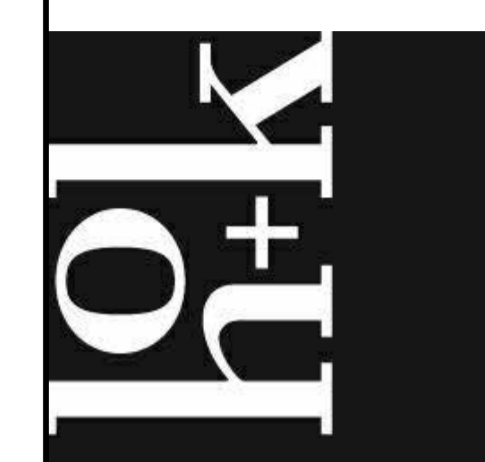


PRELIMINARY - NOT FOR
CONSTRUCTION

AND USE APPLICATION SUBMITTAL 5.28.24




PRELIMINARY - NOT FOR CONSTRUCTION



bernersschuber
 310 Pine Street | Green Bay, WI 54301
 920.432.4665
 23UMAD06.00

State of Wisconsin
 Department of Administration
 Division of State Facilities



1440 MONROE STREET
 MADISON, WI 53711

**CAMP RANDALL SPORTS CENTER
 REPLACEMENT**
 University of Wisconsin - Madison
 Madison, Wisconsin

LEVEL 1 FLOOR PLAN - INDOOR PRACTICE FIELD

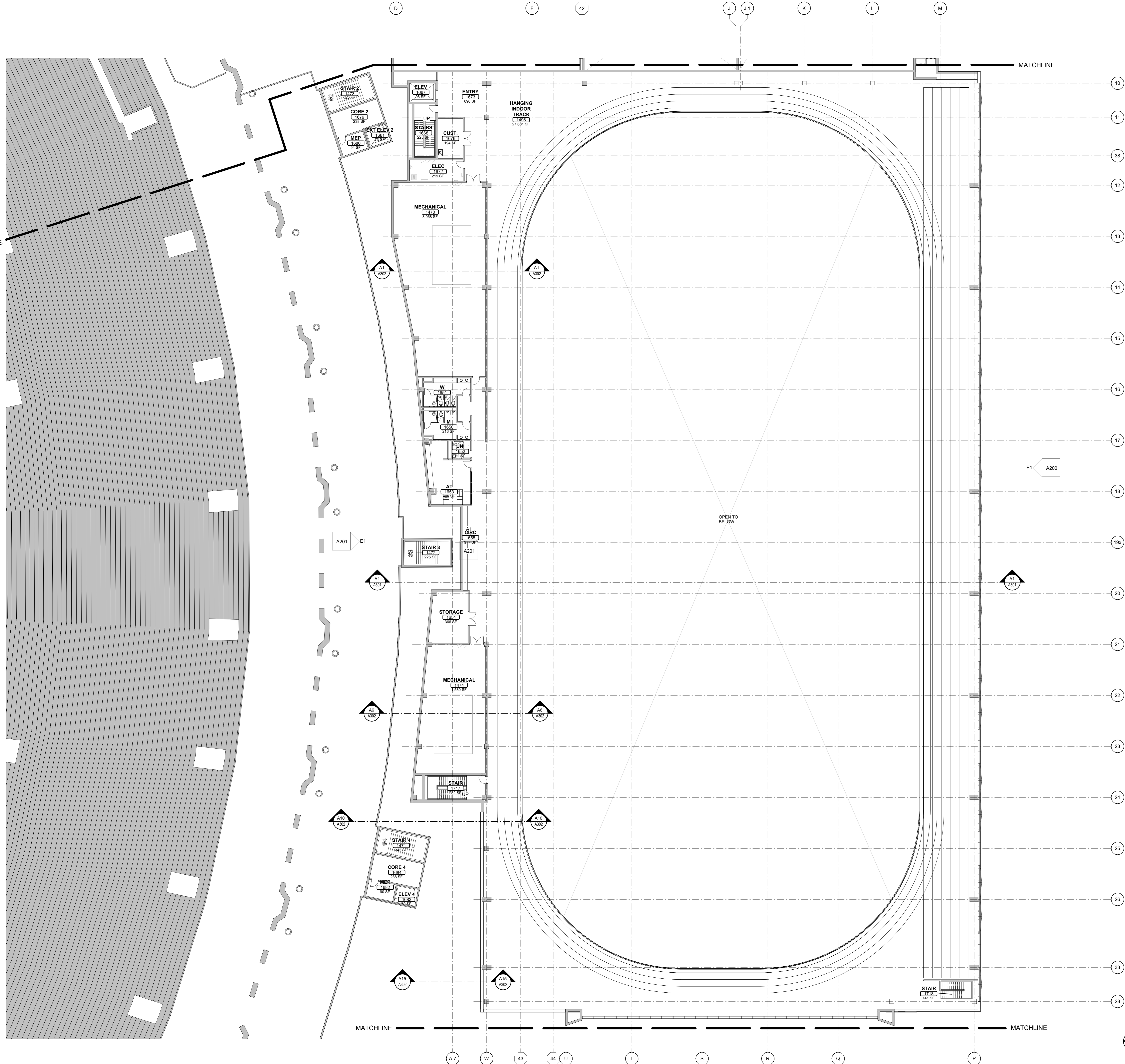
Revisions:		
No.	Date:	Description:
1	05/28/24	Schematic Design

Graphic Scale	
DFD Number	22D5A
Set Type	SD
Date Issued	05/28/2024

Sheet Number **A103**

A1 LEVEL 1 FLOOR PLAN - INDOOR PRACTICE FIELD
 1/16" = 1'-0"
 0' 4' 8' 16' 24'


AND USE APPLICATION SUBMITTAL 5.28.24



10
11
12
13
14
15
16
17
18
19
20
21
22
23
24
25
26
28
33

D F 42 J J1 K L M

A7 W 43 44 U T S R Q P



A1 TRACK LEVEL FLOOR PLAN - INDOOR PRACTICE FIELD
A105 1/16" = 1'-0"

PRELIMINARY - NOT FOR CONSTRUCTION

h+k

bernersschuber
310 Pine Street | Green Bay, WI 54301
920.432.4665
23UMAD06.00

State of Wisconsin
Department of Administration
Division of State Facilities


1440 MONROE STREET
MADISON, WI 53711


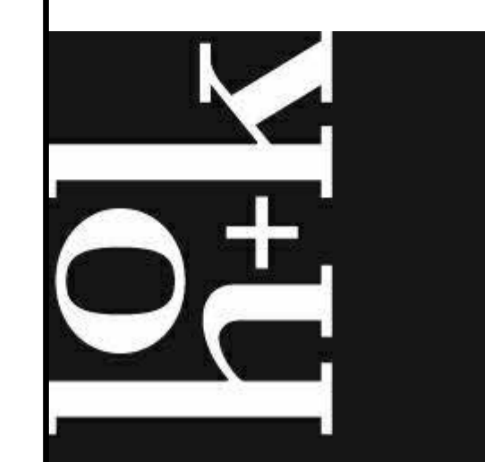
**CAMP RANDALL SPORTS CENTER
REPLACEMENT**
University of Wisconsin - Madison
Madison, Wisconsin

MEZZANINE LEVEL FLOOR PLAN - INDOOR PRACTICE FIELD

Revisions:		
No.	Date:	Description:
1	05/28/24	Schematic Design

Graphic Scale	
DFD Number	22D5A
Set Type	SD
Date Issued	05/28/2024
Sheet Number	A105

AND USE APPLICATION SUBMITTAL 5.28.24



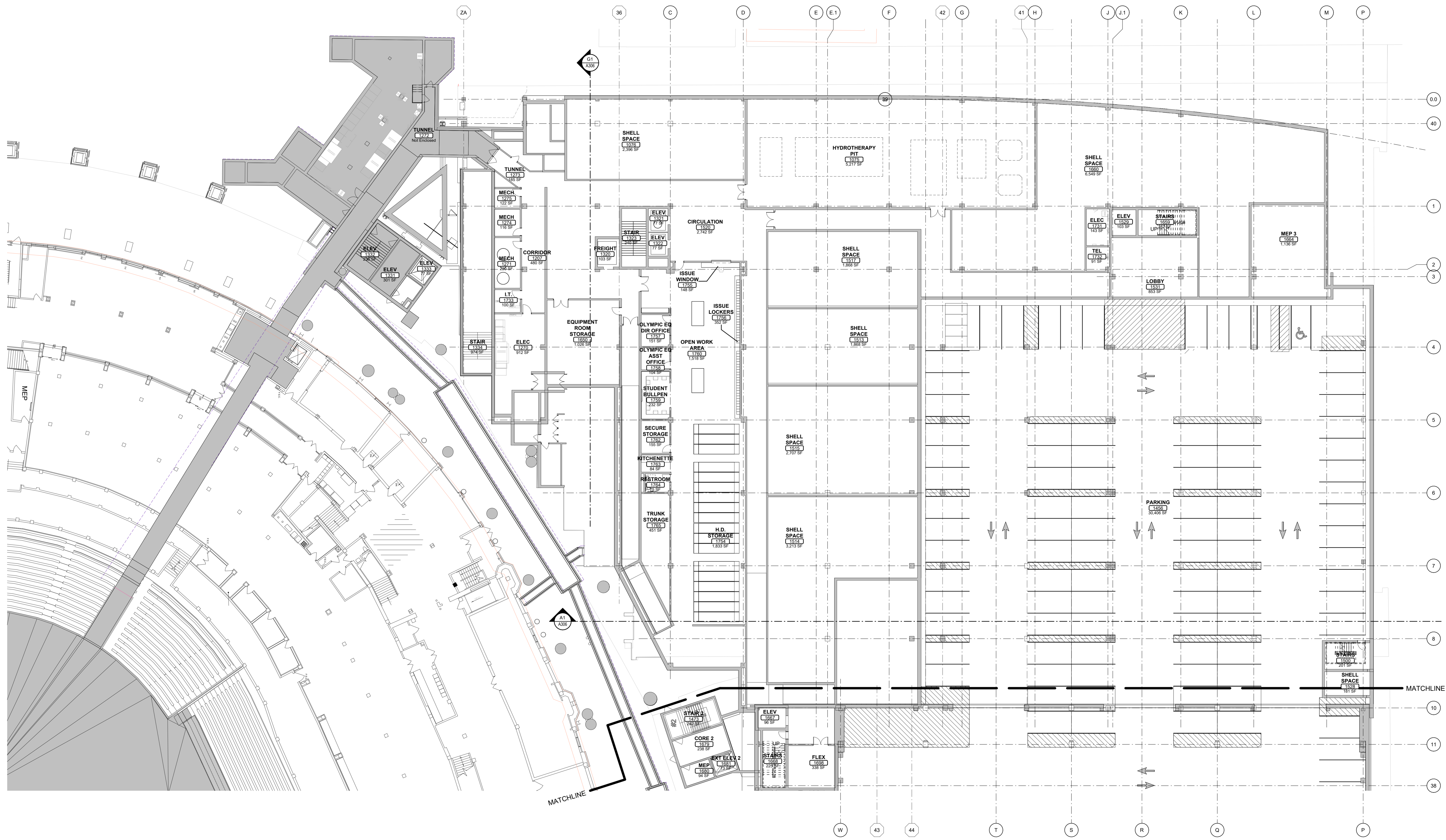
**CAMP RANDALL SPORTS CENTER
 REPLACEMENT**
 University of Wisconsin - Madison
 Madison, Wisconsin

BASEMENT AND PARKING LEVEL FLOOR PLAN - TRAINING FACILITY

Revisions:		
No.	Date:	Description:
1	05/28/24	Schematic Design

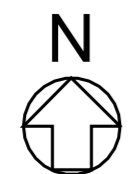
Graphic Scale	
DFD Number	22D5A
Set Type	SD
Date Issued	05/28/2024

Sheet Number **A106**

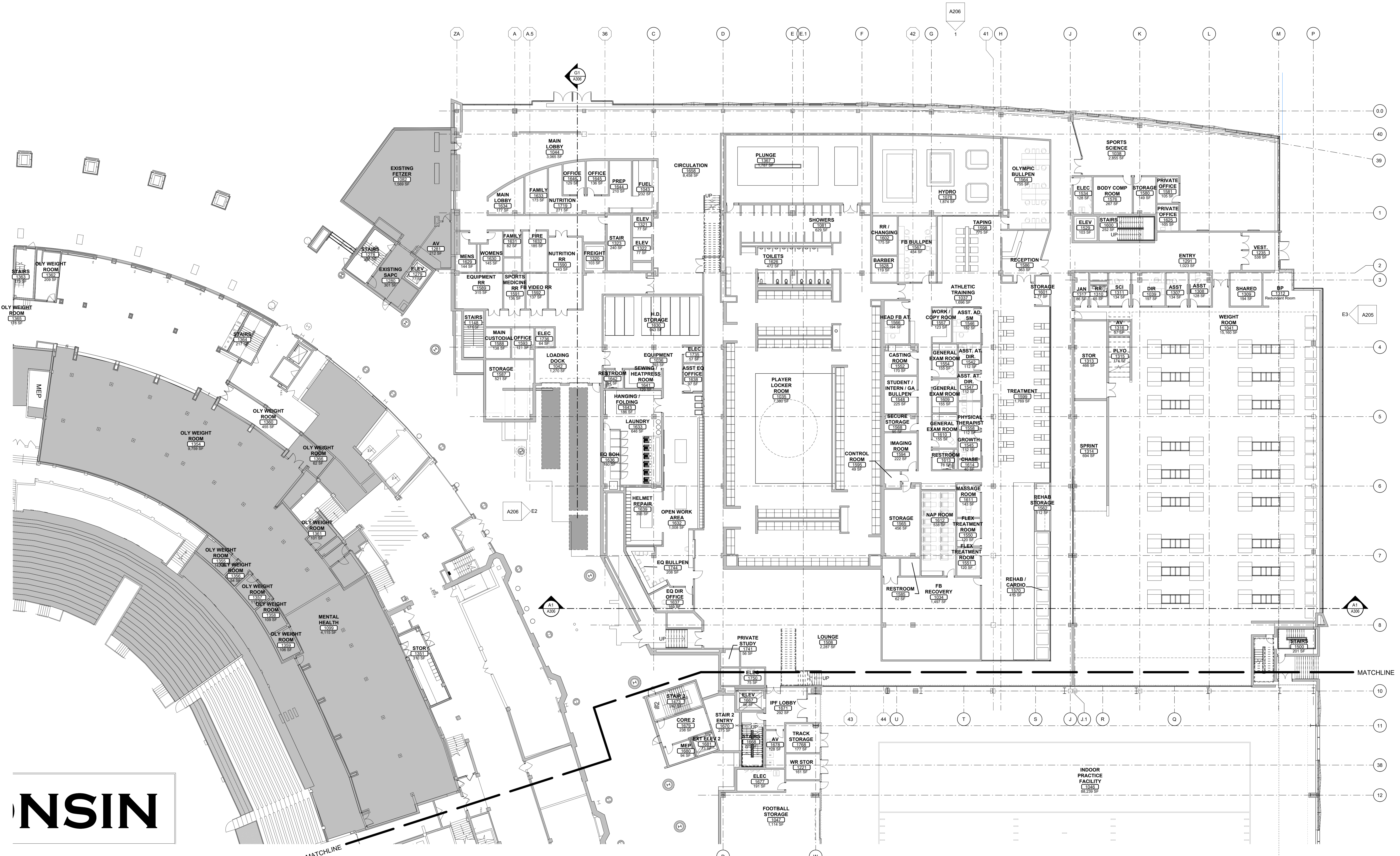


A106 BASEMENT AND GARAGE LEVEL FLOOR PLAN - TRAINING FACILITY
 1/16" = 1'-0"
 0 4 8 16 24'

NSIN




A1 LEVEL 1 FLOOR PLAN - TRAINING FACILITY
1/16" = 1'-0"



PRELIMINARY - NOT FOR CONSTRUCTION



bernersschuber
310 Pine Street | Green Bay, WI 54301
920.432.4665
23UMAD06.00

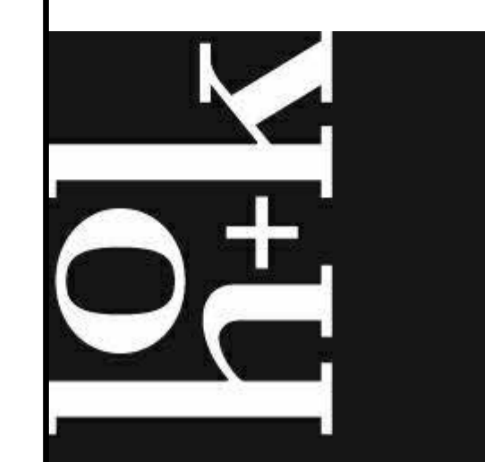
State of Wisconsin
Department of Administration
Division of State Facilities

1440 MONROE STREET
MADISON, WI 53711

CAMP RANDALL SPORTS CENTER REPLACEMENT
University of Wisconsin - Madison
Madison, Wisconsin
LEVEL 1 FLOOR PLAN - TRAINING FACILITY

Revisions:		
No.	Date:	Description:
1	05/28/24	Schematic Design


Graphic Scale	
DFD Number	22D5A
Set Type	SD
Date Issued	05/28/2024
Sheet Number	A107

AND USE APPLICATION SUBMITTAL 5.28.24



bernersschuber
 310 Pine Street Green Bay, WI 54301
 920.432.4665
 23UMAD06.00

State of Wisconsin
 Department of Administration
 Division of State Facilities



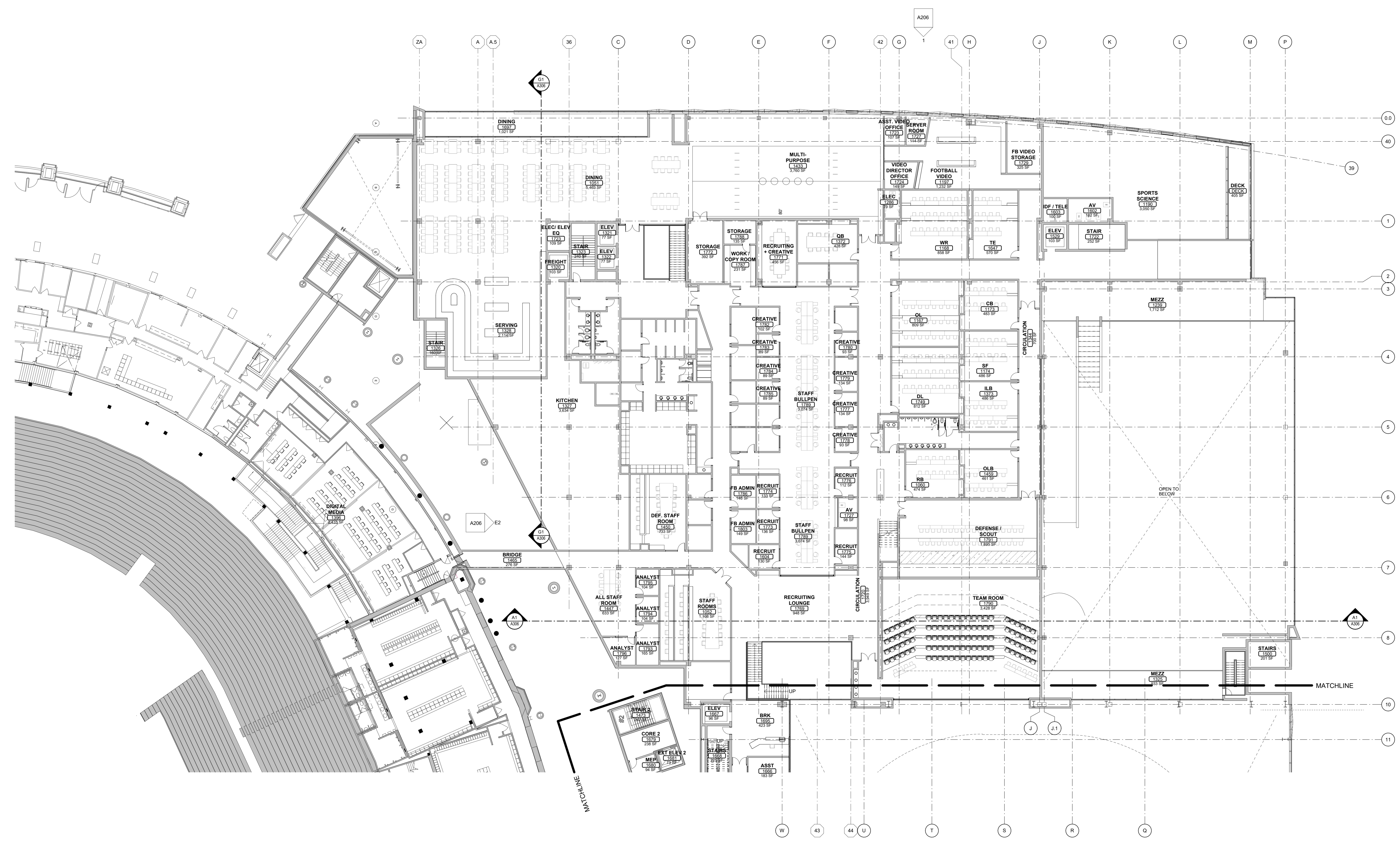
1440 MONROE STREET
 MADISON, WI 53711

**CAMP RANDALL SPORTS CENTER
 REPLACEMENT**
 University of Wisconsin - Madison
 Madison, Wisconsin

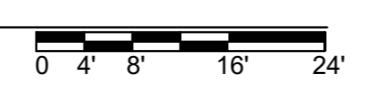
LEVEL 2 FLOOR PLAN - TRAINING FACILITY


Revisions:		
No.	Date:	Description:
1	05/28/24	Schematic Design

Graphic Scale	
DFD Number	22D5A
Set Type	SD
Date Issued	05/28/2024
Sheet Number	A108



A1 LEVEL 2 FLOOR PLAN - TRAINING FACILITY
 1/16" = 1'-0"

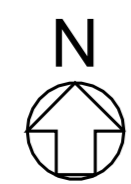
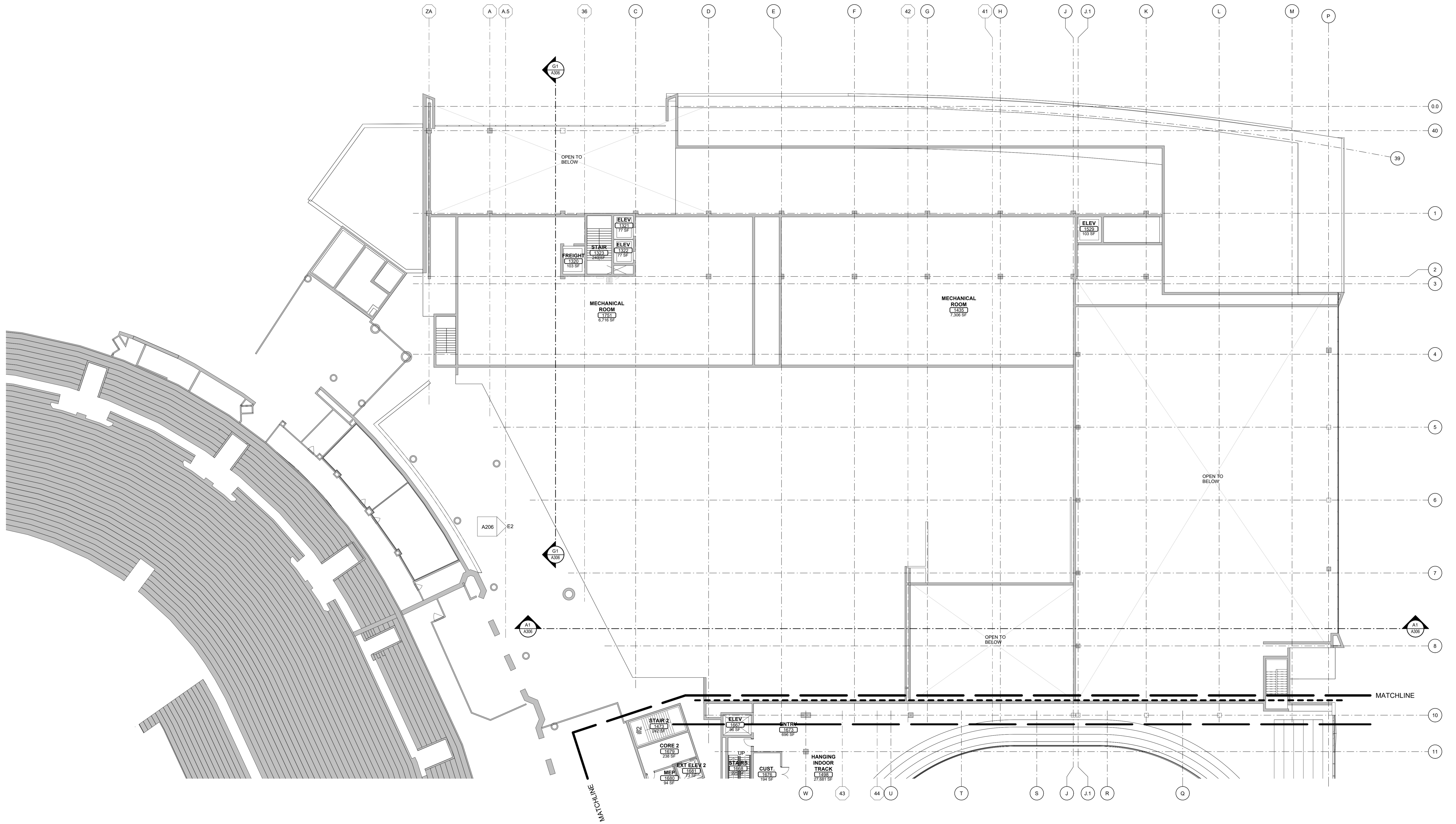




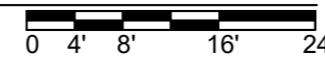
Revisions:		
No.	Date:	Description:
1	05/28/24	Schematic Design

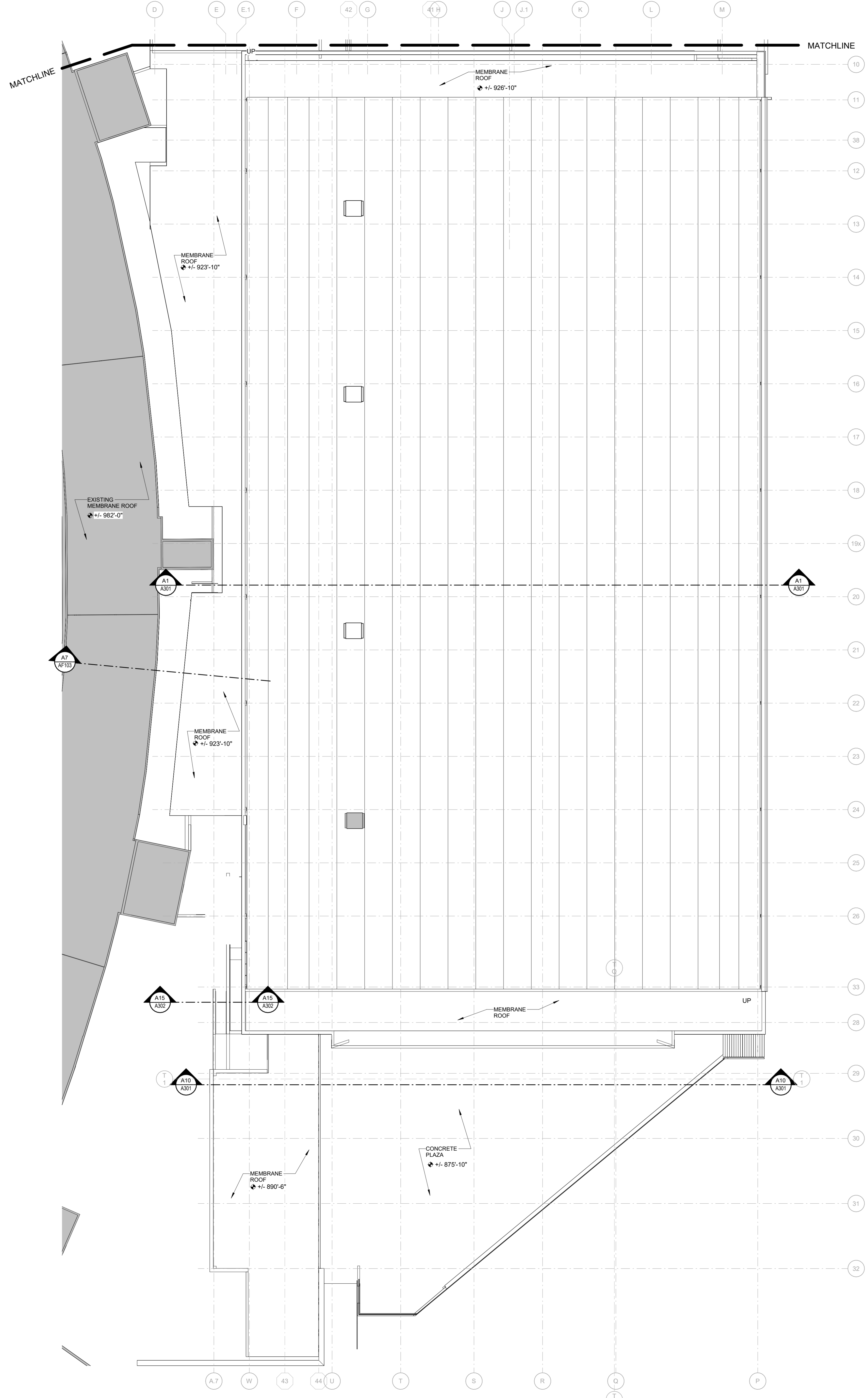
Graphic Scale	
DFD Number	22D5A
Set Type	SD
Date Issued	05/28/2024

Sheet Number	A109
--------------	-------------



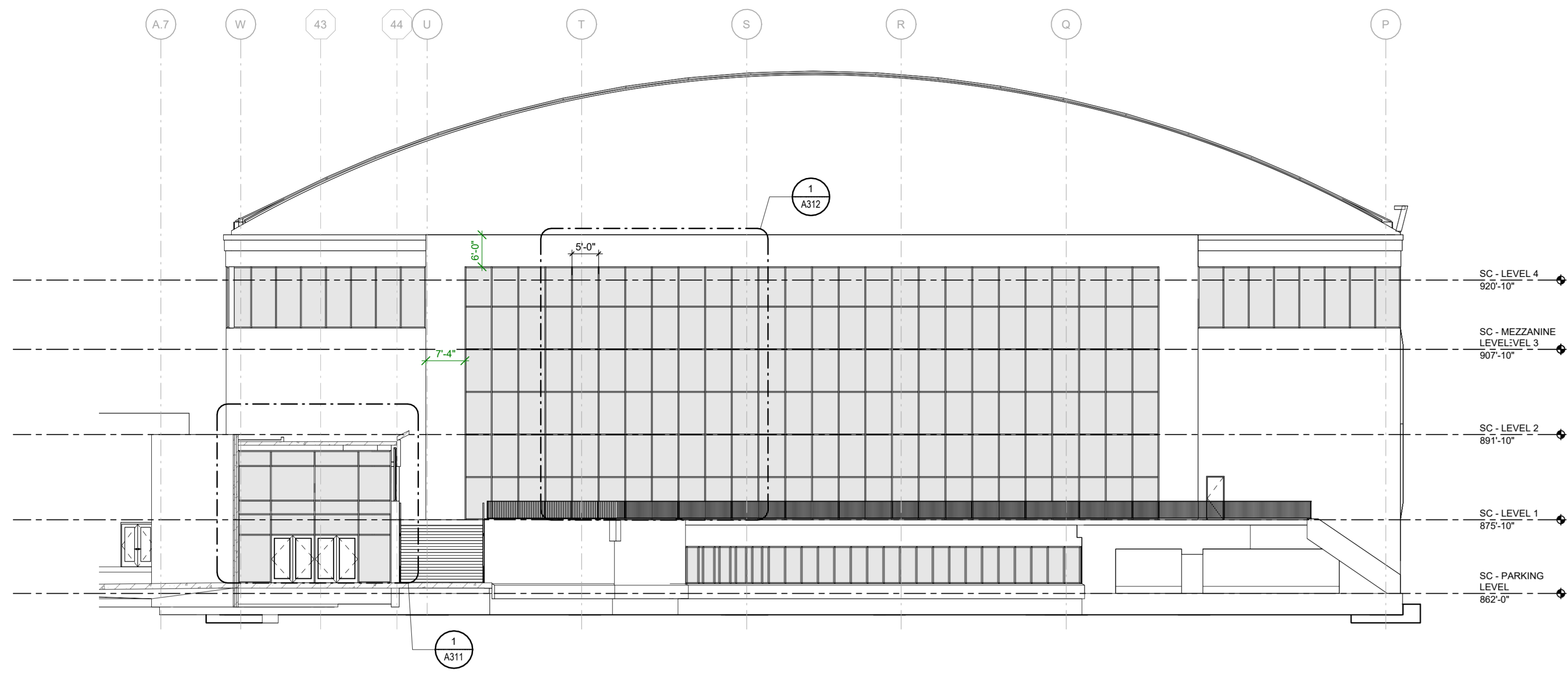
A109 TRACK LEVEL FLOOR PLAN - TRAINING FACILITY
 1/16" = 1'-0"



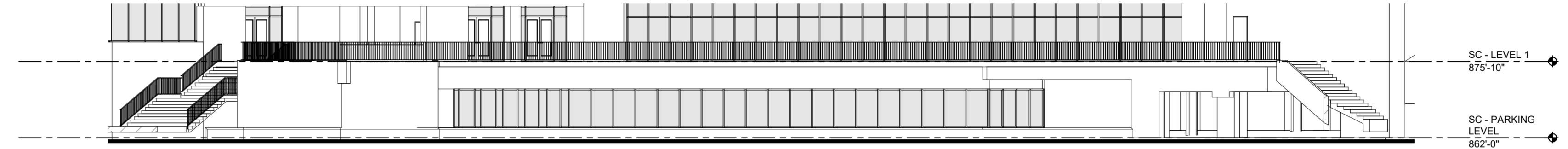


A6
A150
ROOF PLAN - TRIANGLE AND INDOOR PRACTICE FIELD
 1" = 20'-0"
 0 5' 10' 20' 30'

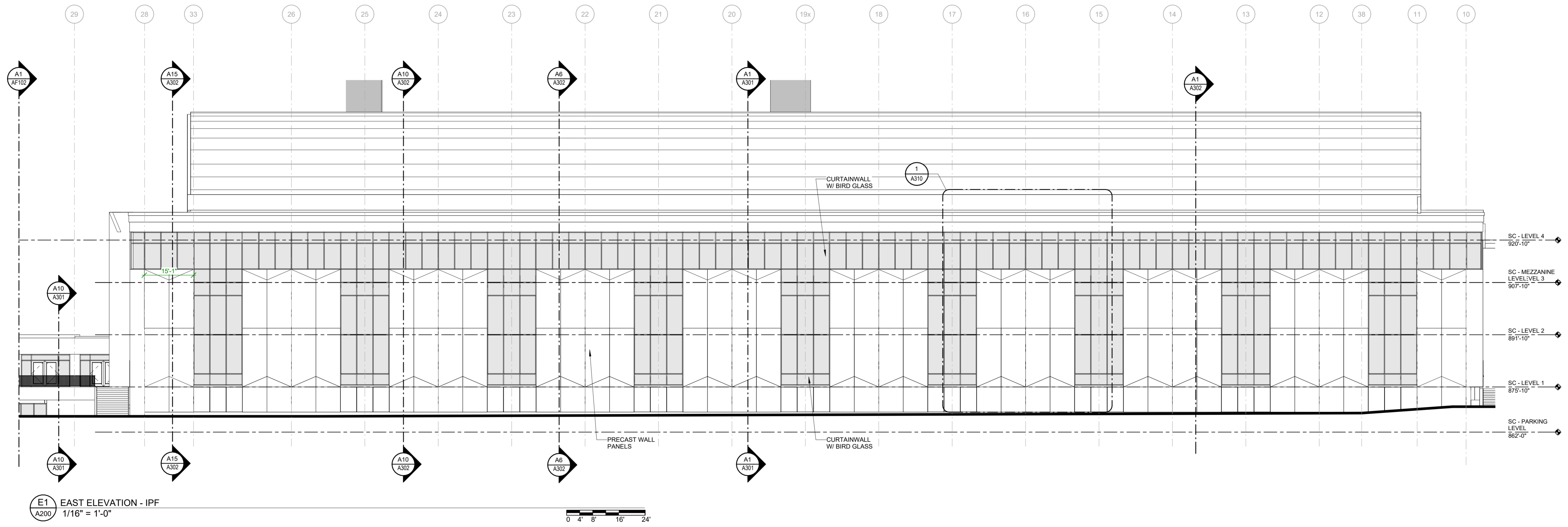
			PRELIMINARY - NOT FOR CONSTRUCTION		
State of Wisconsin Department of Administration Division of State Facilities					
CAMP RANDALL SPORTS CENTER REPLACEMENT University of Wisconsin - Madison Madison, Wisconsin			1440 MONROE STREET MADISON, WI 53711		
ROOF PLAN - TRIANGLE AND INDOOR PRACTICE FIELD			23UMAD06.00		
Revisions:					
No.	Date:	Description:			
1	05/28/24	Schematic Design			
Graphic Scale:					
DFD Number	22D5A				
Set Type	SD				
Date Issued	05/28/2024				
Sheet Number	A150				



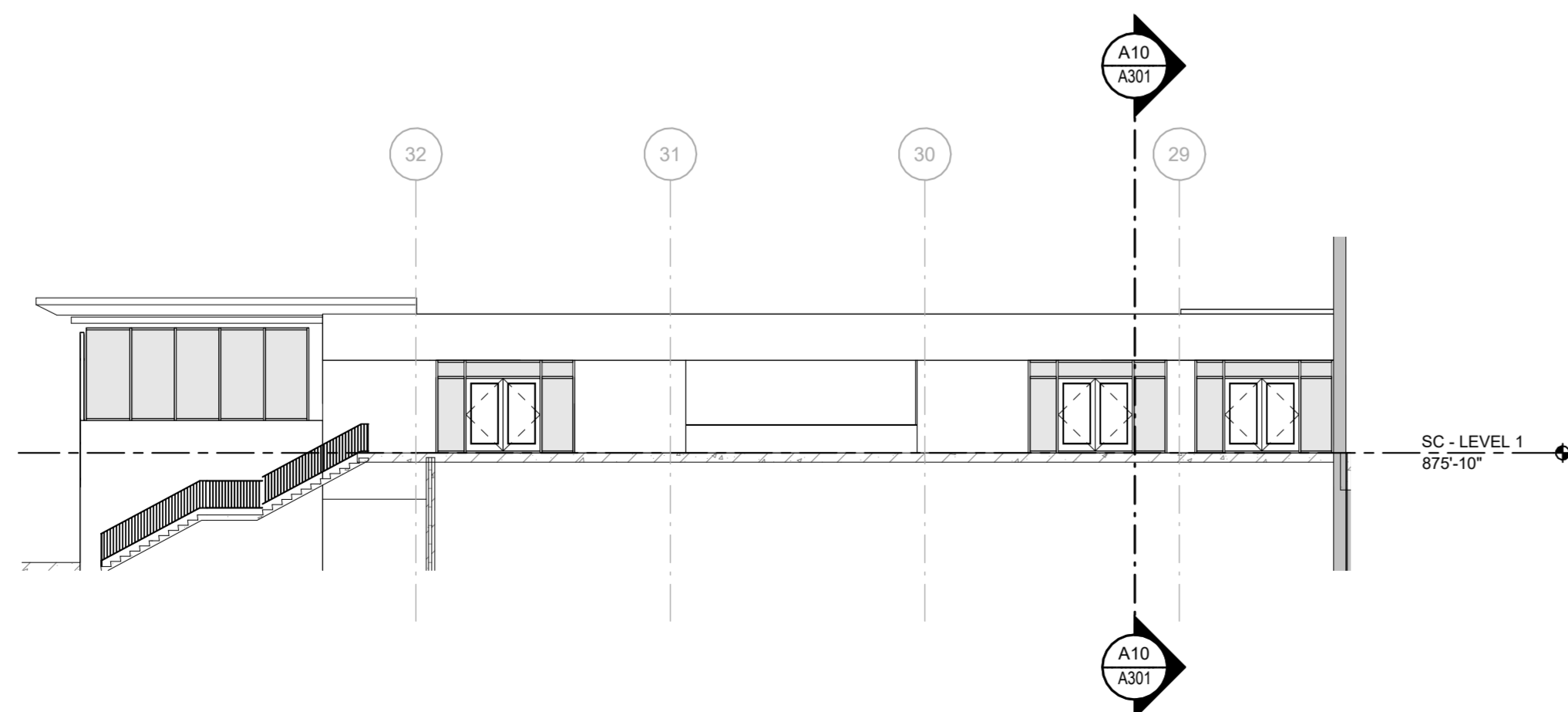
J1 SOUTH ELEVATION - IPF
A200
1/16" = 1'-0"



J11 SOUTHEAST ELEVATION - TRIANGLE
A200
1/16" = 1'-0"



E1 EAST ELEVATION - IPF
A200
1/16" = 1'-0"




A4 PARTIAL EAST ELEVATION - TRIANGLE
A200
1/16" = 1'-0"

PRELIMINARY - NOT FOR
CONSTRUCTION



310 Pine Street Green Bay, WI 54301
920.432.4665
23UMAD06.00

State of Wisconsin
Department of Administration
Division of State Facilities




1440 MONROE STREET
MADISON, WI 53711

CAMP RANDALL SPORTS CENTER
REPLACEMENT
University of Wisconsin - Madison
Madison, Wisconsin
BUILDING ELEVATIONS - TRIANGLE AND INDOOR PRACTICE FIELD

Revisions:		
No.	Date:	Description:
1	05/28/24	Schematic Design

Graphic Scale	
DFD Number	22D5A
Set Type	SD
Date Issued	05/28/2024

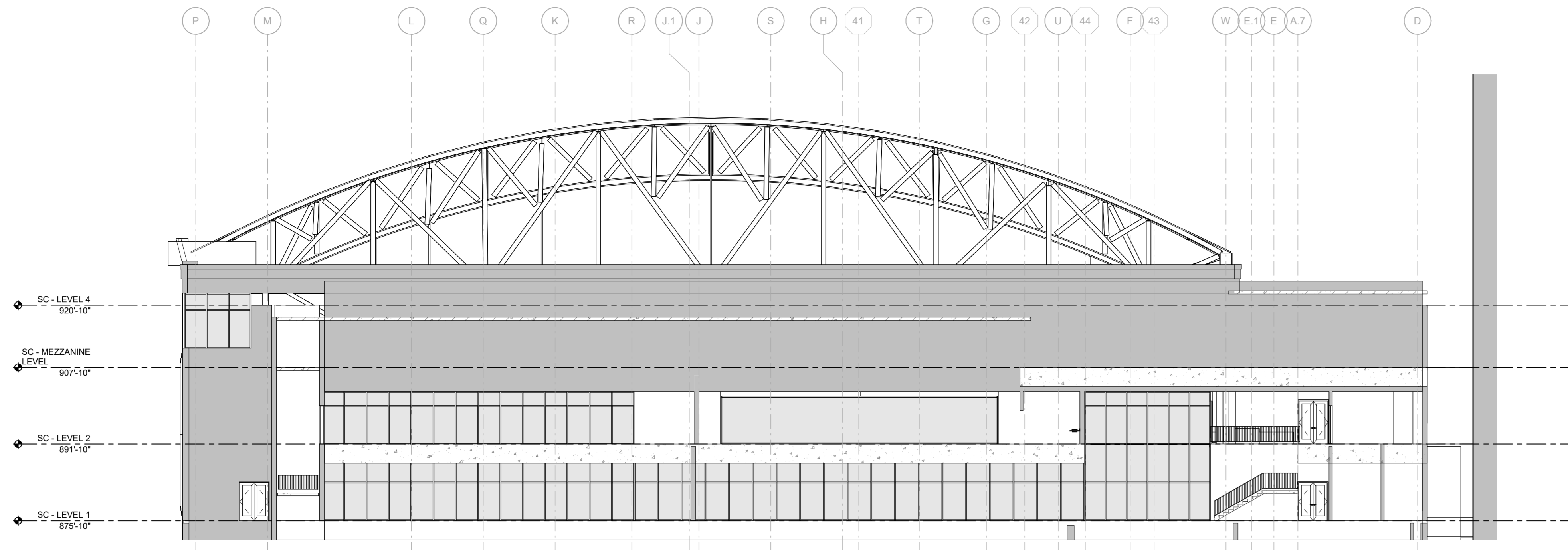
Sheet Number
A200



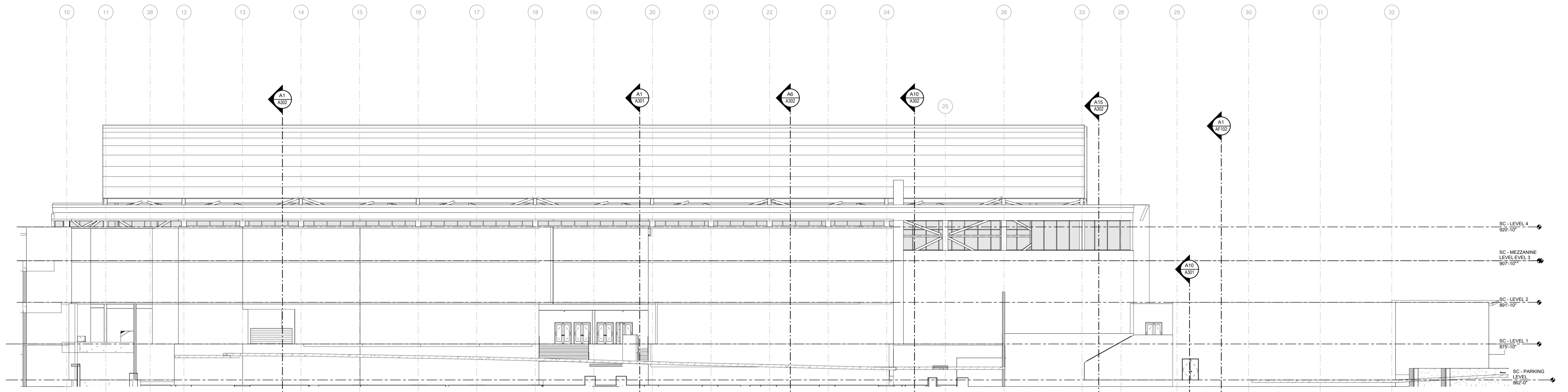
Revisions:		
No.	Date:	Description:
1	05/28/24	Schematic Design

Graphic Scale	
DFD Number	22D5A
Set Type	SD
Date Issued	05/28/2024

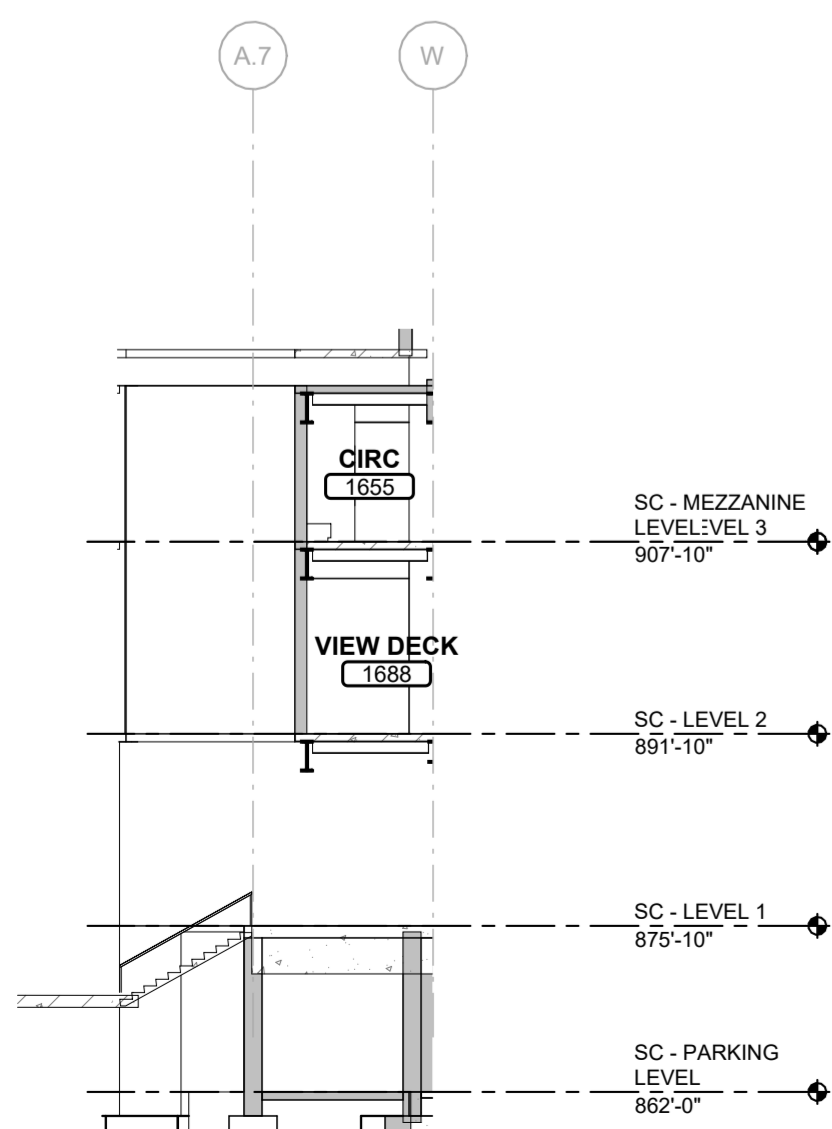
Sheet Number	A201
--------------	-------------



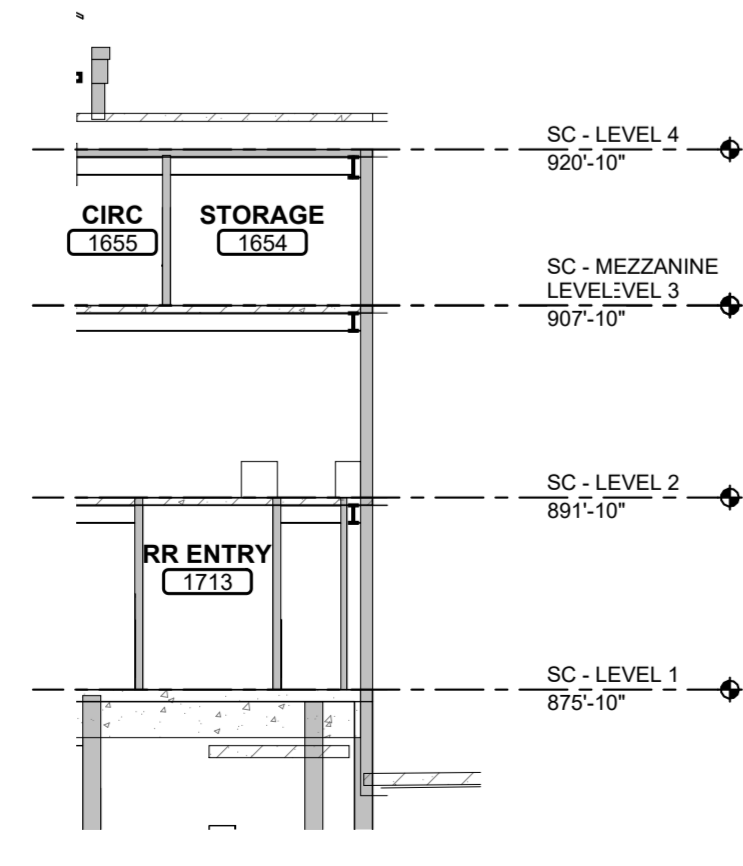
J1
 NORTH ELEVATION - IPF
 1/16" = 1'-0"



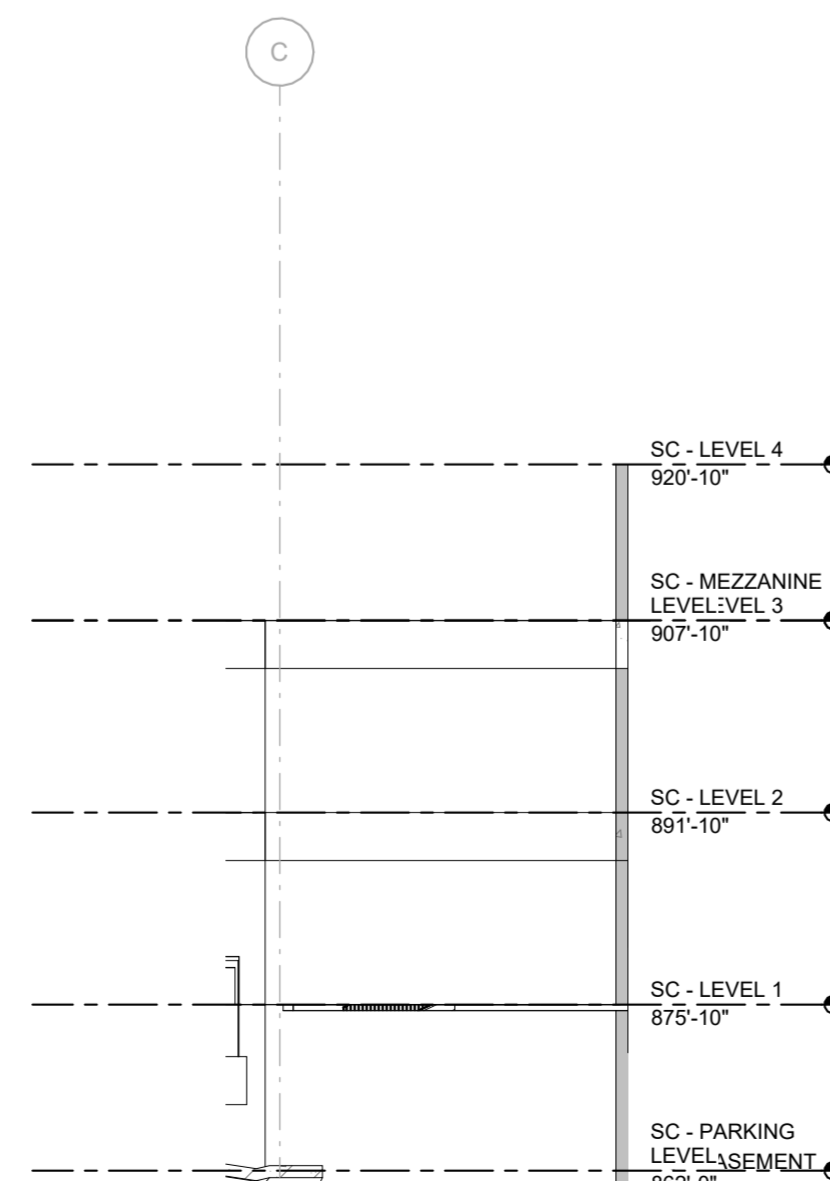
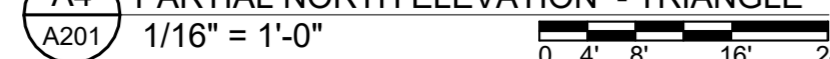
E1
 WEST ELEVATION - IPF
 1/16" = 1'-0"




A1
 PARTIAL SOUTH ELEVATION - TRIANGLE
 1/16" = 1'-0"

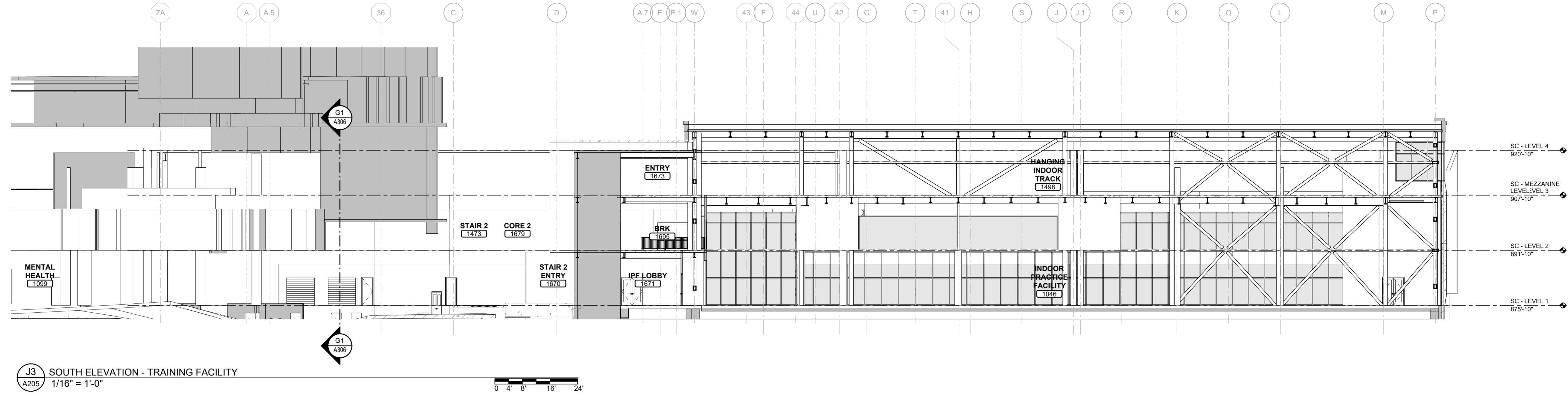


A4
 PARTIAL NORTH ELEVATION - TRIANGLE
 1/16" = 1'-0"

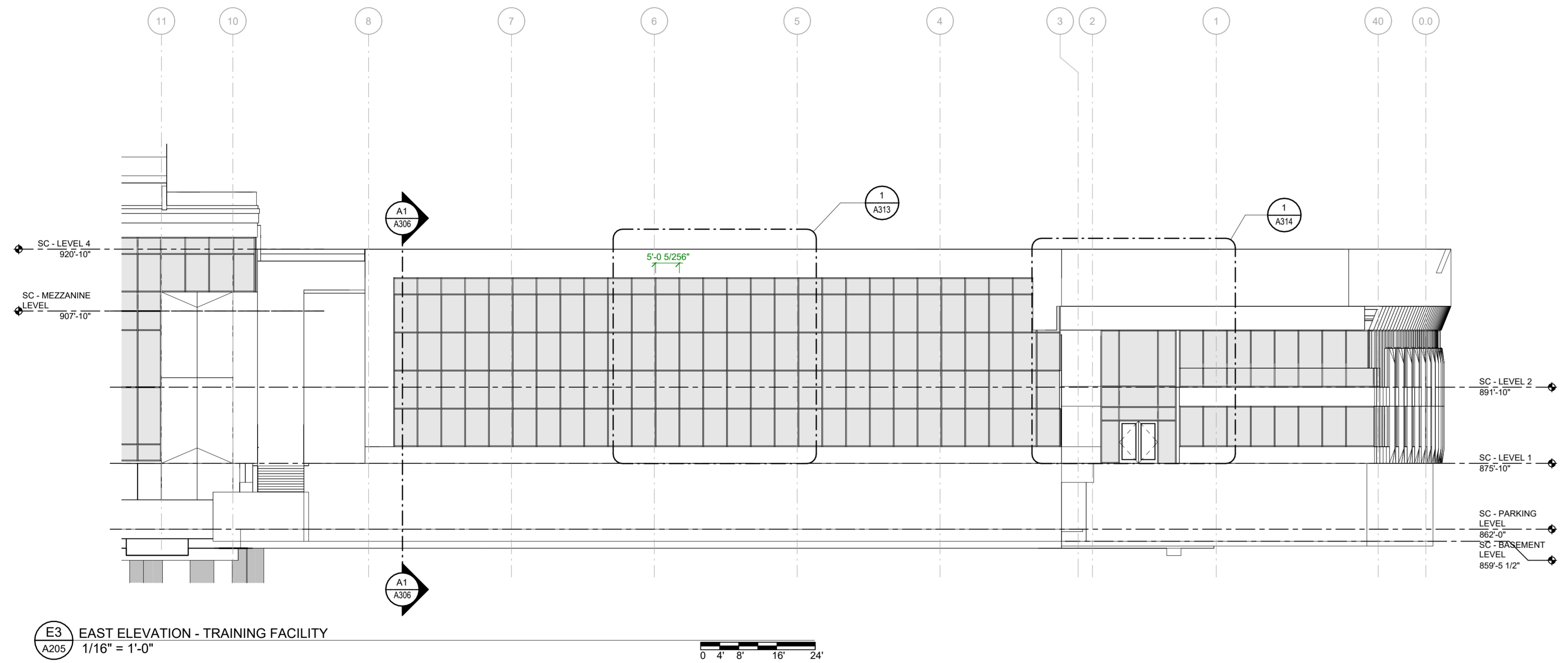


A7
 PARTIAL WEST ELEVATION - IPF
 1/16" = 1'-0"






J3 SOUTH ELEVATION - TRAINING FACILITY
1/16" = 1'-0"




E3 EAST ELEVATION - TRAINING FACILITY
1/16" = 1'-0"

PRELIMINARY - NOT FOR CONSTRUCTION



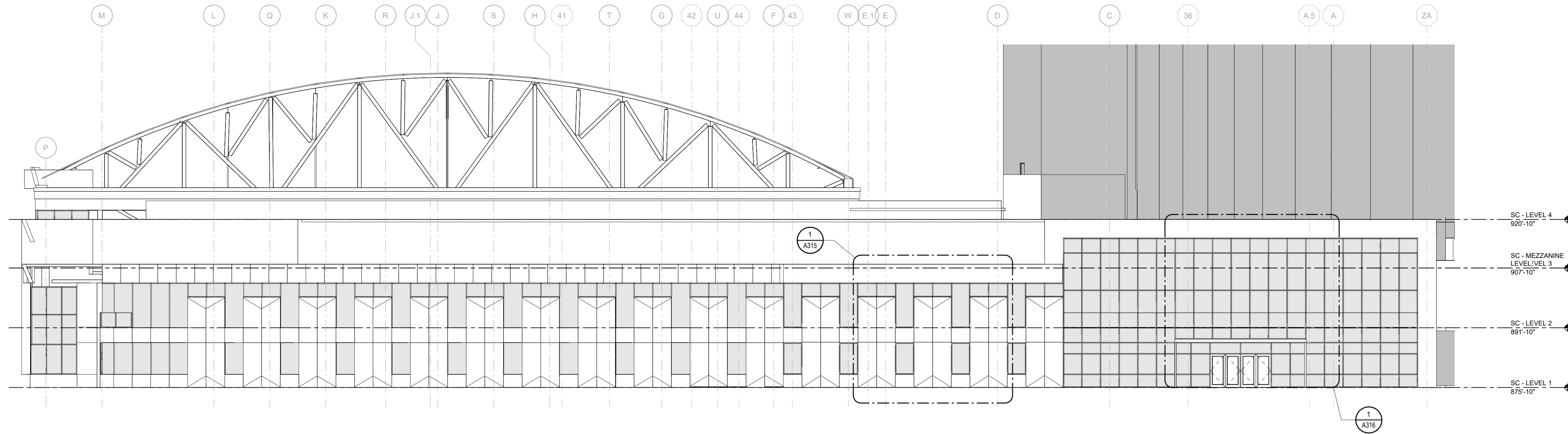
bernersschaber
310 Pine Street Green Bay, WI 54301
920.432.4665
23UMAD06.00

State of Wisconsin
Department of Administration
Division of State Facilities

1440 MONROE STREET
MADISON, WI 53711

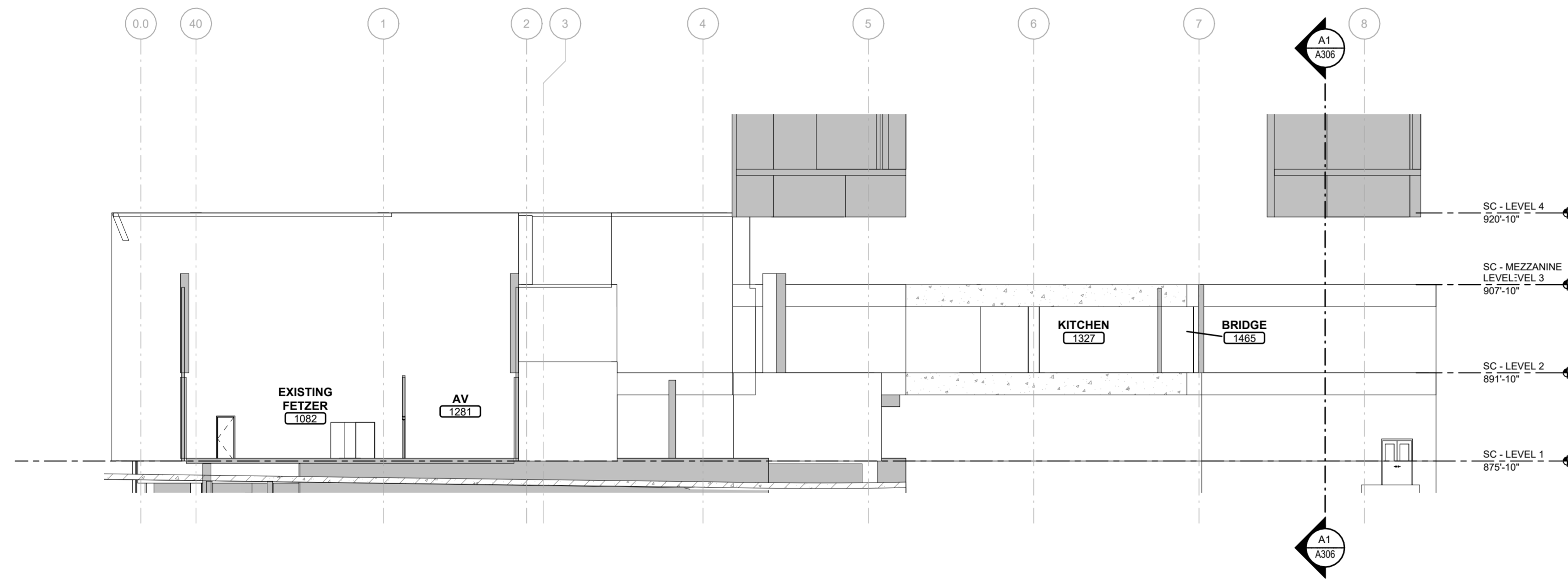
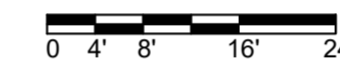
CAMP RANDALL SPORTS CENTER
REPLACEMENT
University of Wisconsin - Madison
Madison, Wisconsin
Source: State of Wisconsin
BUILDING ELEVATIONS - TRAINING FACILITY

Revisions:		
No.	Date:	Description:
1	05/28/24	Schematic Design

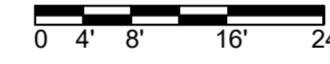
Graphic Scale	
DFD Number	22D5A
Set Type	SD
Date Issued	05/28/2024
Sheet Number	A205



1 NORTH ELEVATION - TRAINING FACILITY
1/16" = 1'-0"



E2 WEST ELEVATION - TRAINING FACILITY
1/16" = 1'-0"




PRELIMINARY - NOT FOR CONSTRUCTION



bernersschuber
310 Pine Street Green Bay, WI 54301
920.432.4665
23UMAD06.00

State of Wisconsin
Department of Administration
Division of State Facilities



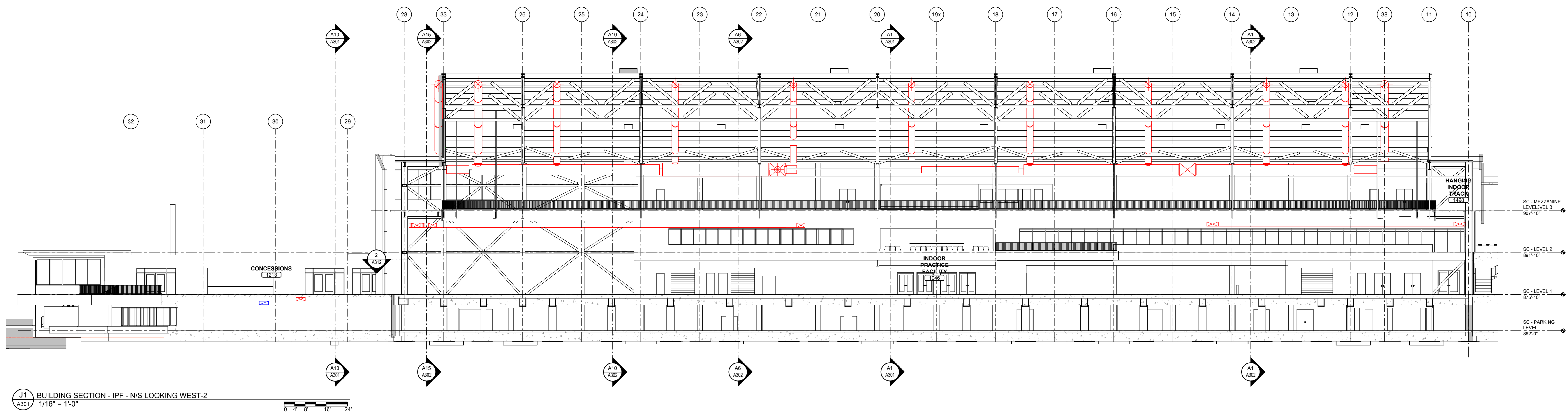
1440 MONROE STREET
MADISON, WI 53711

CAMP RANDALL SPORTS CENTER
REPLACEMENT
University of Wisconsin - Madison
Madison, Wisconsin
Source: BUILDING ELEVATIONS - TRAINING FACILITY

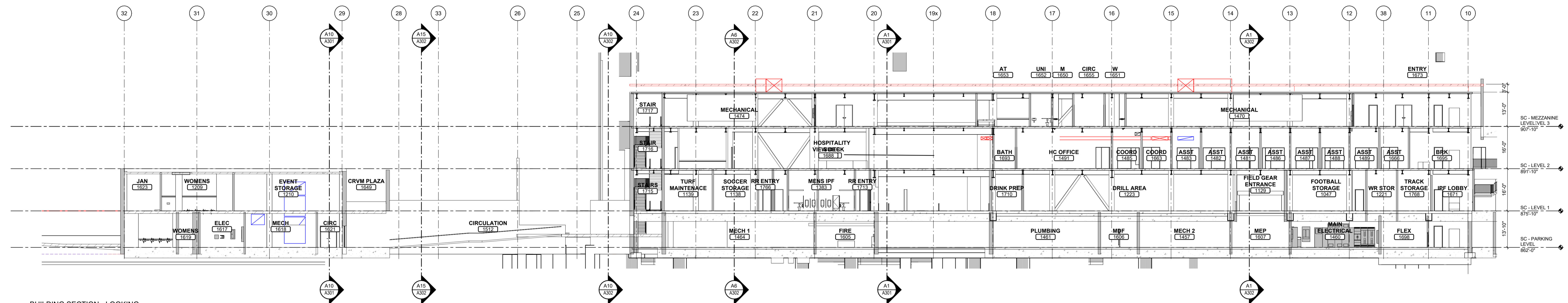
Revisions:		
No.	Date:	Description:
1	05/28/24	Schematic Design

Graphic Scale	
DFD Number	22D5A
Set Type	SD
Date Issued	05/28/2024

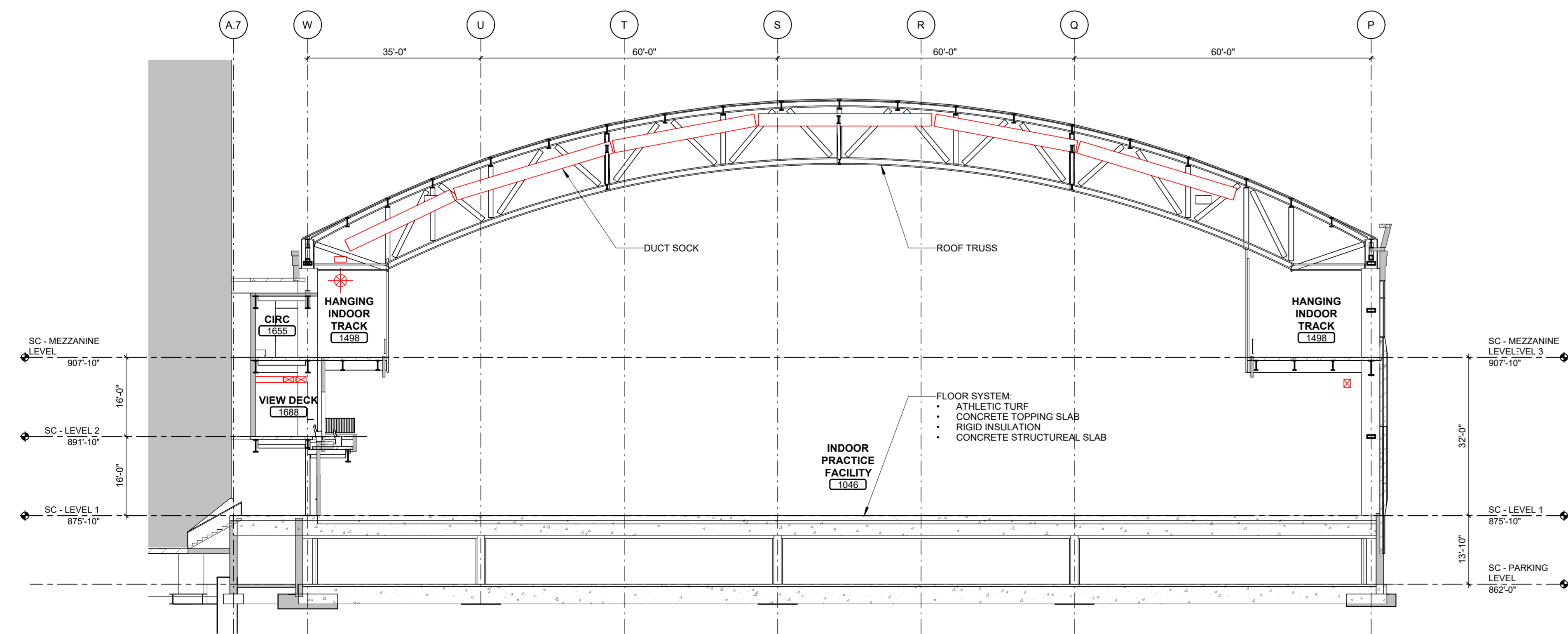
Sheet Number **A206**



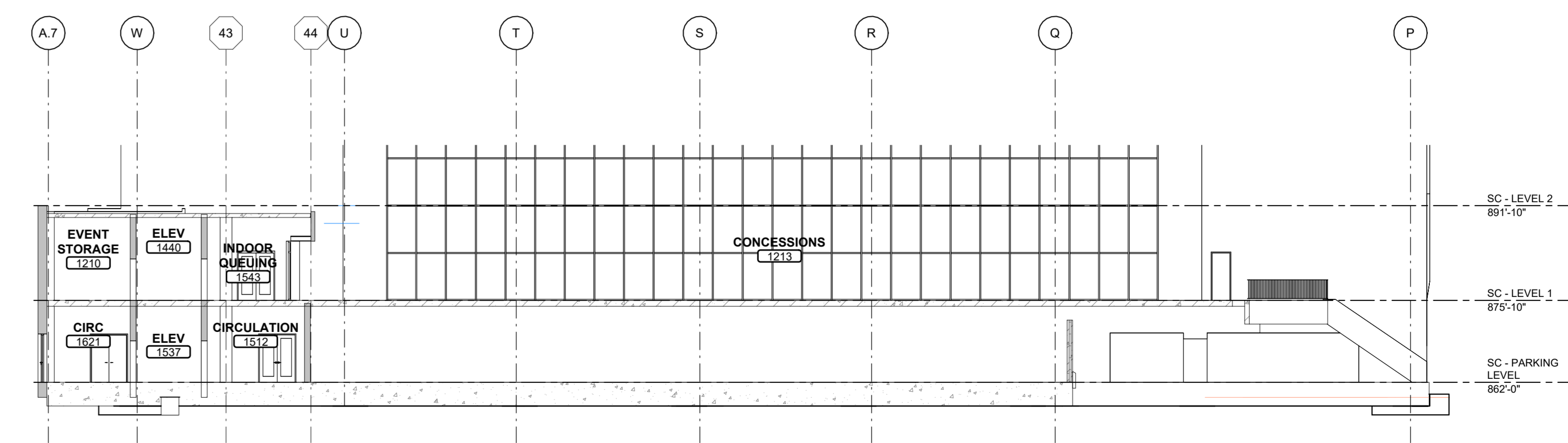
J1 BUILDING SECTION - IPF - N/S LOOKING WEST-2
A301 1/16" = 1'-0"



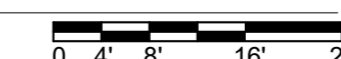
E1 BUILDING SECTION - LOOKING WEST - IPF
A301 1/16" = 1'-0"



A1 BUILDING SECTION - IPF - E/W LOOKING NORTH-1
A301 1/16" = 1'-0"




A10 BUILDING SECTION - TRIANGLE - E/W LOOKING NORTH-1
A301 1/16" = 1'-0"



Revisions:	
No.	Description:
1	05/28/24 Schematic Design

Graphic Scale	
DFD Number	22D5A
Set Type	SD
Date Issued	05/28/2024
Sheet Number	A301



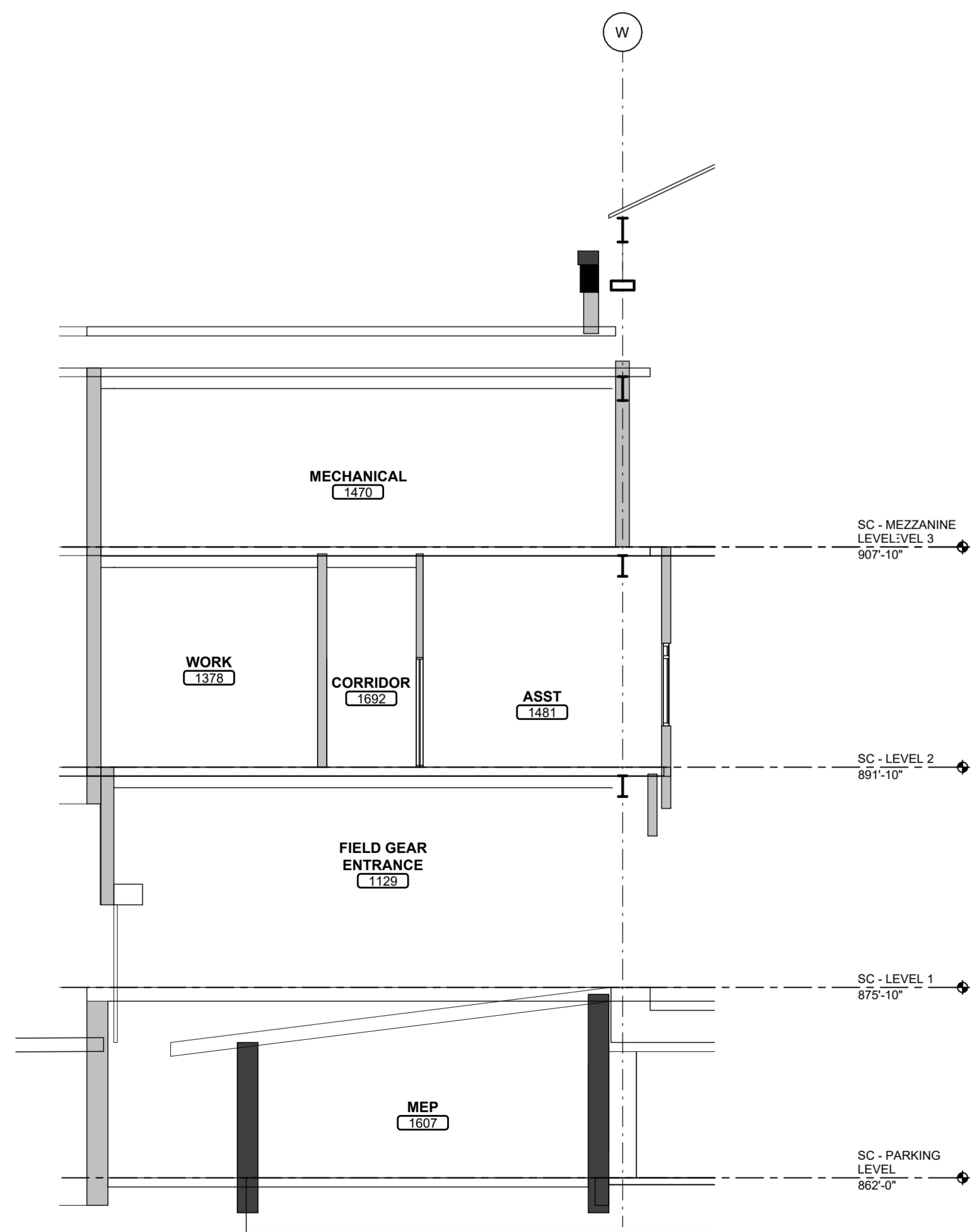
**CAMP RANDALL SPORTS CENTER
 REPLACEMENT**
 University of Wisconsin - Madison
 Madison, Wisconsin

BUILDING SECTIONS - INDOOR PRACTICE FIELD

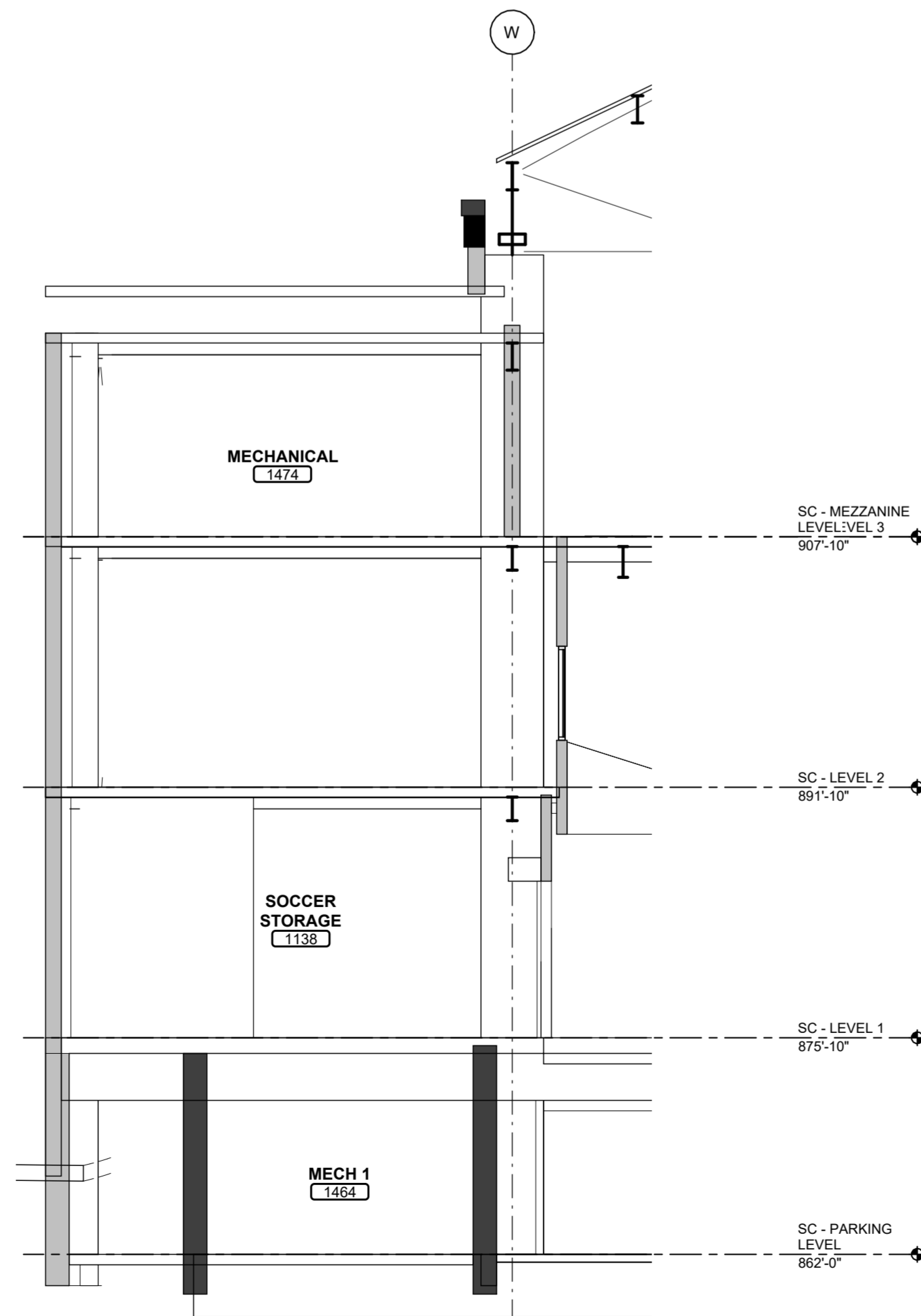
Revisions:		
No.	Date:	Description:
1	05/28/24	Schematic Design

Graphic Scale	
DFD Number	22D5A
Set Type	SD
Date Issued	05/28/2024

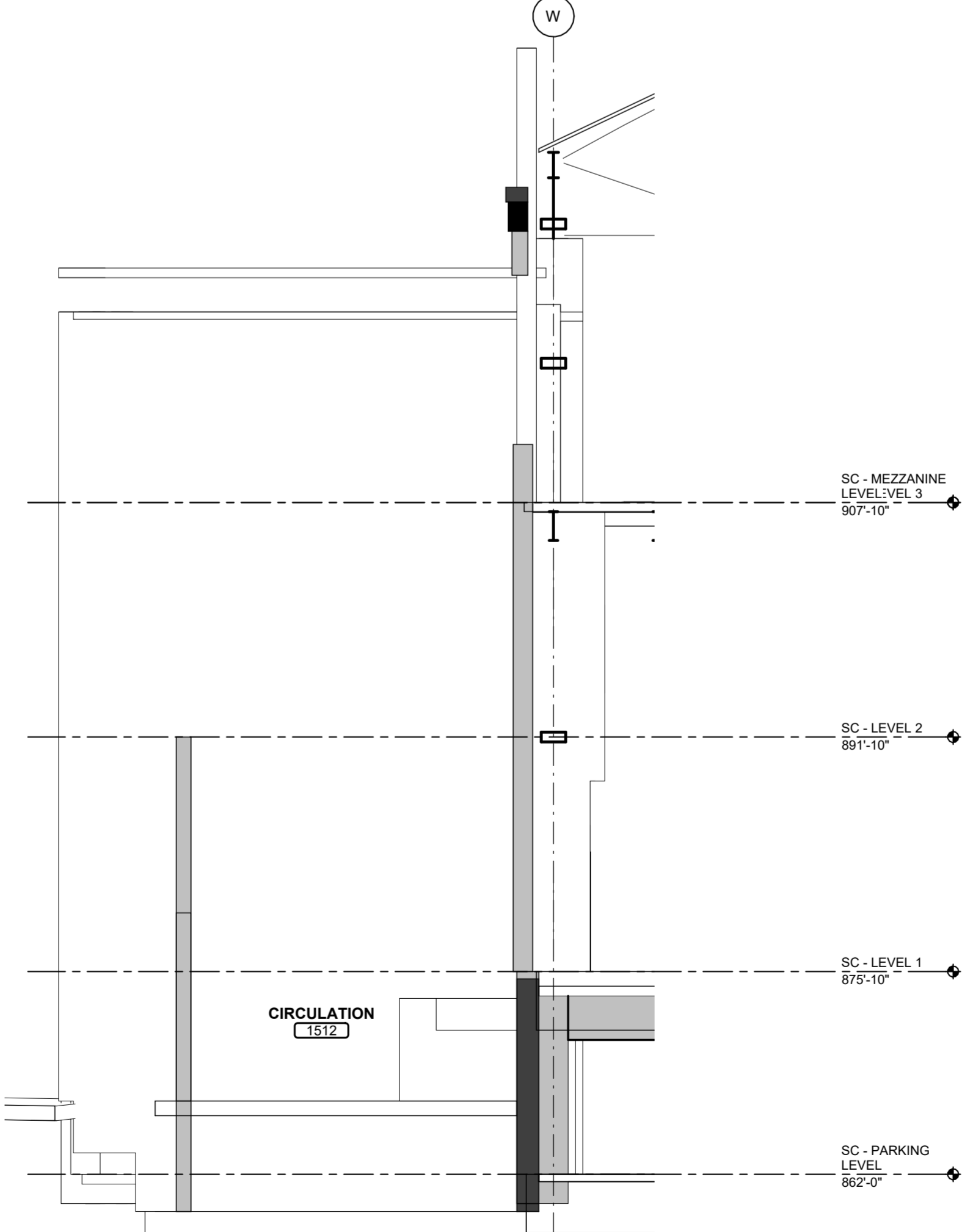
Sheet Number **A302**



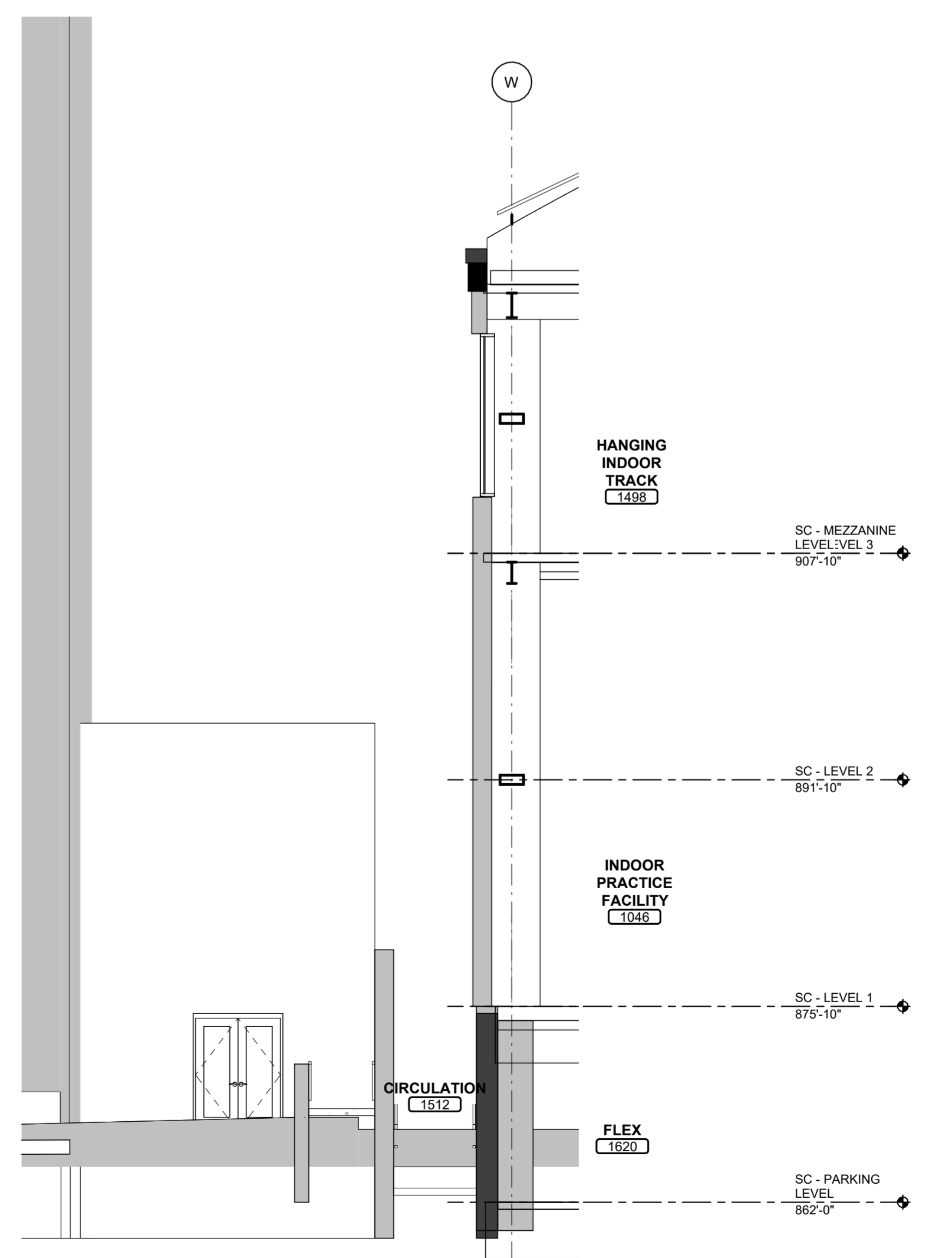
A1 BUILDING SECTION
 A302 1/8" = 1'-0"
 0 2' 4' 8' 12'



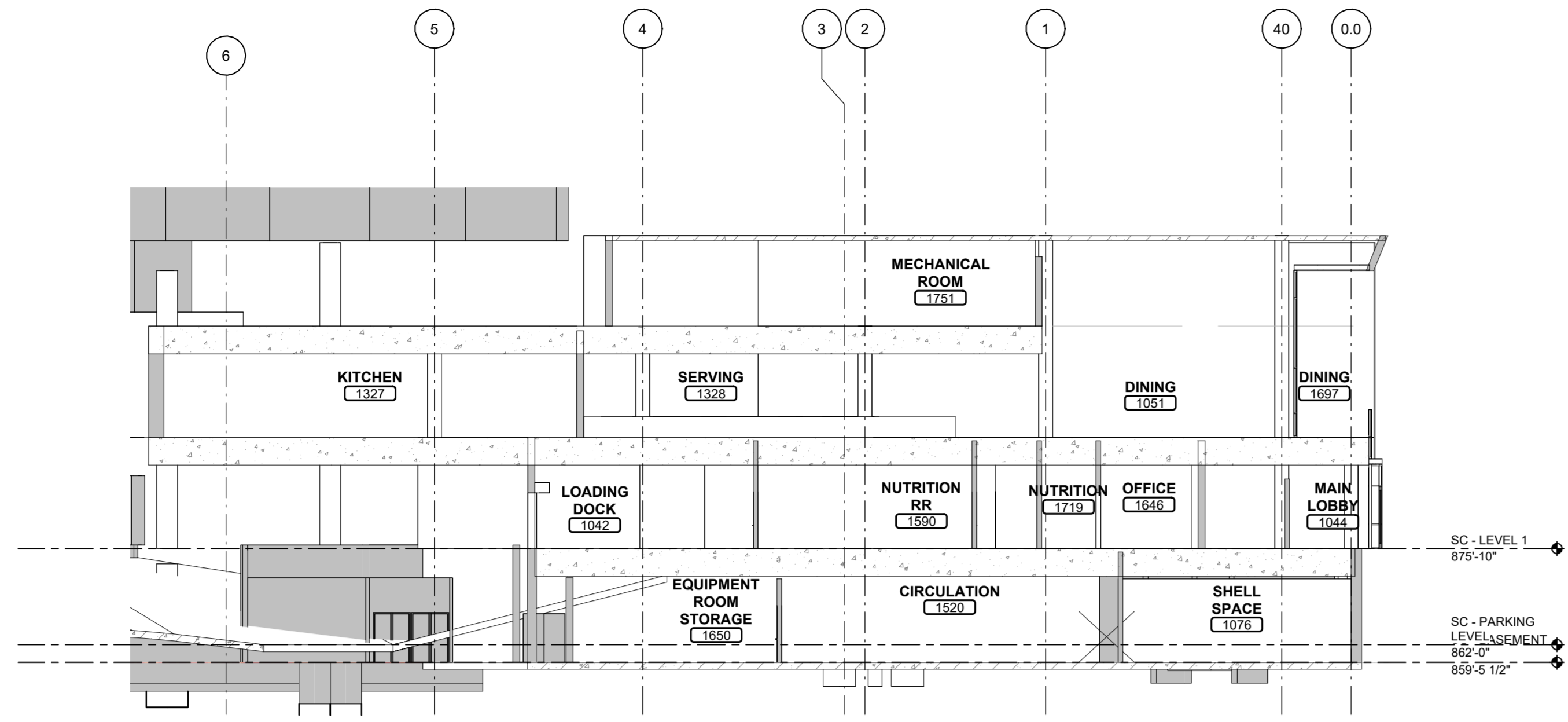
A6 BUILDING SECTION
 A302 1/8" = 1'-0"
 0 2' 4' 8' 12'



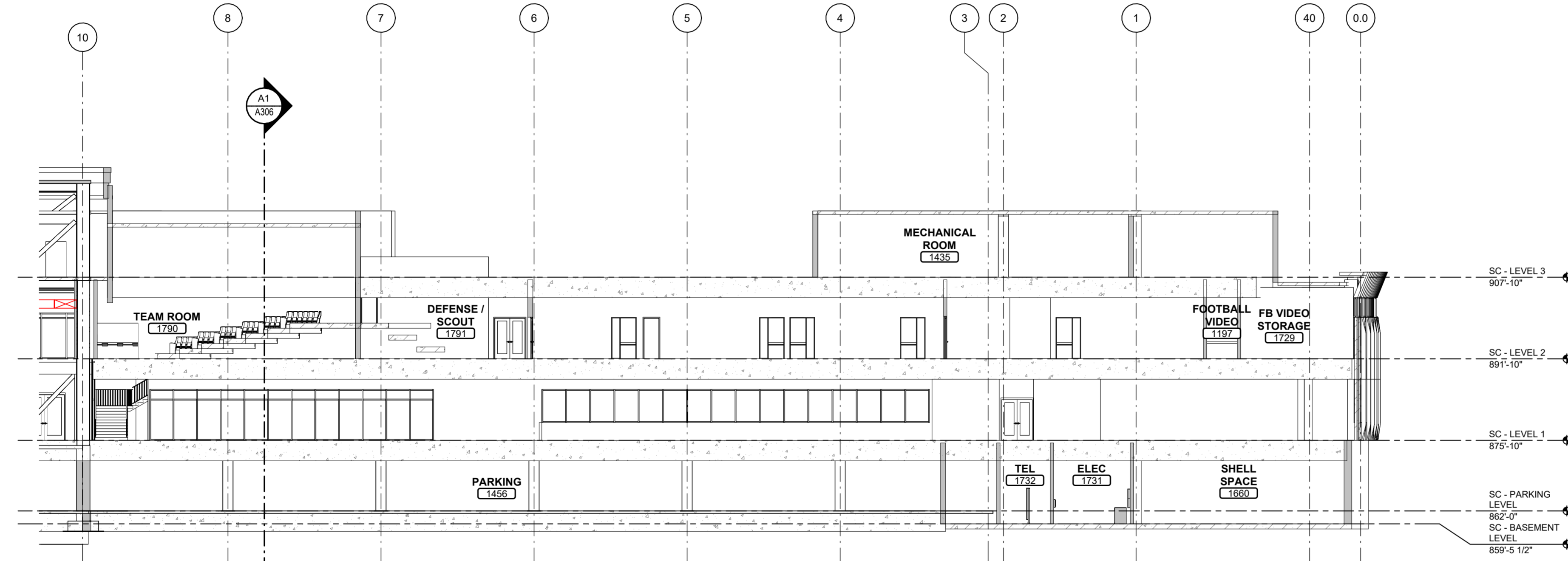

A10 BUILDING SECTION
 A302 1/8" = 1'-0"
 0 2' 4' 8' 12'



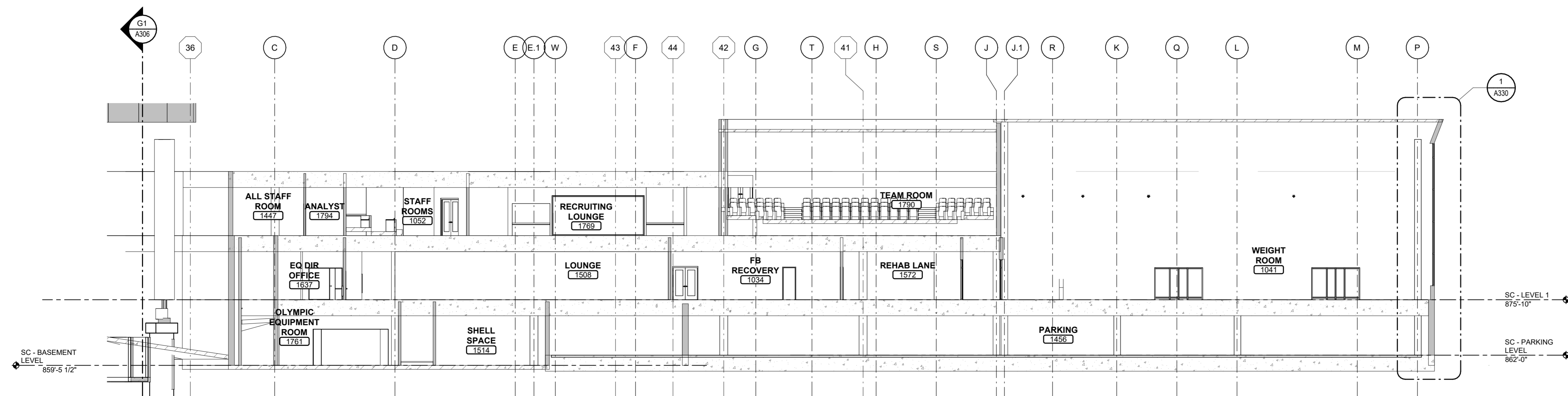
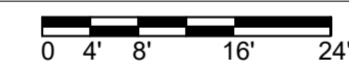
A15 BUILDING SECTION
 A302 1/8" = 1'-0"
 0 2' 4' 8' 12'



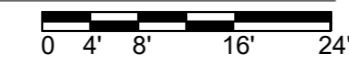
G1 BUILDING SECTION - N/S LOOKING WEST - TF 2
 1/16" = 1'-0"




D1 BUILDING SECTION - N/S LOOKING WEST - TF-1
 1/16" = 1'-0"



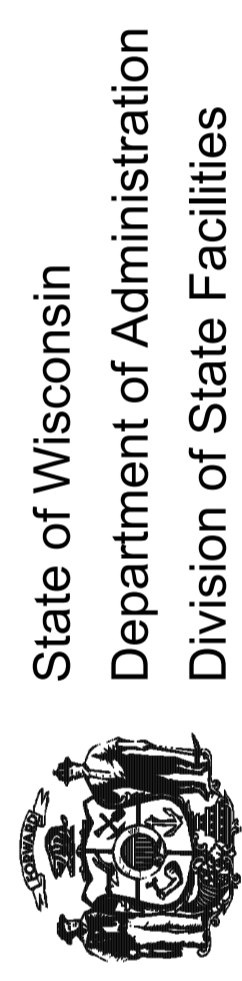
A1 BUILDING SECTION
 1/16" = 1'-0"



PRELIMINARY - NOT FOR CONSTRUCTION



310 Pine Street Green Bay, WI 54301
920.432.4665
23UMAD06.00



State of Wisconsin
Department of Administration
Division of State Facilities

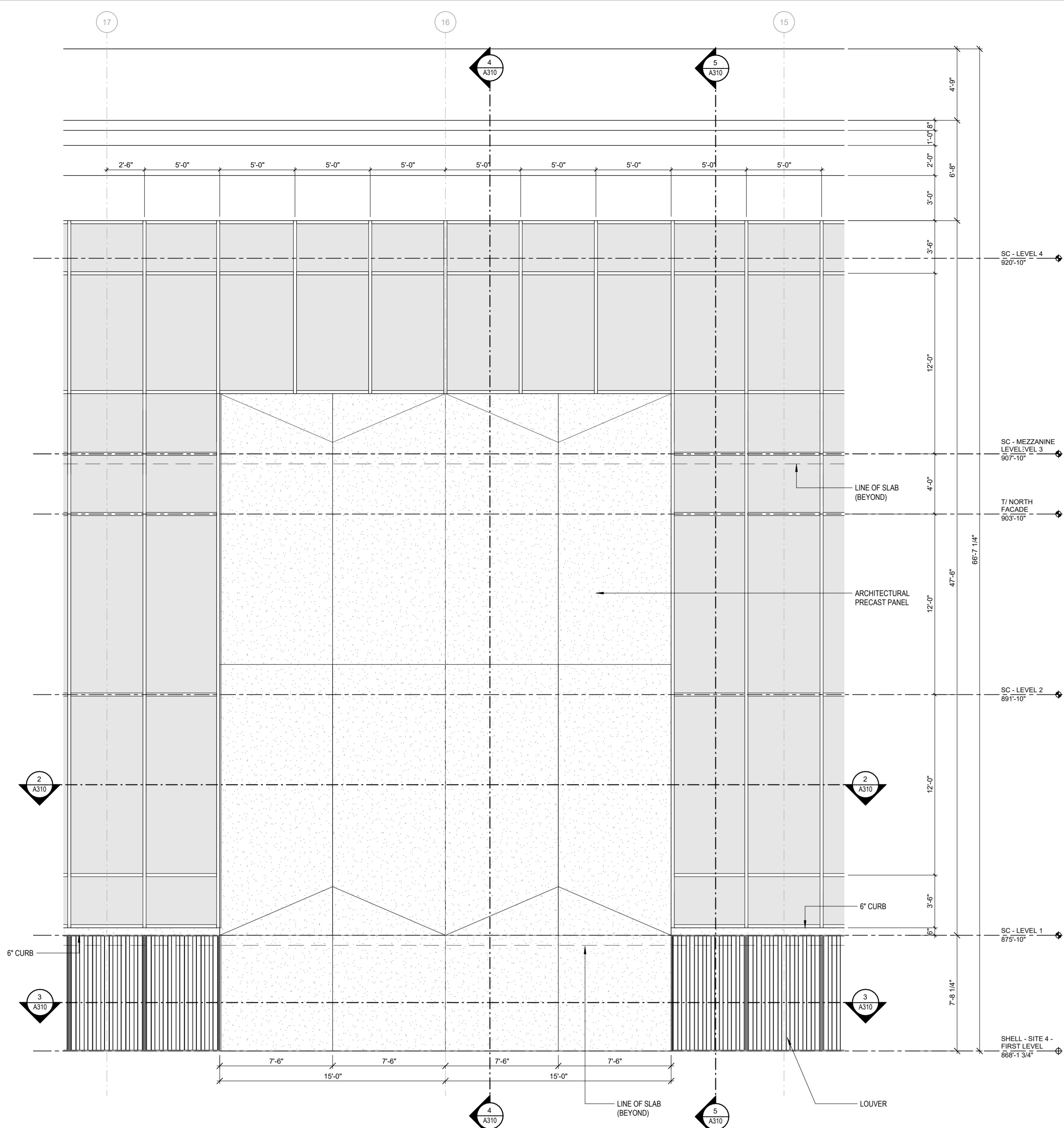
1440 MONROE STREET
MADISON, WI 53711

CAMP RANDALL SPORTS CENTER
REPLACEMENT
University of Wisconsin - Madison
Madison, Wisconsin

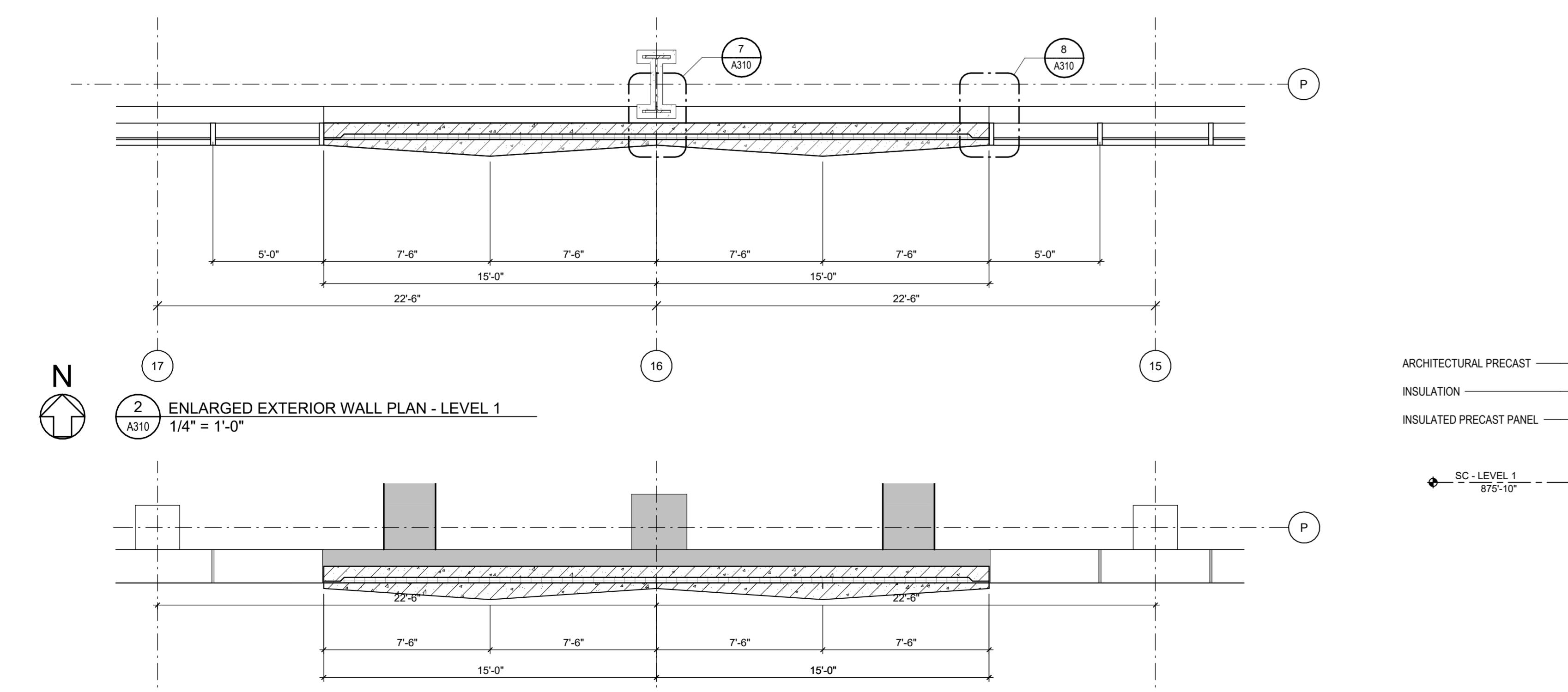
Source: BUILDING SECTIONS - TRAINING FACILITY

Revisions:		
No.	Date	Description
1	05/28/24	Schematic Design

Graphic Scale	
DFD Number	22D5A
Set Type	SD
Date Issued	05/28/2024
Sheet Number	A306



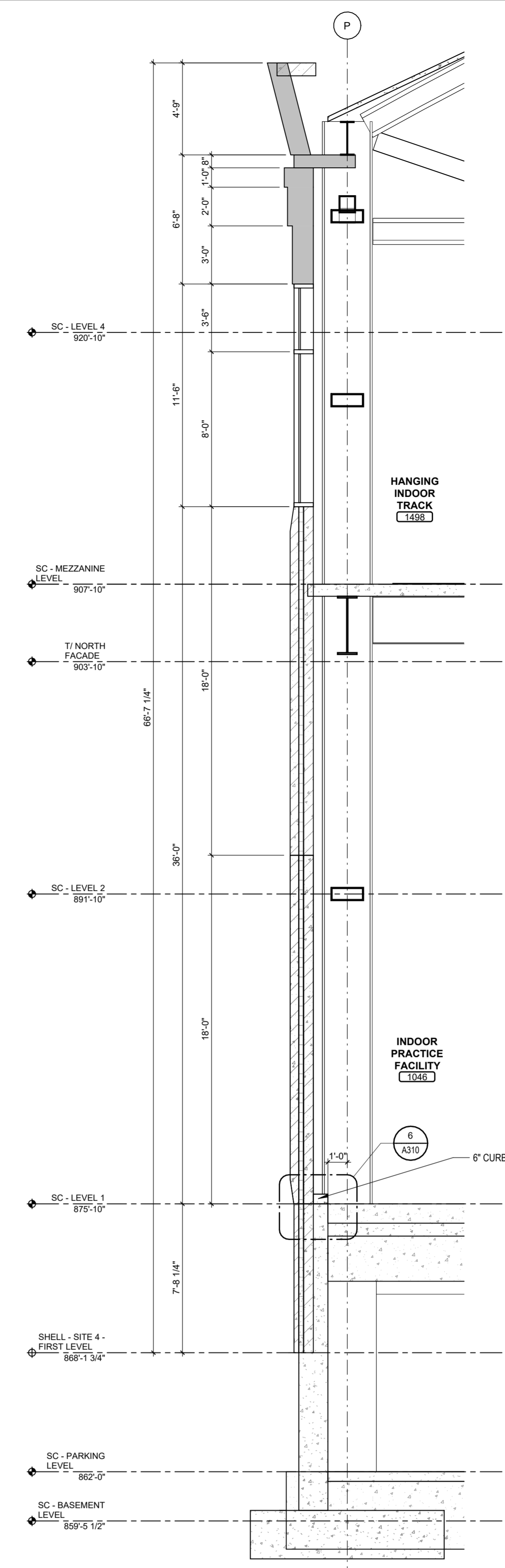
1 ENLARGED ELEVATION - EAST FACADE
1/4" = 1'-0"



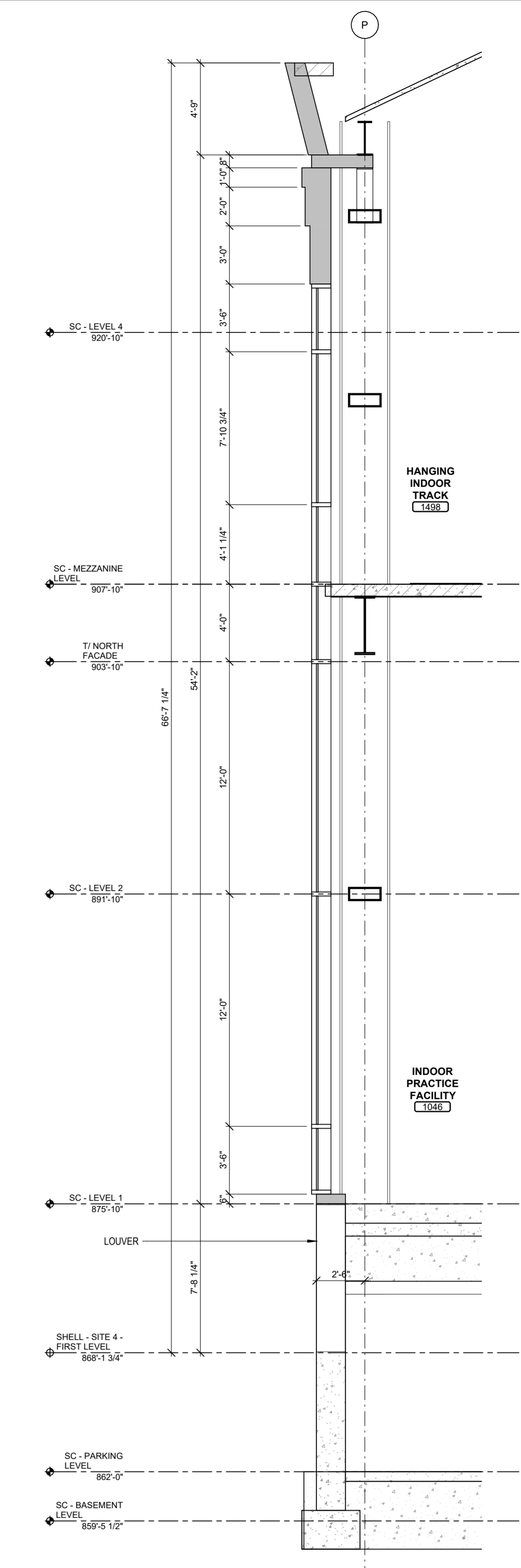
2 ENLARGED EXTERIOR WALL PLAN - LEVEL 1
1/4" = 1'-0"



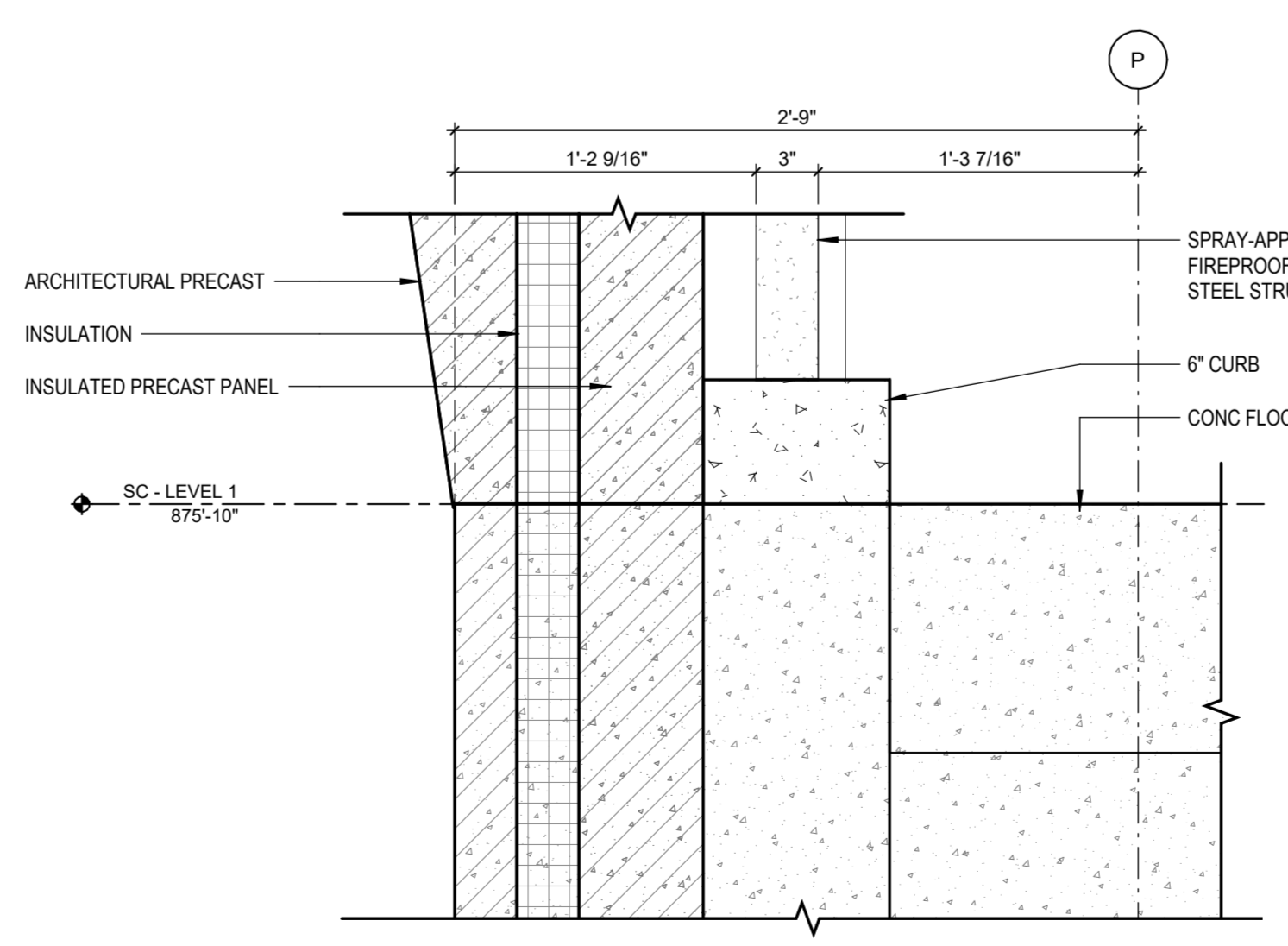
3 ENLARGED EXTERIOR WALL PLAN - AT GRADE
1/4" = 1'-0"



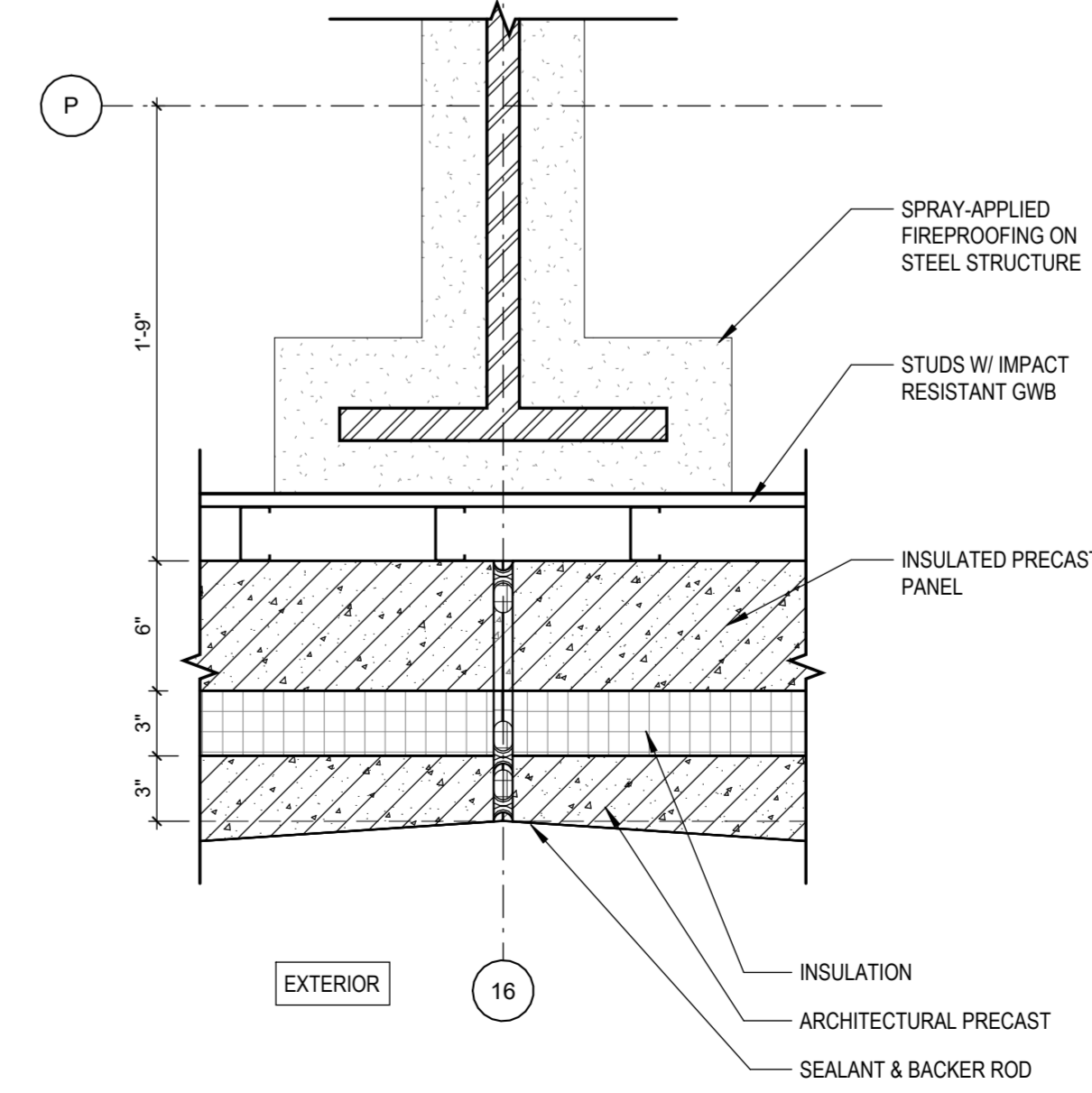
4 ENLARGED WALL SECTION
1/4" = 1'-0"



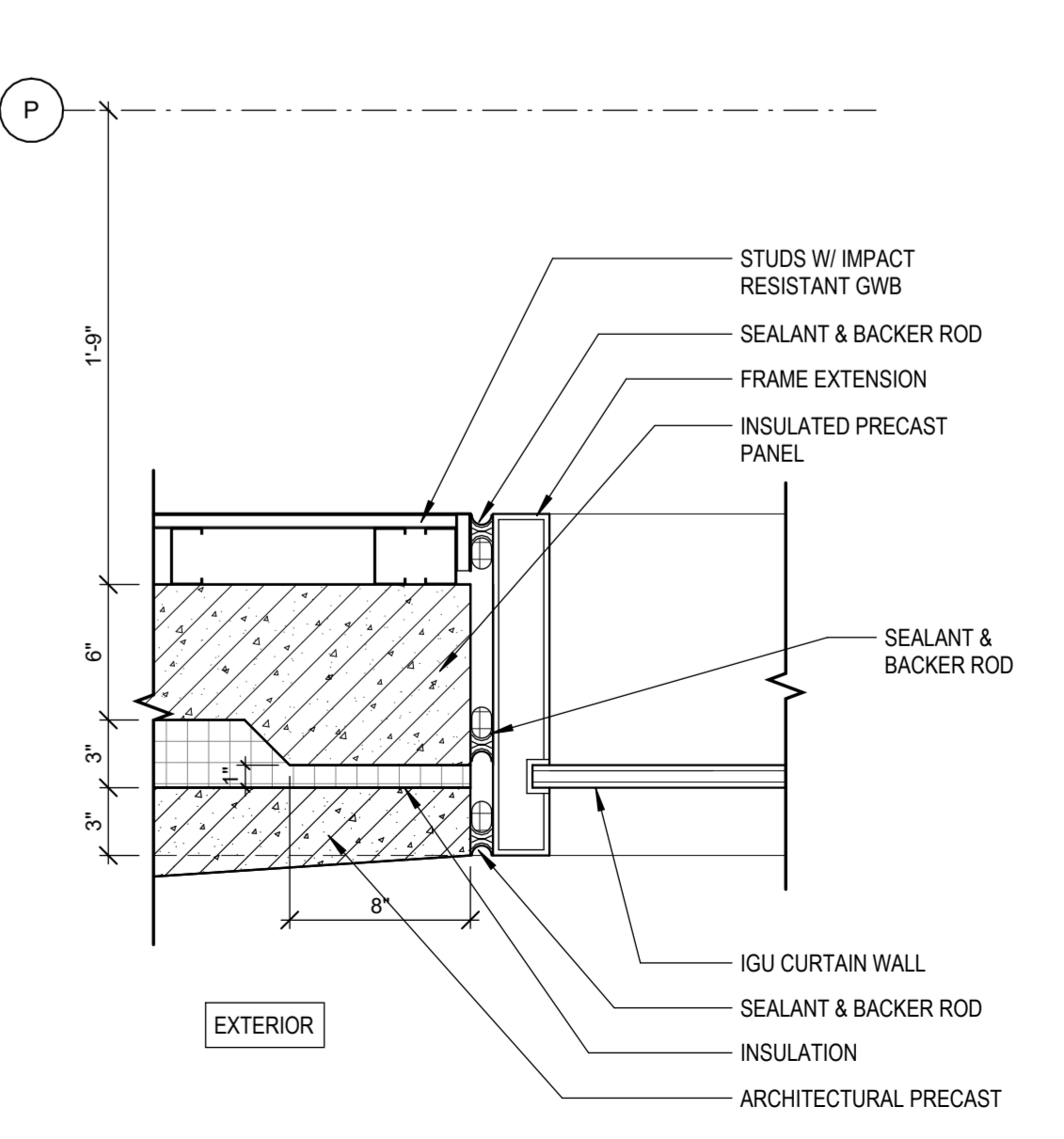
5 ENLARGED WALL SECTION
1/4" = 1'-0"



6 EXTERIOR SECTION DETAIL
1 1/2" = 1'-0"



7 EXTERIOR PLAN DETAIL
1 1/2" = 1'-0"



8 EXTERIOR PLAN DETAIL
1 1/2" = 1'-0"

PRELIMINARY - NOT FOR CONSTRUCTION

h+k

bernerssch-ber
310 Pine Street | Green Bay, WI 54301
920.432.4665
23UMADD6.00

State of Wisconsin
Department of Administration
Division of State Facilities

1440 MONROE STREET
MADISON, WI 53711

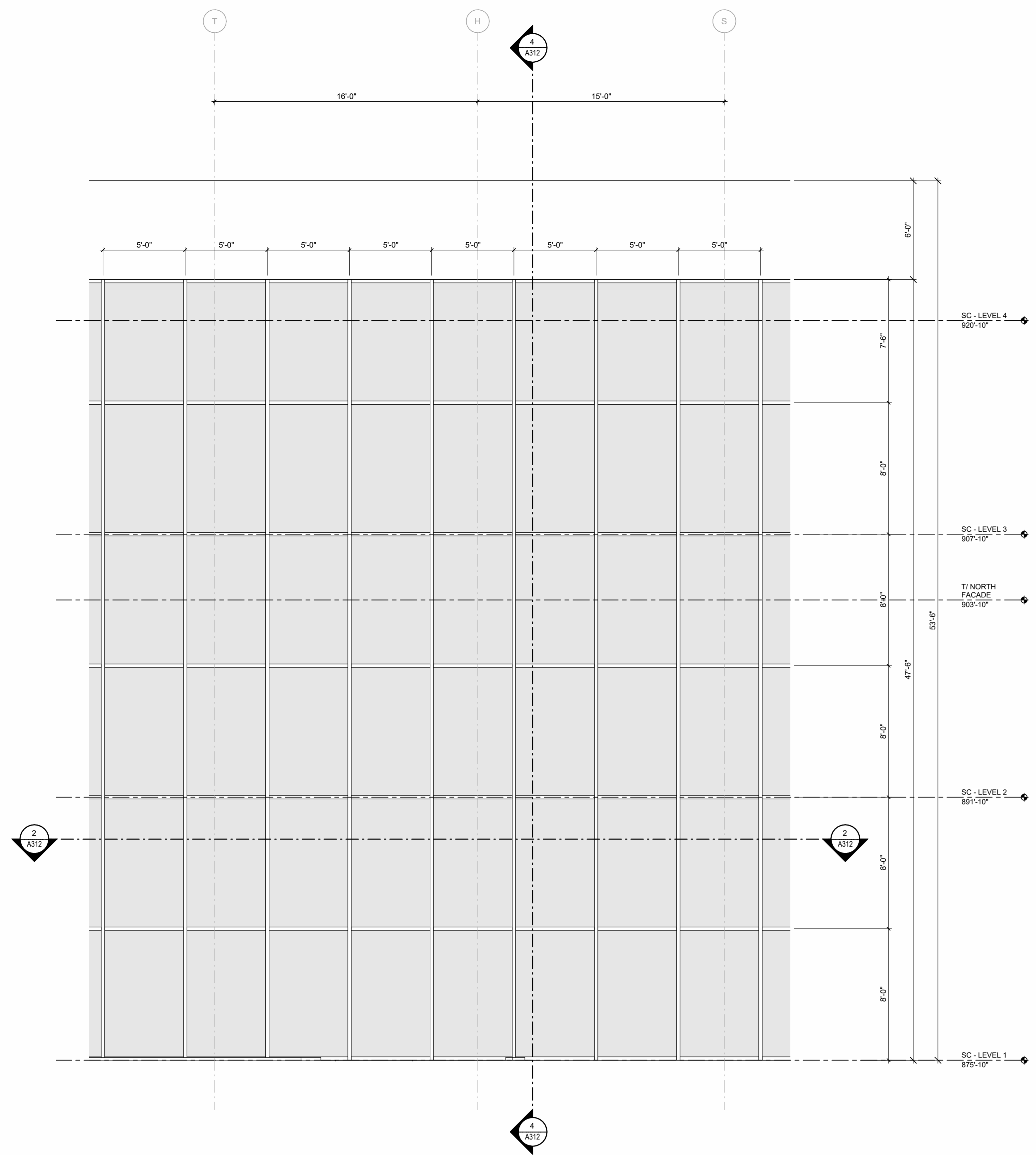
**CAMP RANDALL SPORTS CENTER
REPLACEMENT**
University of Wisconsin - Madison
Madison, Wisconsin

EXTERIOR WALL SYSTEM - INDOOR PRACTICE FIELD

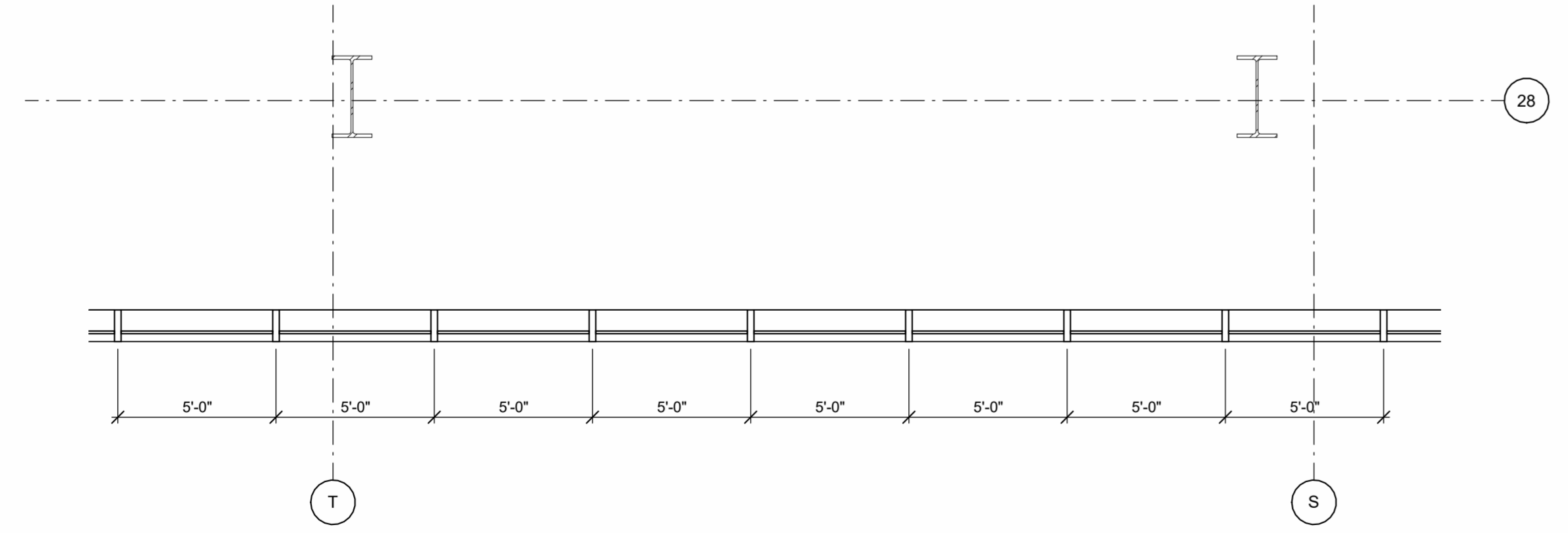
Revisions:		
No.	Date:	Description:
1	05/28/24	Schematic Design

Graphic Scale	
DFD Number	22D5A
Set Type	SD
Date Issued	05/28/2024
Sheet Number	A310

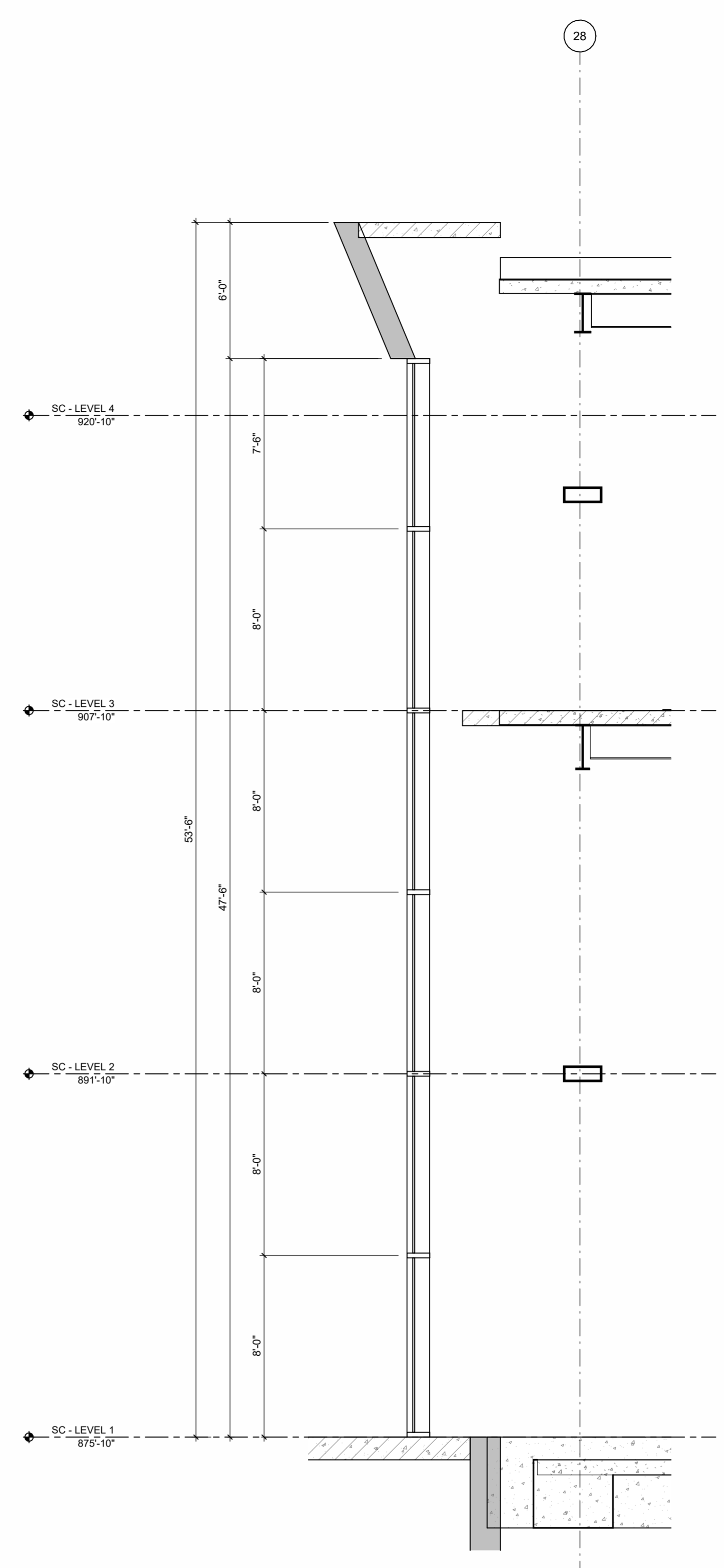
AND USE APPLICATION SUBMITTAL 5.28.24



1 ENLARGED ELEVATION - SOUTH FACADE
1/4" = 1'-0"



2 ENLARGED EXTERIOR WALL PLAN - LEVEL 1
1/4" = 1'-0"



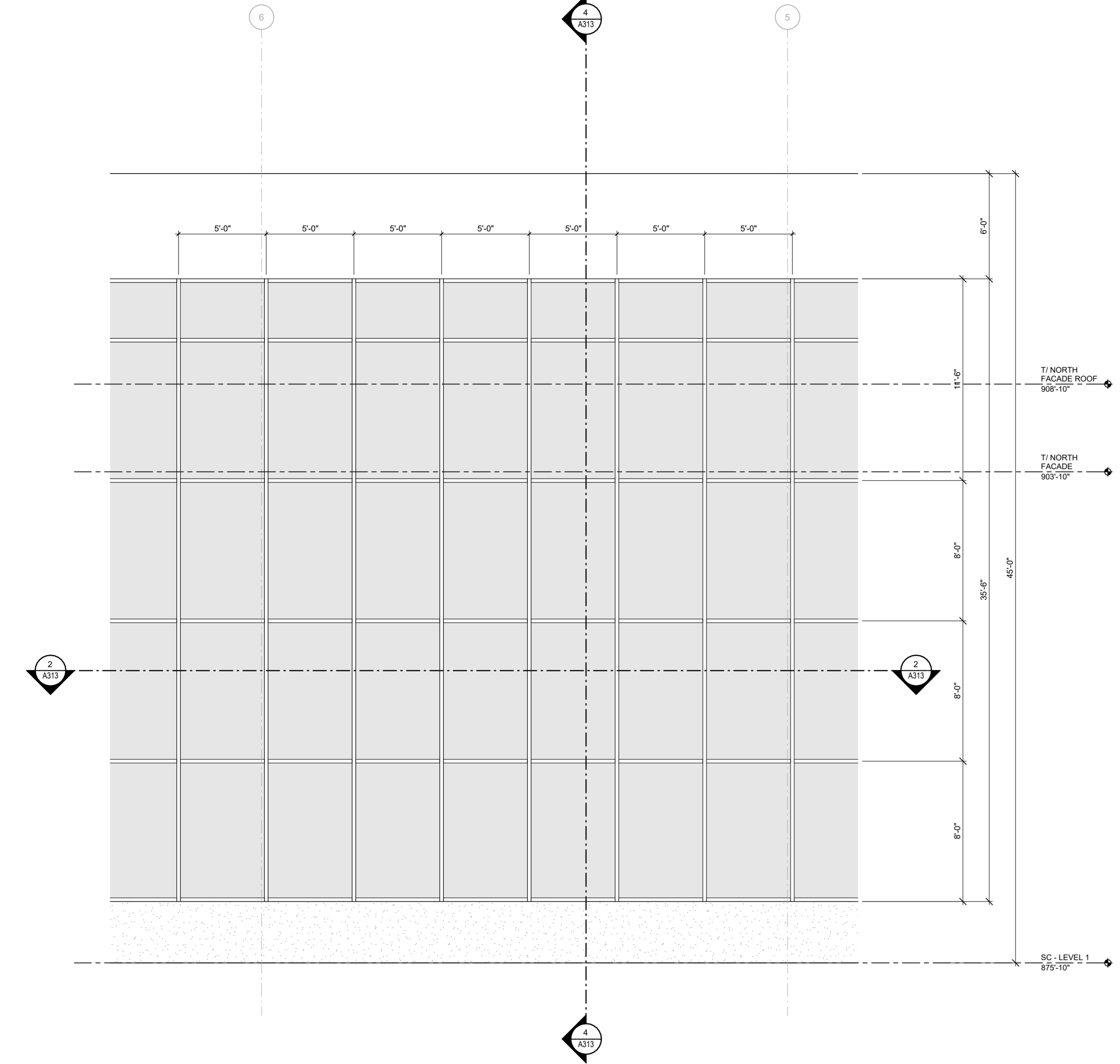
4 ENLARGED WALL SECTION
1/4" = 1'-0"



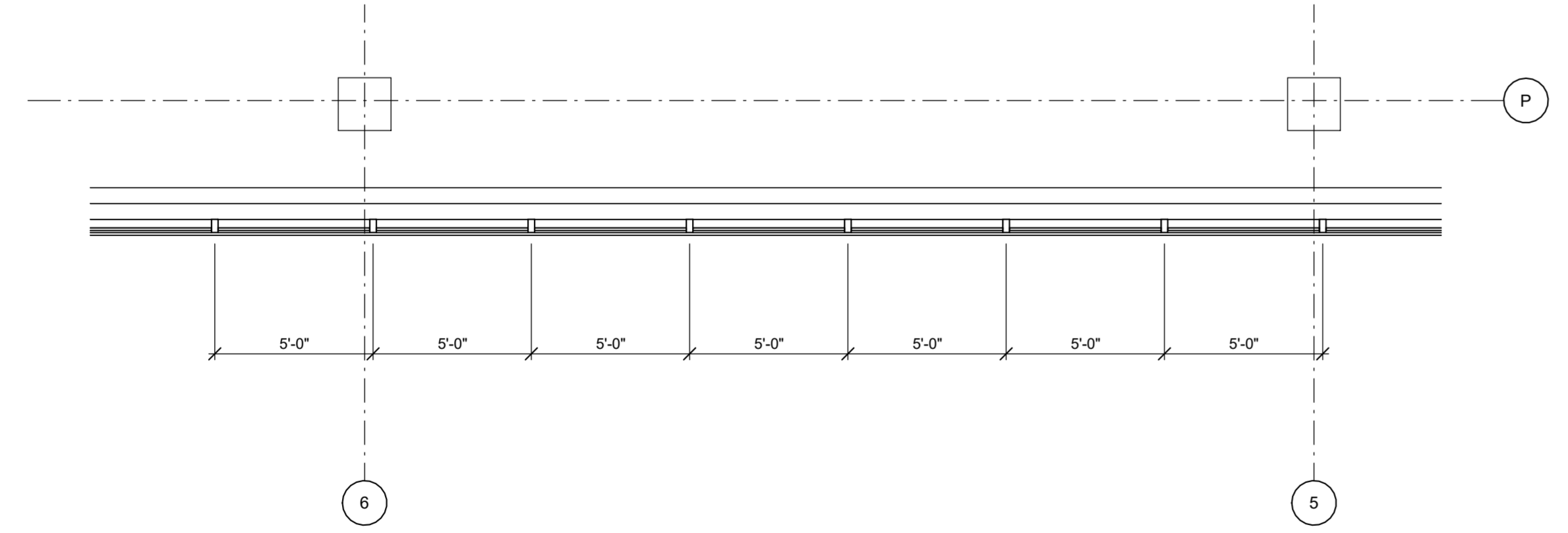
3 3D AXON

Revisions:		
No.	Date:	Description:
1	05/28/24	Schematic Design

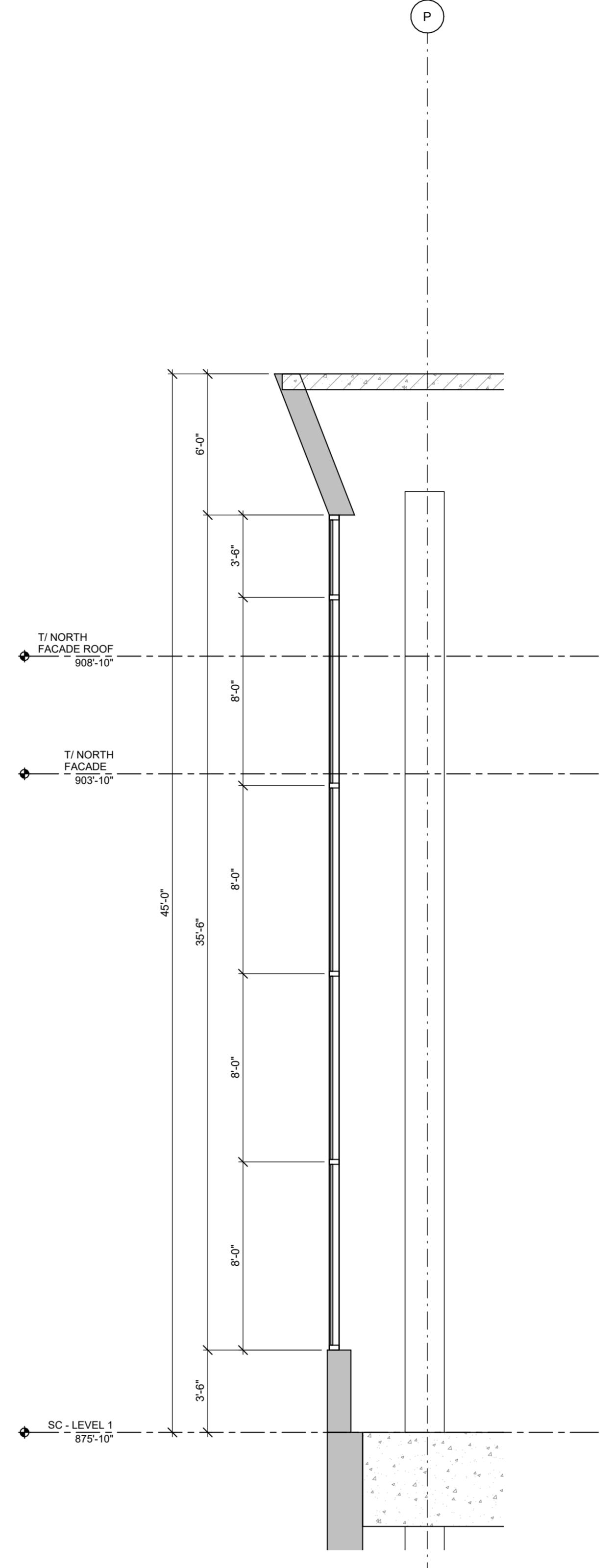
Graphic Scale	
DFD Number	22D5A
Set Type	SD
Date Issued	05/28/2024
Sheet Number	A312



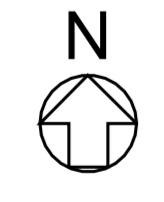
1 ENLARGED ELEVATION - EAST FACADE
1/4" = 1'-0"



2 ENLARGED EXTERIOR WALL PLAN - LEVEL 1
1/4" = 1'-0"



4 ENLARGED WALL SECTION
1/4" = 1'-0"

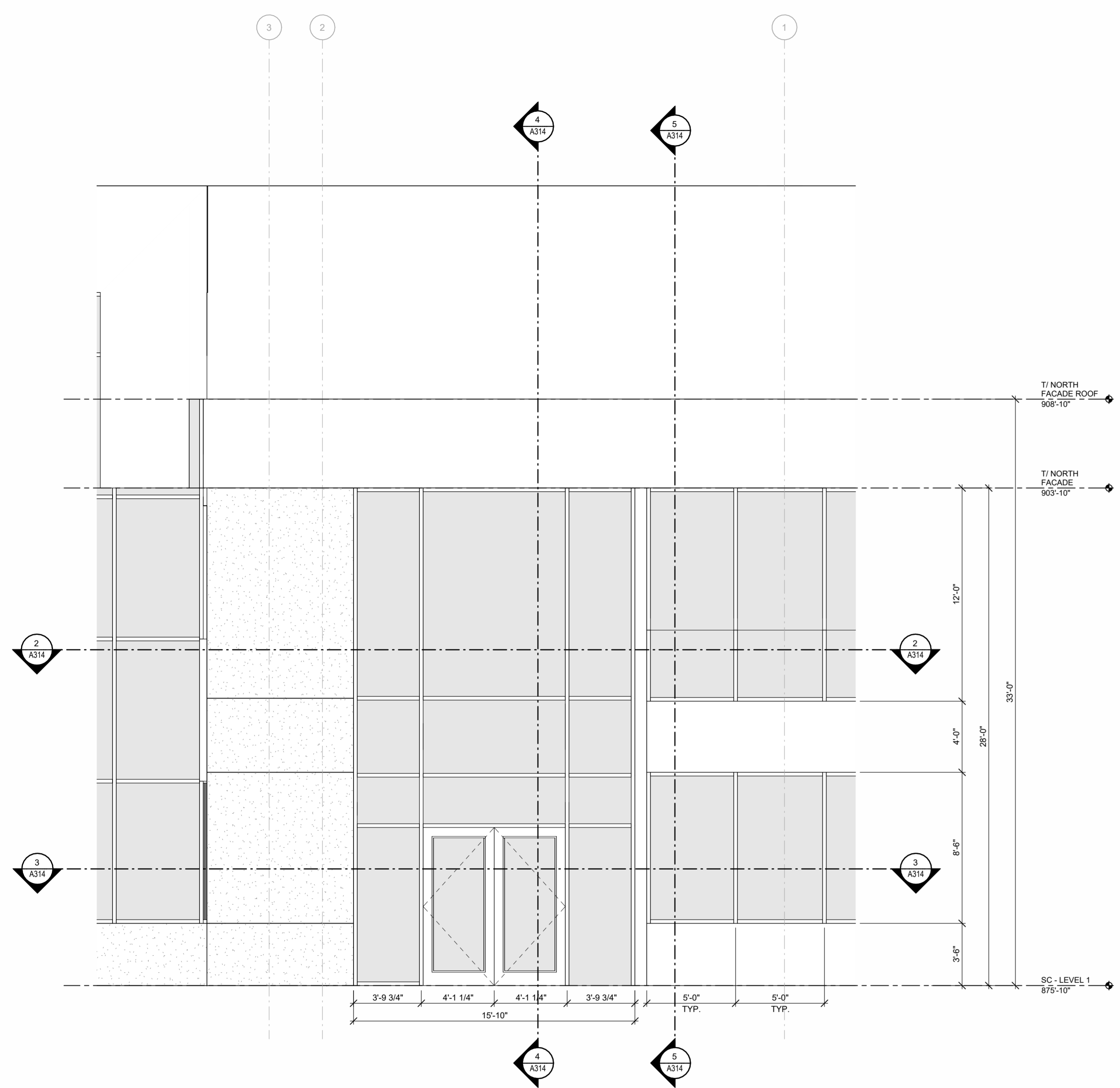


Revisions:		
No.	Date:	Description:
1	05/28/24	Schematic Design

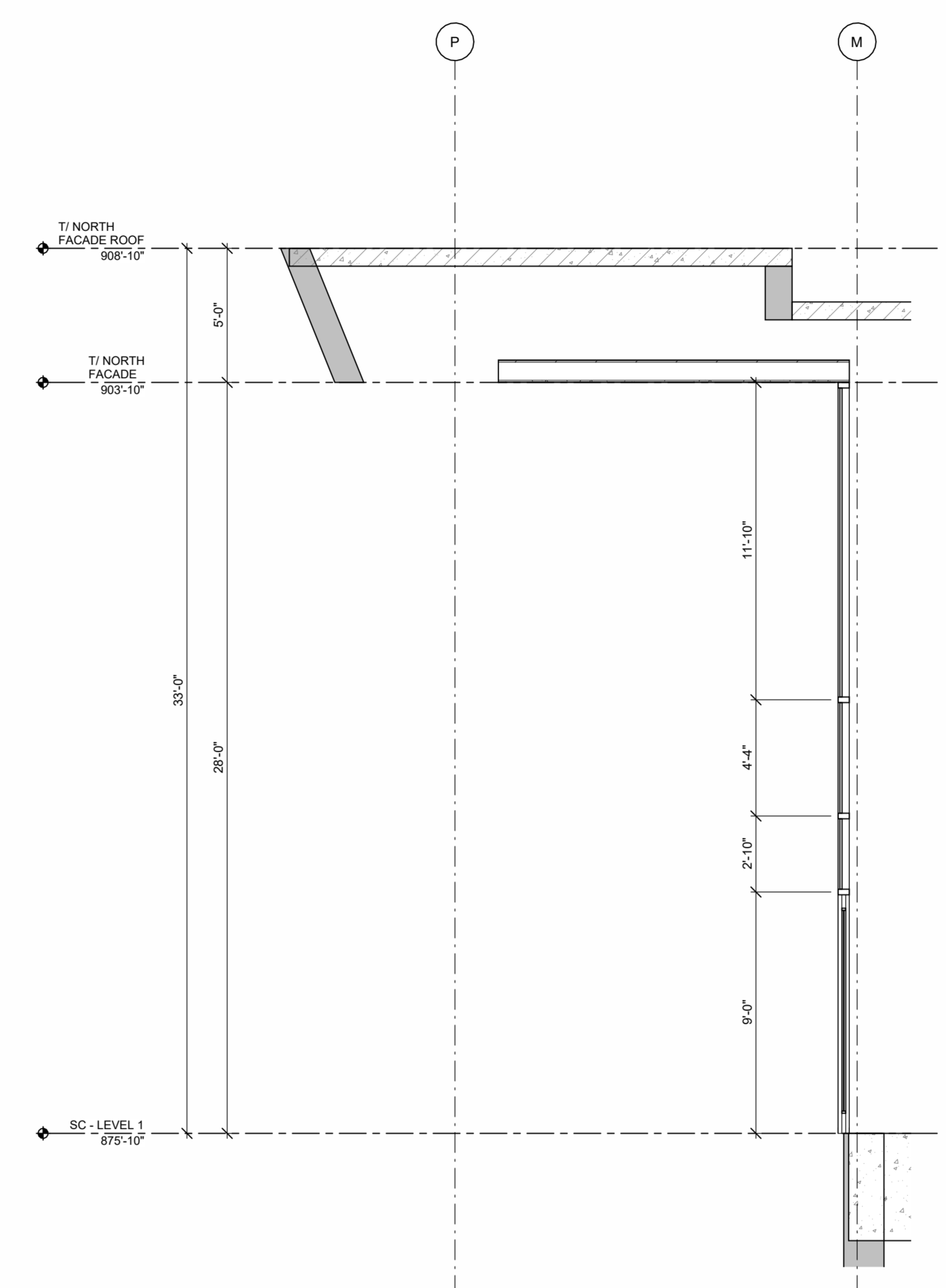
Graphic Scale	
DFD Number	22D5A
Set Type	SD
Date Issued	05/28/2024

Revisions:		
No.	Date:	Description:
1	05/28/24	Schematic Design

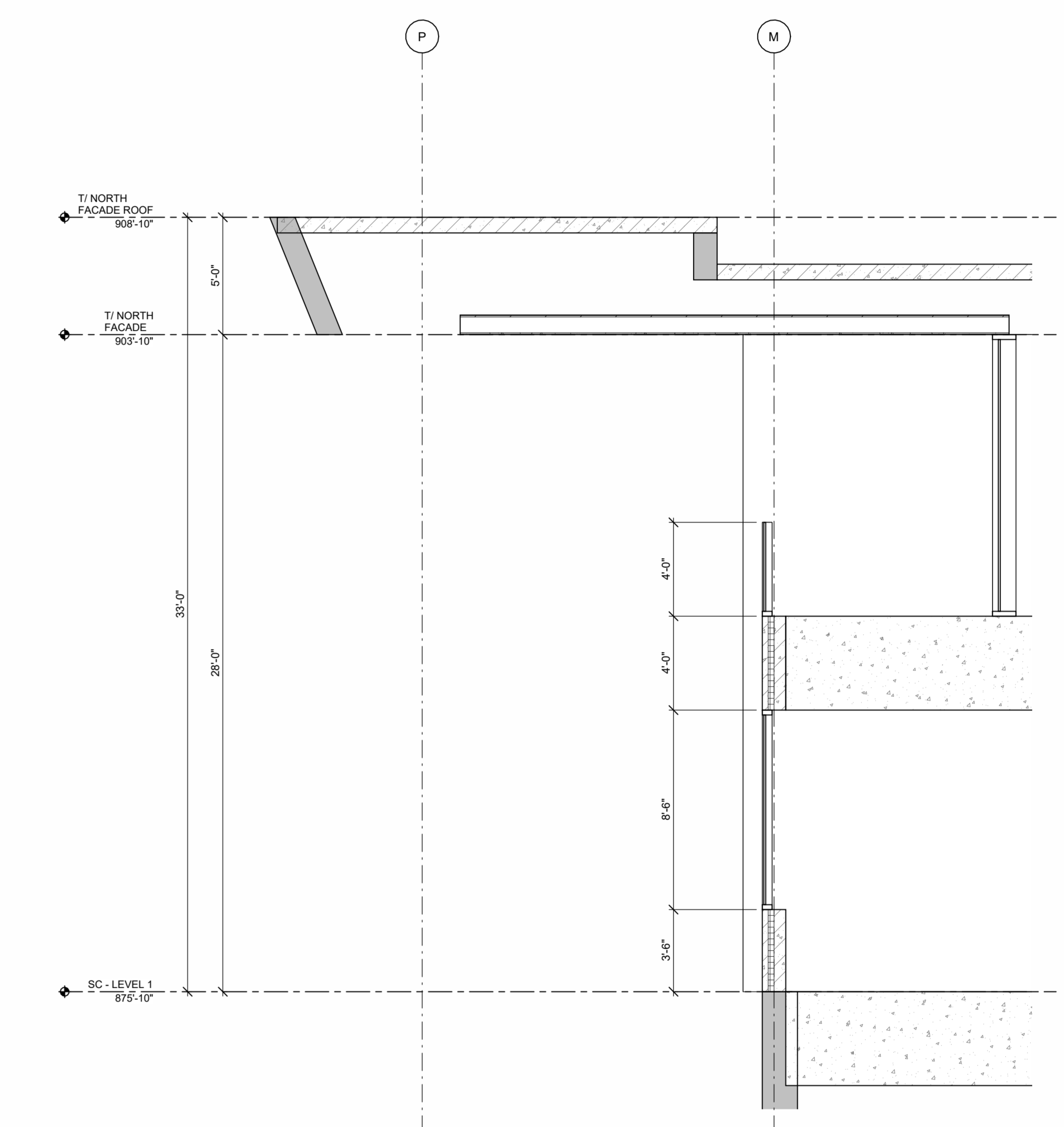
Graphic Scale	
DFD Number	22D5A
Set Type	SD
Date Issued	05/28/2024
Sheet Number	A314



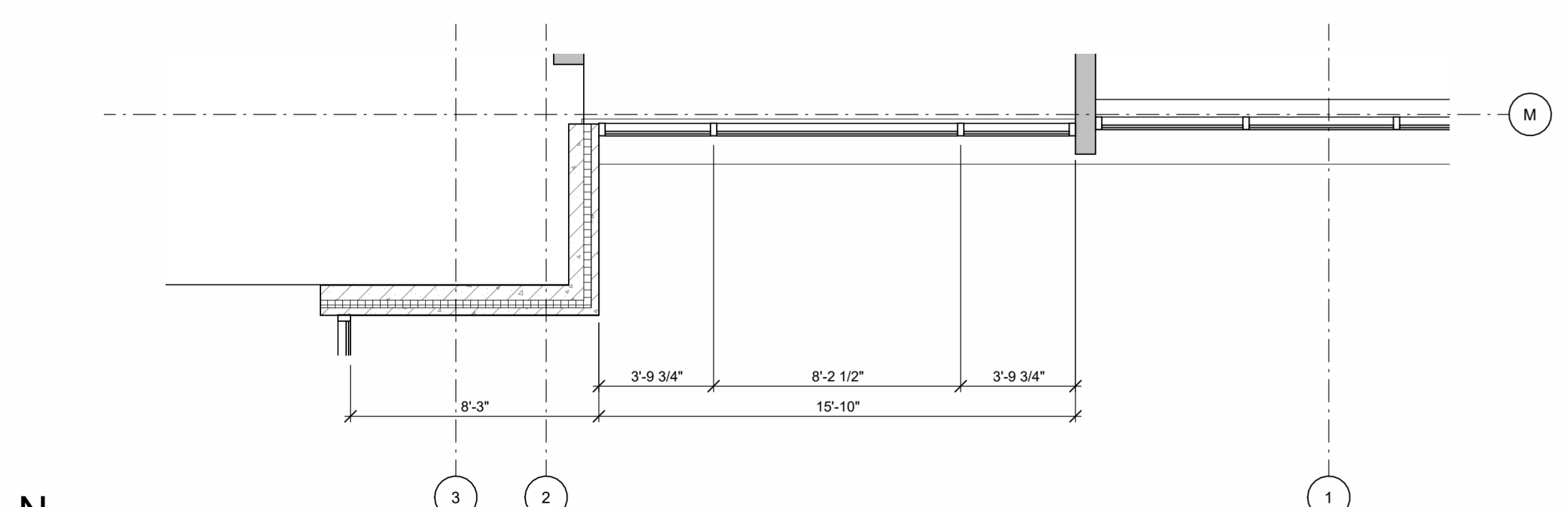
1 ENLARGED ELEVATION - EAST FACADE
 A314 1/4" = 1'-0"



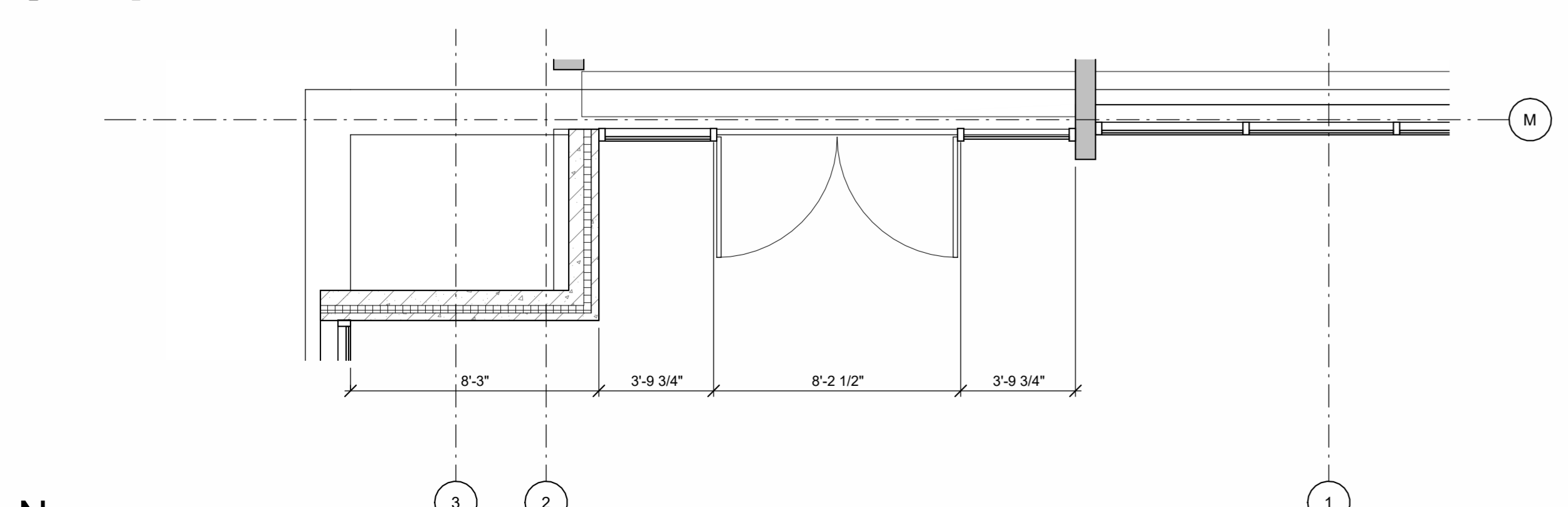
4 ENLARGED WALL SECTION
 A314 1/4" = 1'-0"



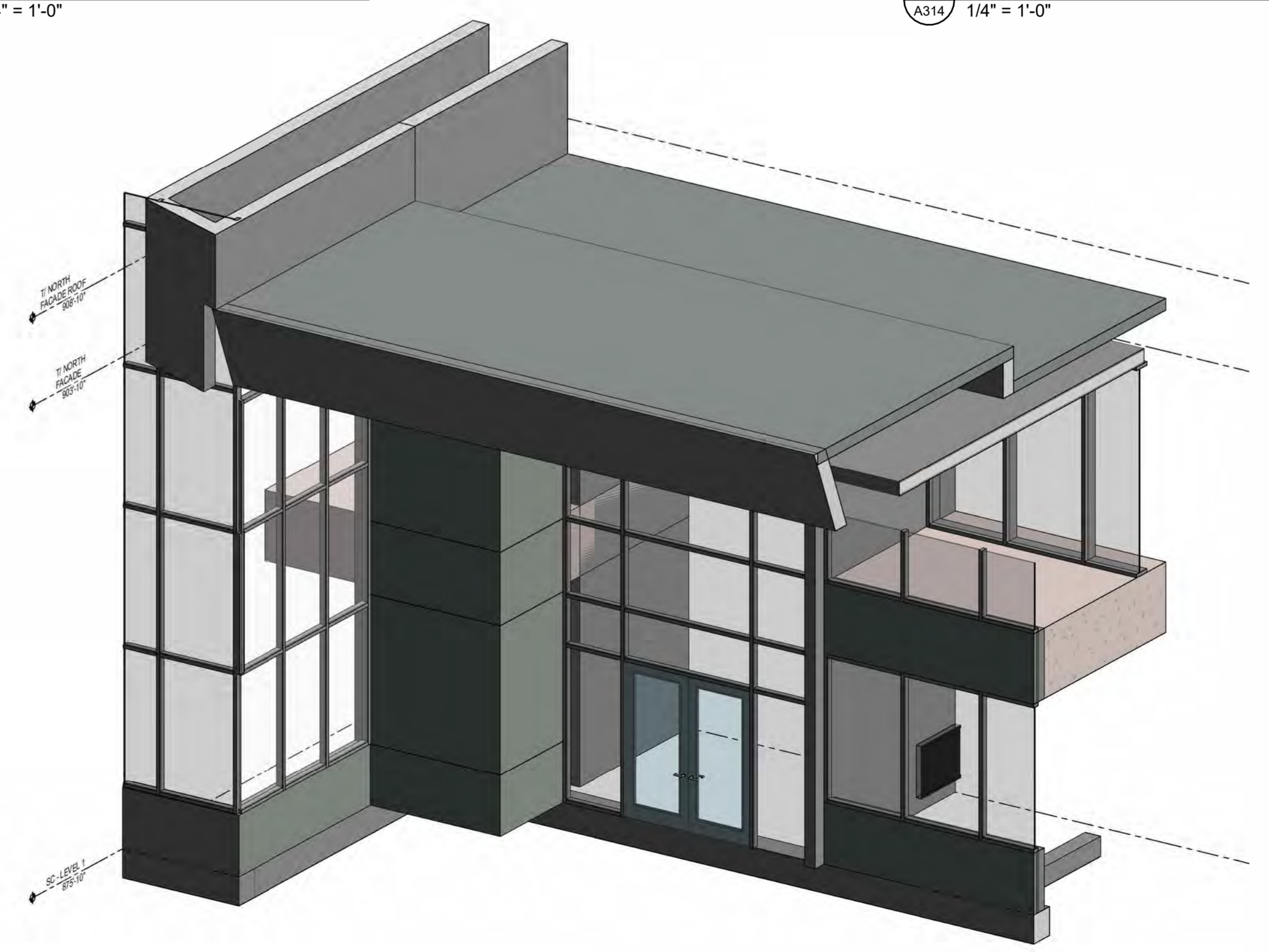
5 ENLARGED WALL SECTION
 A314 1/4" = 1'-0"



2 ENLARGED EXTERIOR WALL PLAN - LEVEL 1
 A314 1/4" = 1'-0"



3 ENLARGED EXTERIOR WALL PLAN - LEVEL 1
 A314 1/4" = 1'-0"



6 3D AXON
 A314

