

PHOTO #1 STRUCTURAL. BLDG SUPPORT

- #1** SETTLING IN FLOOR & STRUCTURAL COLUMN
- #2** FLOOR EXTENSIVE CRACKING



PHOTO #2 STRUCTURAL. BLDG SUPPORT

#1 ADDED STEEL COLUMN BECAUSE OF STRUCTURAL FAILURE @ MAIN CONC. COLUMN.

#2 SETTLING (SINKING) FLR & COLUMN.

#3 EXTENSIVE FLOOR CRACKS.





PHOTO # 3 STRUCTURAL WALL
#1 EXTENSIVE SPAULDING & DETERIORATION
OF STRUCTURAL EXTERIOR BRICK WALL

Photo # 4 STRUCTURAL WALL
#1 EXTENSIVE CRACKS IN EXTERIOR WALL
#2 BRICK & MORTAR FAILURE & DOWNSIZE



#1 →

#2

Photo # 5 STRUCTURAL WALL
#1 CRACKS IN STRUCTURAL BEARING WALLS.




PHOTO # 6 STRUCTURAL: CEILING =
#1 CONCRETE STRUCTURE CRACKED & DEGENERATED
#2 CONCRETE STRUCTURE DAMAGED W/ STEEL
REINFORCING BARS EXPOSED.

#1

#2





PHOTO # 7 MECHANICAL

- #1** DUCTING & HVAC CONTROL SYSTEMS OBSOLETE
- #2** WATER DAMAGE FROM LEAKING ROOF

PHOTO # 2
#1 OBSOLETE
MECHANICAL
1980's HVAC EQUIPMENT.



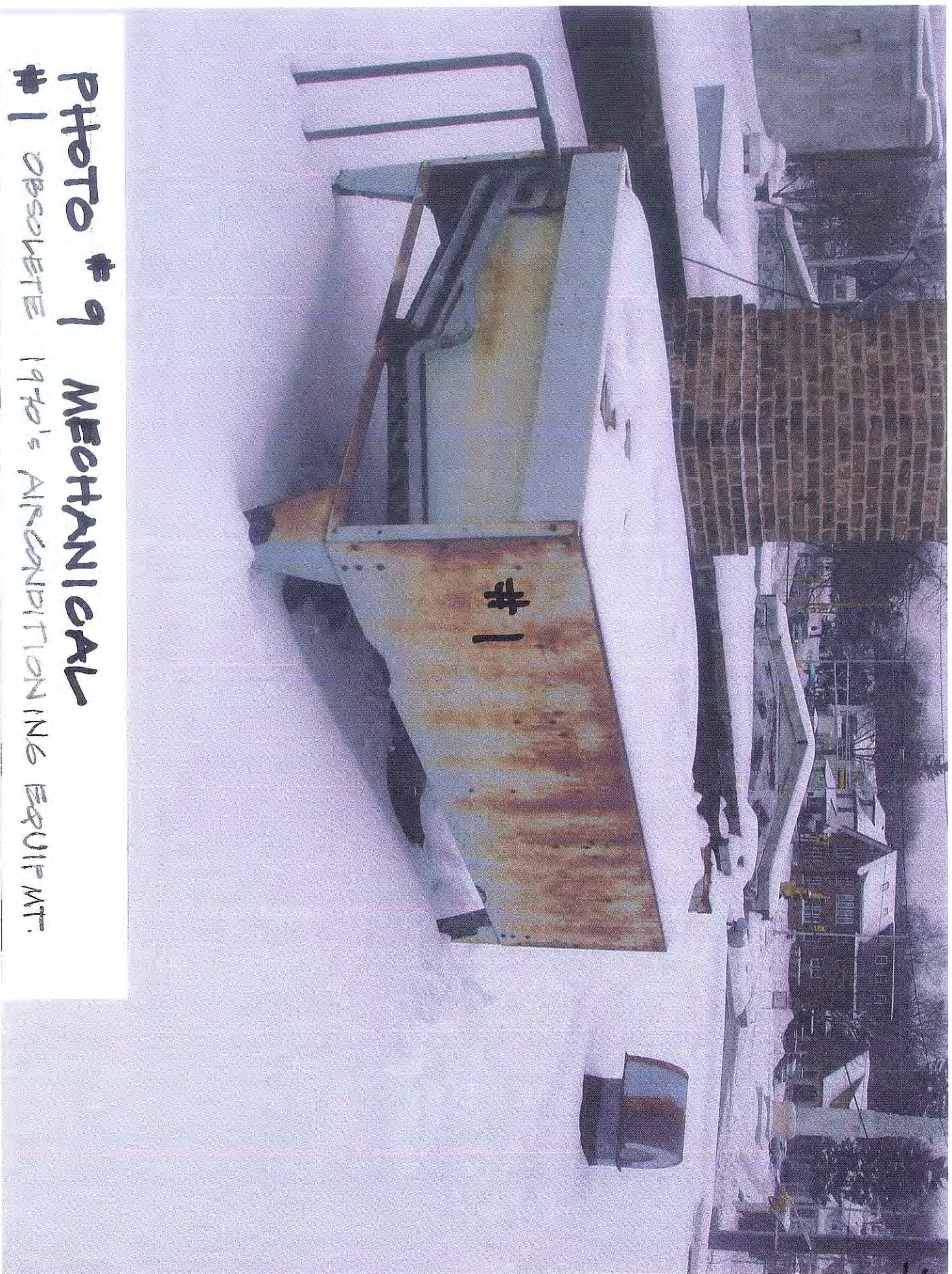


PHOTO #9 MECHANICAL

#1 OBSOLETE 1970's AIRCONDITIONING EQUIP.MT.



#2

← #1

PHOTO # 10 MECHANICAL

- #1 DETERIORATED WASTE LINES W/ REPAIRS.
- #2 NON-FUNCTIONING REFRIGERATION EQUIPMENT




PHOTO # 11 MECHANICAL
#1 DETERIORATED PART OF EXHAUST SYSTEM.

10/22/80
BDES



PHOTO #12 MECHANICAL

- #1 OBSOLETE 1970 AC EQUIPMENT
- #2 NON-FUNCTIONING KITCHEN AND EQUIPMENT





PHOTO # 15 MECHANICAL

- # 1 1970's 1" WATER SERVICE (NORMAL 15,000 SQ FT)
COMMERCIAL BIDS TODAY 3-6"
- # 2 1970's 4" SEWER (UNDERSIZED FOR 15,000 SQ FT.)
- # 3 PETER OPERATED CONDITION OF UTILITIES.

PHOTO # 14 ELECTRICAL MAIN
#1 400 AMP - 1970 ELECTRICAL SERVICE INSTALLED
AS USED EQUIPMENT - ALL OBSOLETE &
UNDER SIZED BY 1000 AMPS



Elect