



# 2027 Capital Budget: Agency Request Overview

Finance Committee  
May 11, 2026

# Agenda

- 2027 CIP Request Highlights: Changes by Funding Source
- Highlights by major projects
- Agency Request Summaries
- Budget Timeline and Process

# 2027 CIP Request Highlights: Changes by Funding Source

---

# Note on CIP Analysis

- Following slides compare the 2027 Request to the 2026 Adopted CIP
- When noting budget changes (e.g. increase in funding request), we are comparing the overlapping years of the CIP (2027 – 2031)
- Comments do not include funding requested in 2032 unless explicitly stated

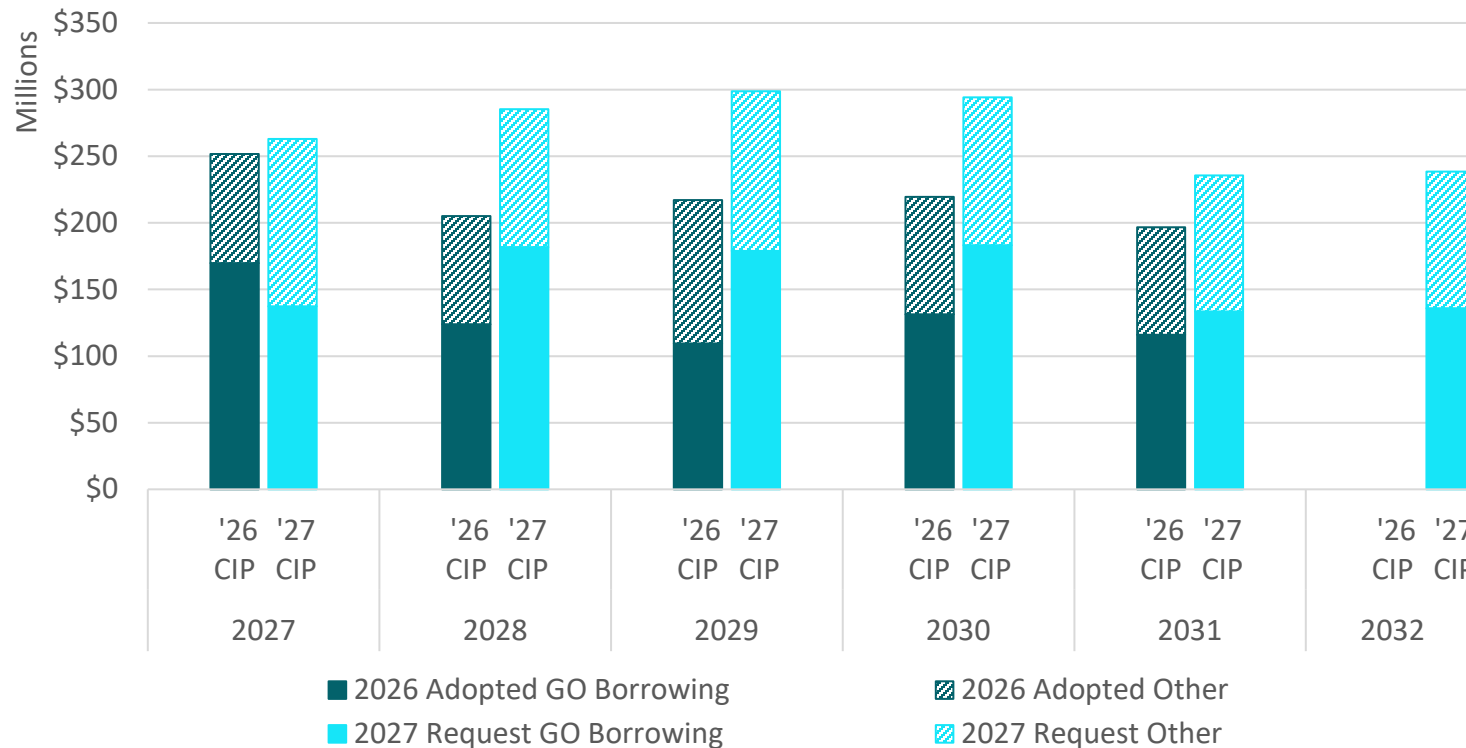
Budget Phase	2026	2027	2028	2029	2030	2031	2032
2026 Adopted CIP	1,000,000	1,000,000	1,000,000	1,000,000	1,000,000	1,000,000	n/a
2027 Request	n/a	1,250,000	1,250,000	1,250,000	1,250,000	1,250,000	1,500,000

2026 Adopted = \$5.0 million

2027 Request = \$6.25 million; \$1.25 million increase

# 2027 Request is \$286.4 million greater than 2026 Adopted CIP (all funds)

2026 Adopted CIP Compared to 2027 Request  
All Funds



## 2027 – 2031

- 2027 Request for 2027 - 2031 = \$1.38 billion
- Adds \$286.4 million compared to the same period in 2027 adopted CIP
- \$164.1 million of additional funding is GO borrowing

## 2032

- Request adds \$238.5 million in 2032, including \$135.8 million in new borrowing

# Contextualizing the 2027 increase

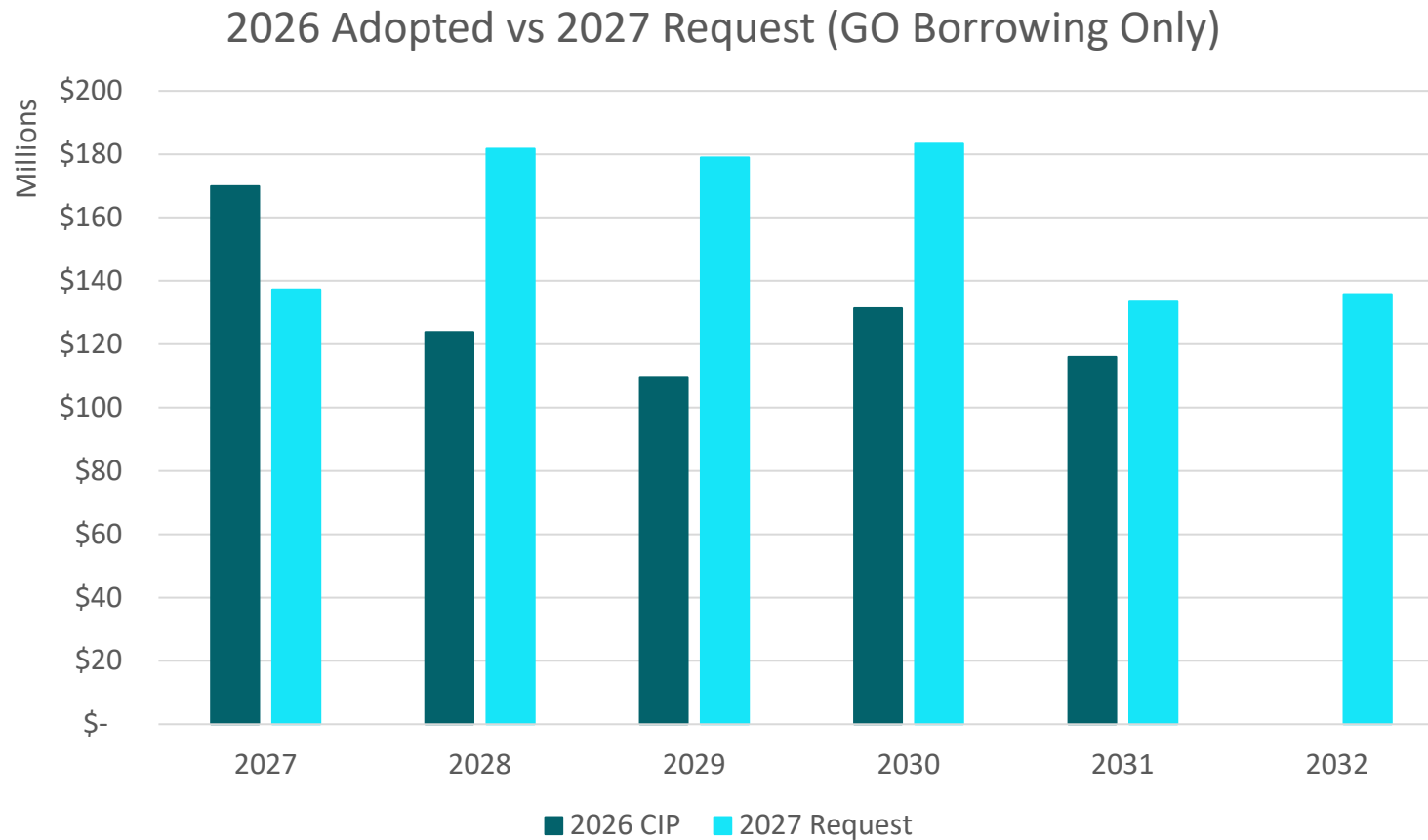
## 2026 Budget

- During last year's budget development process, agency requests for the 2026 CIP was **\$62.7 million** higher than the 2025 CIP. This was a **9.1% increase**.
- The 2026 Adopted CIP is **\$55.2 million** higher than the 2025 Adopted CIP. Executive Budget made modest adjustments to agency proposals, but most of the reduction between request and adopted was due to removing or pushing back a few projects (Hoepker Rd/ Portage Rd, John Nolen Drive underpass, additional funding for PH Clinic).

## 2027 Request

- Request adds **\$286.4 million** to the 2026 CIP. This is a **26.3% increase**.
- This is almost **5 times greater** than last year's increase.

# 2026 Request includes \$164.1m in new GO borrowing

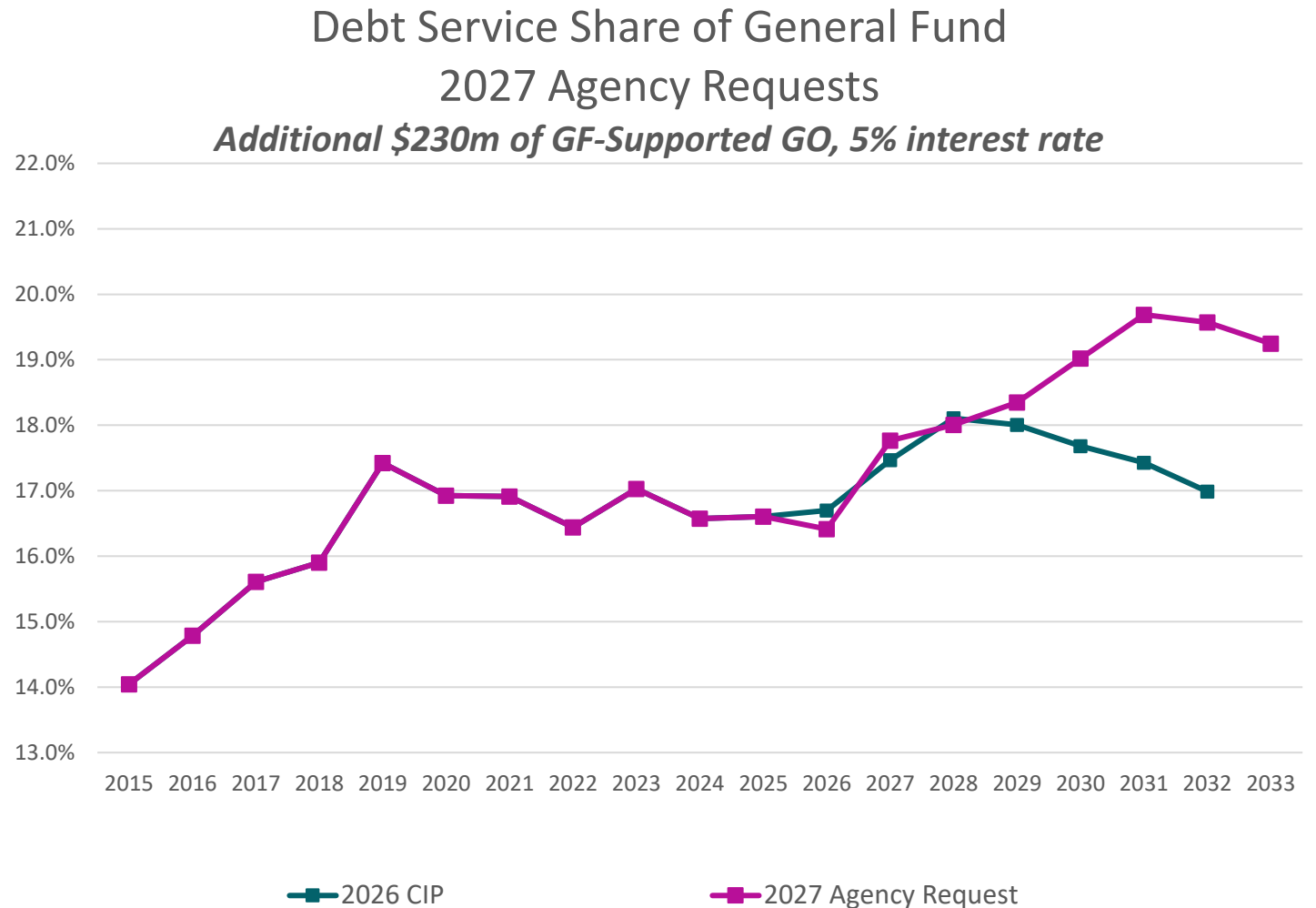


- Budget guidance for agencies set citywide GO borrowing target to remain at 2026 Adopted CIP levels
- Guidance did not set hard target for agencies, allowed for new funding/project requests
- Request is 25% higher than 2026 Adopted CIP
- Decrease in 2027 (\$32.6m) primarily due to pushing back Police South District to 2029

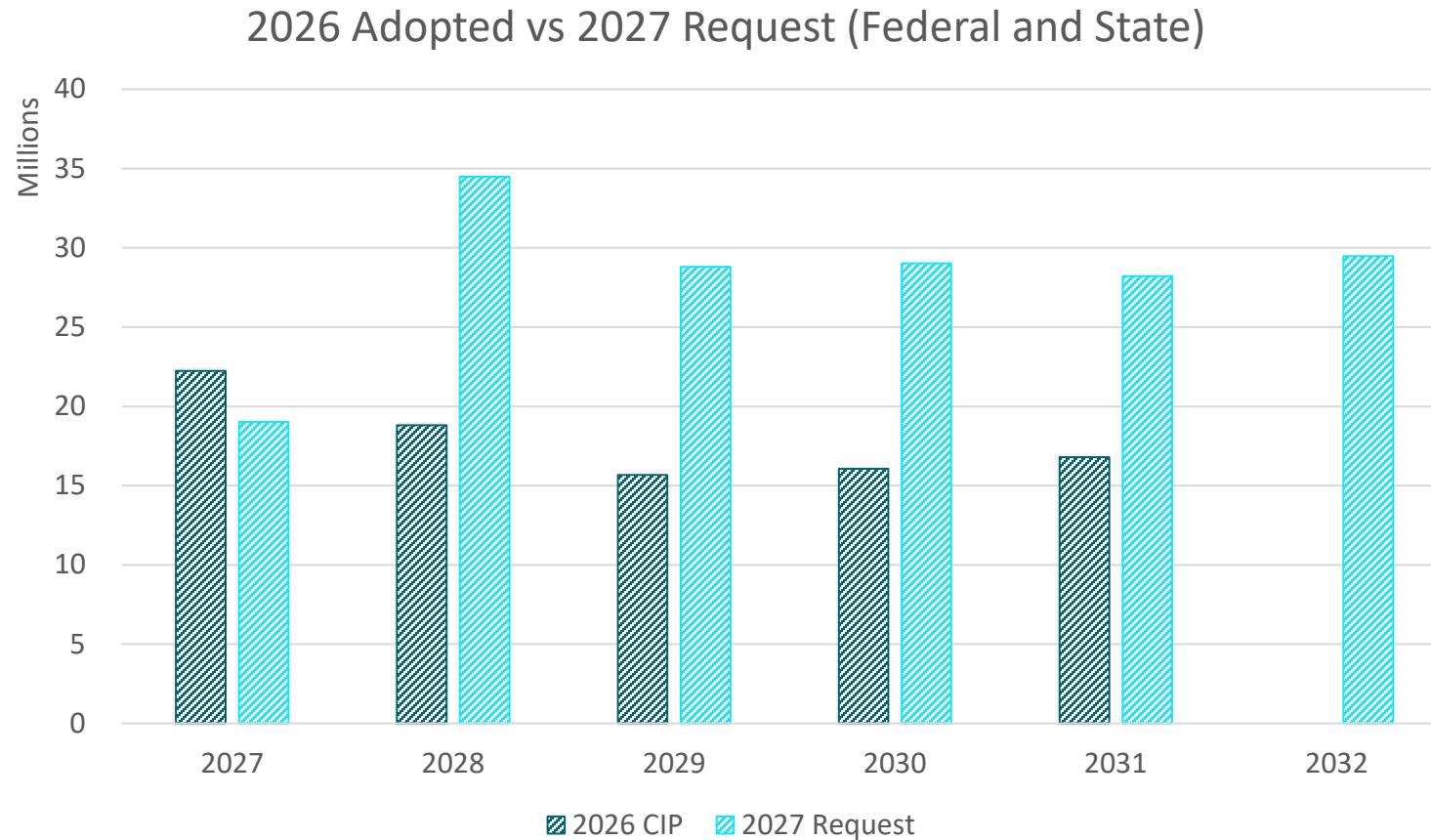
# Citywide Borrowing Targets

**Overall Target:** Keep projected debt service at or below current levels (~18%) throughout the CIP time horizon.

- Adding request-levels of borrowing would increase debt service share to almost 20% in 2031
- Model reflects higher interest rates than prior year



# Federal & State Funding Assumptions



- Request adds \$56 million in federal funding, primarily in Metro (\$45.5m), TE (\$8m) and assumptions of continuing IRA tax credits for geothermal (\$3m)
- Request reduces state sources by \$6.1m, primarily due to removing \$7.0m in state funds from Water (replaced by GO borrowing) and other adjustments

# Variations greater than \$1m by Funding Source

Funding Source	Difference (2027 Request – 2026 Adopted)	Comments
<b>GO Borrowing</b>		
GF GO Borrowing	\$118,686,814	2 new facilities account for \$95.8, (Sayle St, North District)
Non-GF GO Borrowing	\$45,382,134	Engineering Reconstruct Streets (\$11.6m), Fleet (\$4.1m), Parks/ Golf (\$2.8m), Metro (\$10m), Monona Terrace (\$6.2m), Water (\$10m)
<b>Federal &amp; State</b>		
Federal Sources	\$56,009,850	Metro (\$45.5m), TE (\$8m), IRA geothermal (\$3m)
State Sources	-\$6,065,000	Water (-\$7m); CDD (\$685k); Stormwater (\$250k)
<b>Other Sources</b>		
Developer Capital Funding	\$33,000,000	CDA Triangle
Impact Fees	\$3,317,000	Park Land Improvements (\$2.7m); Stormwater Flood Mitigation (\$800k)
Other Govt Pmt For Services	\$5,400,000	John Nolen Drive jurisdictional transfer
Reserves Applied	\$21,705,415	Water (\$20.6m); many other changes
TIF Increment	\$7,945,000	EDD (\$1.1m); Sewer (\$860k); Parks (\$6m)
Transfer In From General Fund	\$1,111,755	Finance (\$512k based on cost allocation); IT (\$600k software)

# Major Projects

---

# Major Facility Projects add \$143.7 million (all funds)

Agency	Project	2026 Adopted	2027 Request	Comments
CDA Redevelopment	Triangle Redevelopment	\$0	\$25.0 million	Phase 2
Monona Terrace	Building Improvements	\$5.6 million	\$11.8 million	Energy efficiency upgrades '27-'28
Police	South District	\$42.5 million	\$47.7 million	Construction moved from '27-'29
Engineering Facilities	CCB Office Remodels	\$15.3 million	\$15.3 million	Moved from '27-'28 to '28-'29
	Fire Station 10/ Police North District	\$0	\$34.5 million	Design '27, Construction '28
	Streets Badger Office Remodel	\$0	\$5.0 million	Design '27, Construction '28
	Streets Sycamore Partial Remodel	\$0	\$1.8 million	Design '28, Construction '29
Parks	Odana Hills Clubhouse	\$2.7 million	\$4.3 million	Moved up from '29 to '27
Transportation	Sayle St Replacement	\$0	\$64.3 million	Construction '30

# Major GO Borrowing Changes: \$32.6m removed from 2027

*Proposals with a \$1m+ change (increase or decrease) in GO Borrowing compared to 2026 Adopted CIP  
Includes all sources of GO borrowing, including non-general fund borrowing (e.g. utility and TID supported GO)  
Amounts below show the increase, not the total project cost*

---

- **Engineering Facilities:**
  - **-\$8.3m** for CCB Office Remodels moved back to 2029
  - +\$3.0m for Fire Station 10/ Police North District
- **Engineering Major Streets: -\$1.0m** Regent Street, funding added to 2032
- **Library:** +\$1.1m Library Service and Support Center Siding
- **Metro:**
  - +\$1.8m new Preventative Maintenance and Capital Leasing program
  - **-\$2.4m** Transit buses and charging equipment
- **Parks:** +\$2.8m for Odana Hills Clubhouse
- **Police: -\$38.6m** for South District construction moved back to 2029
- **Stormwater:** +\$5.0m Stormwater Quality System Improvements

# Major GO Borrowing Increases: \$57.8m added to 2028

*Proposals with a \$1m+ change (increase or decrease) in GO Borrowing compared to 2026 Adopted CIP  
Includes all sources of GO borrowing, including non-general fund borrowing (e.g. utility and TID supported GO)  
Amounts below show the increase, not the total project cost*

---

- **Engineering Bike Ped:** **-\$4.1m** Stoughton Rd Ped/Bike Enhancements
- **Engineering Facilities:**
  - +\$30.5m Fire Station 10/ Police North District
  - +\$4.6m Streets Badger Office Remodel
- **Engineering Major Streets:** +\$5.1m Reconstruct Streets
- **Metro:** +\$1.9m new Preventative Maintenance and Capital Leasing program
- **Monona Terrace:** +\$5.5m Building Improvements
- **TE:** +\$2.0m Safe Streets for All grant match
- **Transportation:** +\$8.0m Sayle St Replacement
- **Stormwater:** +\$1.9m Warner Park Relief Storm Sewer
- **Water:** +\$1.5m New Water Facility Planning

# Projects with a variance of \$1.0m+ in any year of the CIP (Engineering Agencies)

Agency	Project/Program Name	Change 2027	Change 2028	Change 2029	Change 2030	Change 2031
Engineering - Bicycle and Pedestrian	Stoughton Road Ped/Bike Enhancements		-\$4,085,000	\$2,000,000	\$3,735,000	
Engineering - Facilities Management	CCB Office Remodels	-\$8,250,000		\$8,250,000		
	Fire Station 10 / Police North District Facility	\$3,000,000	\$30,500,000			
	Streets Badger Office Remodel (collocate Streets and Parking Enforcement at 1501 W Badger Road)		\$4,640,000			
	Streets Sycamore Partial Remodel (collocate EN-Facilities Operations with Streets/Parks/Weights+Measures)			\$1,600,000		
	High Point/Raymond/MidTown				-\$13,400,000	\$14,072,000
Engineering - Major Streets	Midvale Blvd			\$2,000,000		
	Reconstruction Streets		\$5,095,000	\$1,465,000		
	Regent Street	-\$1,000,000				
Stormwater Utility	Citywide Flood Mitigation	\$4,975,000		\$1,215,000		
	Lower Badger Mill Creek Pond at Mineral Point Rd					-\$3,150,000
	Warner Lagoon Dredging			-\$3,620,000		
	Warner Park Relief Storm Sewer		\$1,890,000			

# Projects with a variance of \$1.0m+ in any year of the CIP (All Other Agencies)

Agency	Project/Program Name	Change 2027	Change 2028	Change 2029	Change 2030	Change 2031
Library	Library Service and Support Center Siding	\$1,075,500				
Monona Terrace	Building and Building Improvements		\$5,500,000			
Police Department	South District Station and Property & Evidence Facility	-\$38,550,000		\$43,700,000		
Parks Division	Odana Hills Clubhouse Improvements	\$2,800,000				
Streets Division	Sycamore Salt & Sand Barn				\$3,300,000	
Water Utility	New Water Facility Planning		\$1,500,000	\$1,000,000	\$2,700,000	-\$2,200,000
	Well 27 Iron & Manganese Mitigation				\$1,000,000	\$6,000,000
Metro Transit	Preventative Maintenance & Capital Leasing	\$1,836,423	\$1,928,244	\$2,024,657	\$2,125,889	\$2,232,184
	Transit Buses and Charging Equipment	-\$2,395,274				
Traffic Engineering	Safe Streets and Roads for All Federal Grant Program		\$2,000,000			
Transportation	Sayle Street Facility Replacement		\$8,000,000	\$4,000,000	\$50,326,925	
	Temporary Passenger Rail Station			\$2,020,000		

# Agency Request Summaries

---

# Request Files Available: [2027 Capital Budget Page](#)

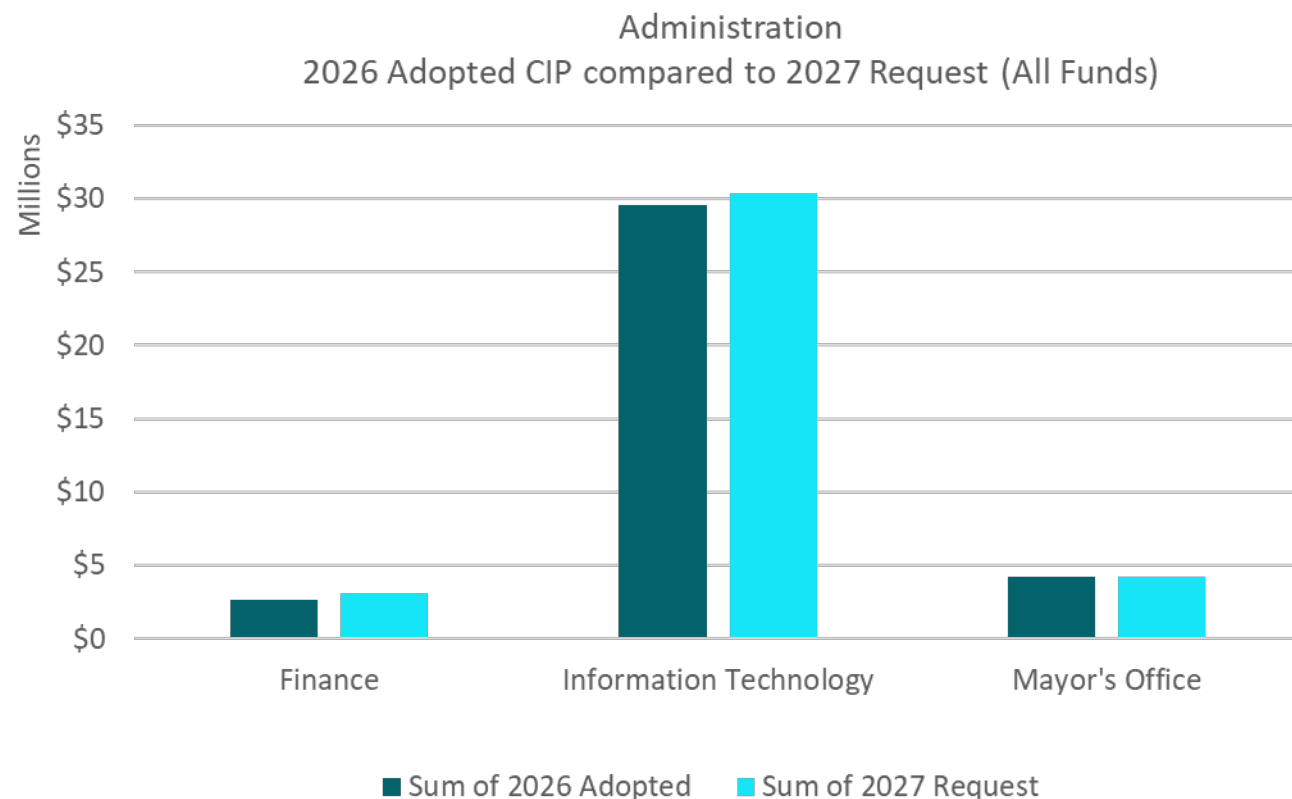
## Summary File

- **Agency Request Summary & Analysis:** Capital request by year along with summary of key changes from 2026 Adopted to 2027 Agency Request (prepared by Budget Team).
- Intended to be a shorter, more accessible overview of requests. Recommend starting with this document and going to the full packet for additional details.

## Full Agency Packet

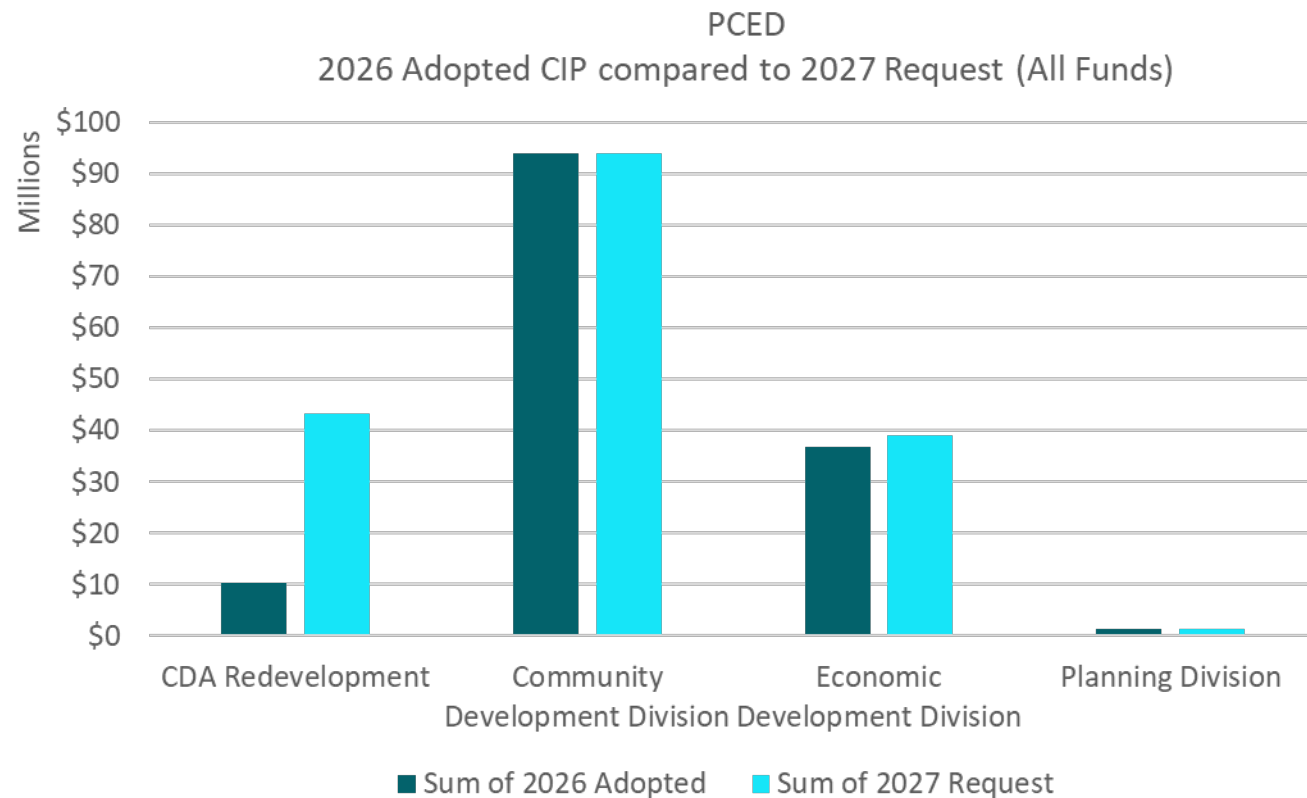
- **Agency Request Summary & Analysis:** Capital request by year along with summary of key changes from 2026 Adopted to 2027 Agency Request (prepared by Budget Team)
- **Transmittal Memo:** Summary memo from department head
- **Capital Proposals:** Proposal for each program/ project within the capital request
  - **“Short Form”:** simplified proposal for programs/ projects with minimal changes
  - **“Long Form”:** comprehensive proposal for new programs/ projects or requests for additional funding

# Major Requests by Agency: Administration



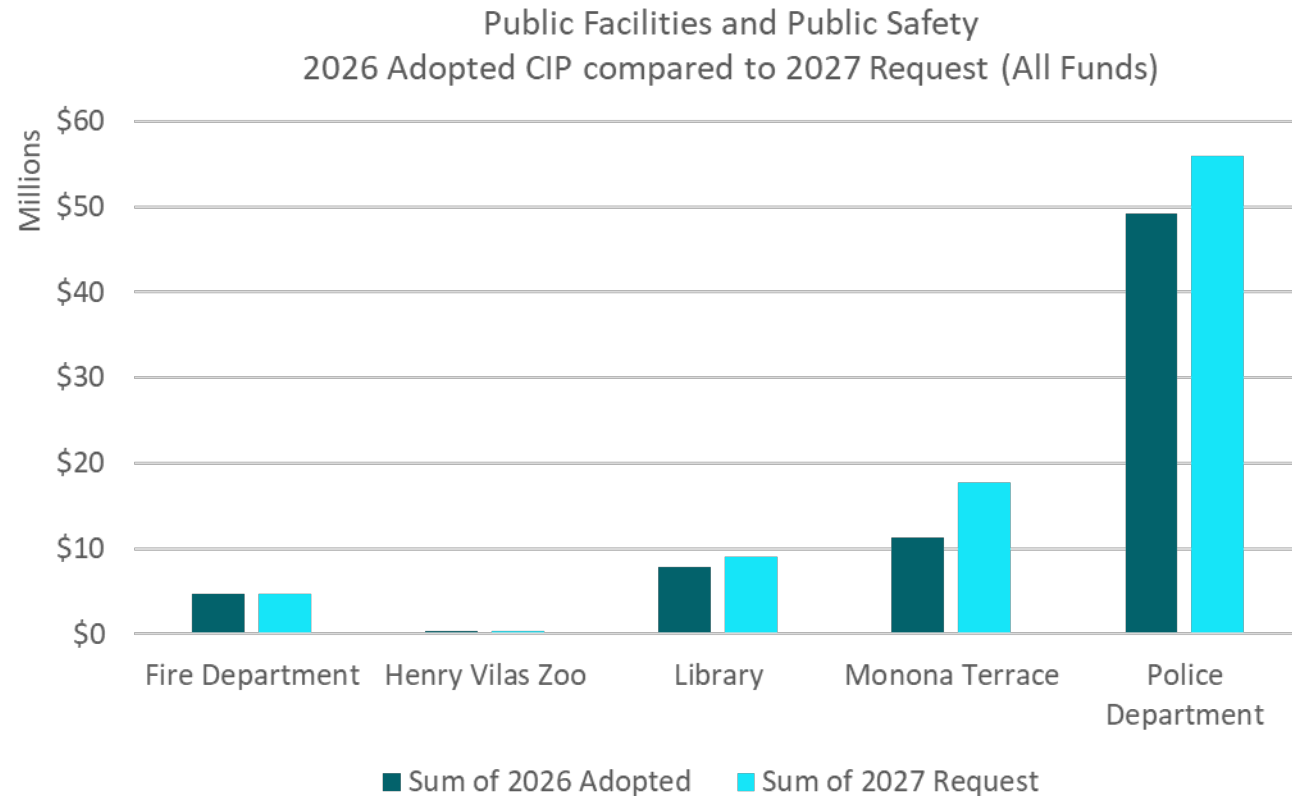
- Finance:
  - Increase to reflect growth in cost allocation plan
- IT:
  - \$835k increase across multiple programs from 202-2031
  - Shifts funding between programs to better align with program purposes
- Mayor/ Sustainability:
  - No change

# Major Requests by Agency: Planning & Development



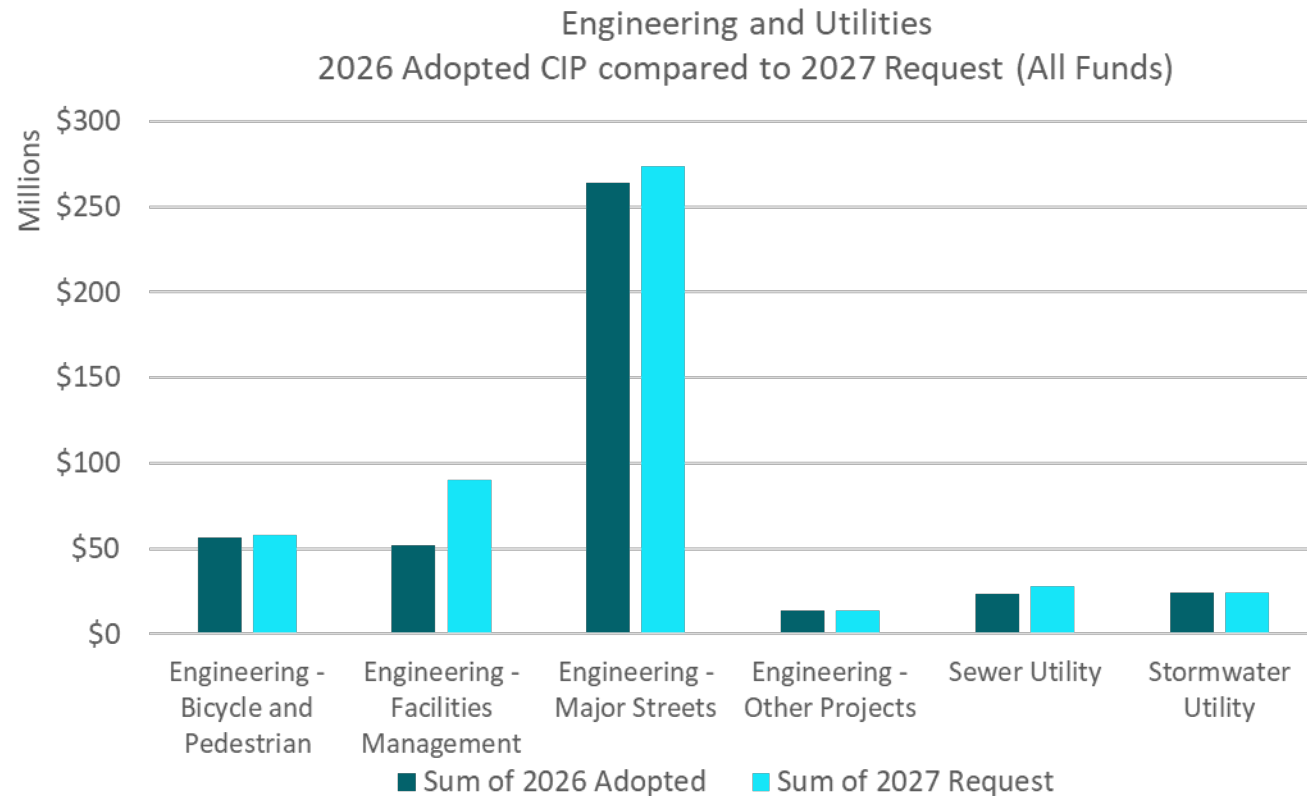
- **CDA Redevelopment:**
  - \$33.0m additional develop funding for Affordable Housing program (\$8.0m) and Triangle Redevelopment (\$25.0m)
- **CDD:**
  - No major changes; may submit updated request in July related to TID funding
- **EDD:**
  - \$2.2 million increase, primarily for TID-supported GO borrowing to create new TID districts 56 and 57
- **Planning:**
  - Minor increase to staff allocation

# Major Requests by Agency: Public Facilities, Public Safety



- Fire
  - No major changes
- Henry Vilas Zoom
  - No major changes
- Library:
  - Requested \$1.1m for Library Service and Support Center siding project, funded in prior CIPs (2021 and 2023)
- Monona Terrace
  - \$6.2m increase in building improvements program for energy efficiency. Also submitted Horizon List request for \$22m geothermal project.
- Police
  - South District increased \$5.2m, construction moved back to 2029
  - New BWC project (\$414k)
  - New Police Intervention Equipment Replacement Program (\$1.2m)

# Major Requests by Agency: Engineering + Utilities



## Bike/ Ped:

- Stoughton Rd project increased \$1.7m

## Facilities:

- Increased \$38.6m. Added 4 new projects related to facilities long range plan, including multiple facilities to co-locate departments.
- Changes to scope of maintenance programs for community facilities

## Major Streets:

- John Nolen Drive – Added \$5.4m from jurisdictional transfer
- New project for Midvale Blvd (\$2.0m)
- Pavement Management decreased \$10.1m, Reconstruction Streets increased \$12.3m

## Other:

- No major changes

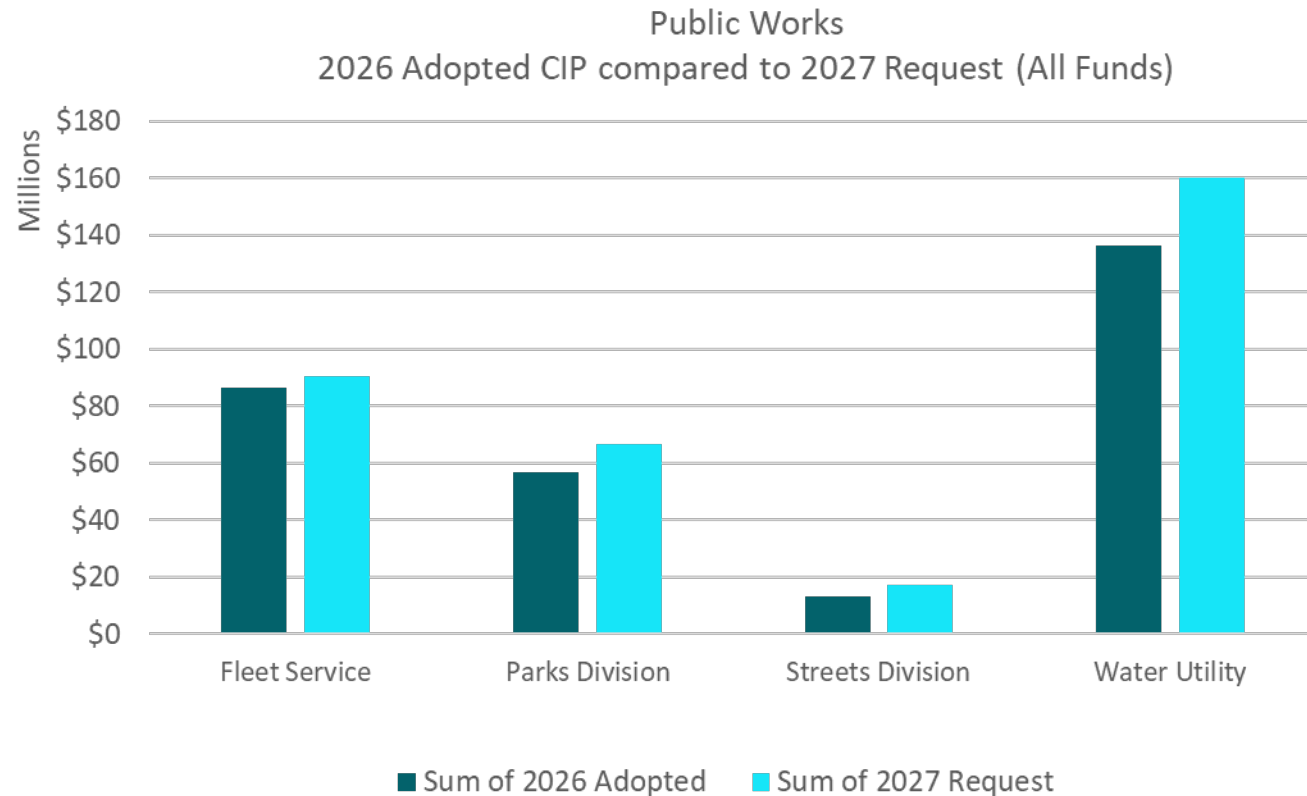
## Sewer

- \$4.9 million increase across multiple programs

## Stormwater

- \$5.9 million increase in Citywide Flood Mitigation program, partially offset by reducing other programs
- New project for Warner Park Relief Storm Sewer (\$2.7m)
- Moves Warner Lagoon Dredging and Lower Badger Mill Creek Pond to Horizon List

# Major Requests by Agency: Other Public Works



## Fleet Service:

- Request increased \$4.1m. Fleet Equipment Replacement increased \$2.1m and added new Police vehicle upfitting program

## Parks Division:

- \$9.9m increase (all funds)
- Major changes include: Forest Hills Cemetery added back to CIP (\$1.6m); New program for Golf Improvements; \$1.0m additional TIF increment for LakeWay; \$1.7m additional funding for Odana Hills Clubhouse Improvements; \$6.2m additional funding for Park Land Improvements; \$4.7m additional for Vilas Park Improvements

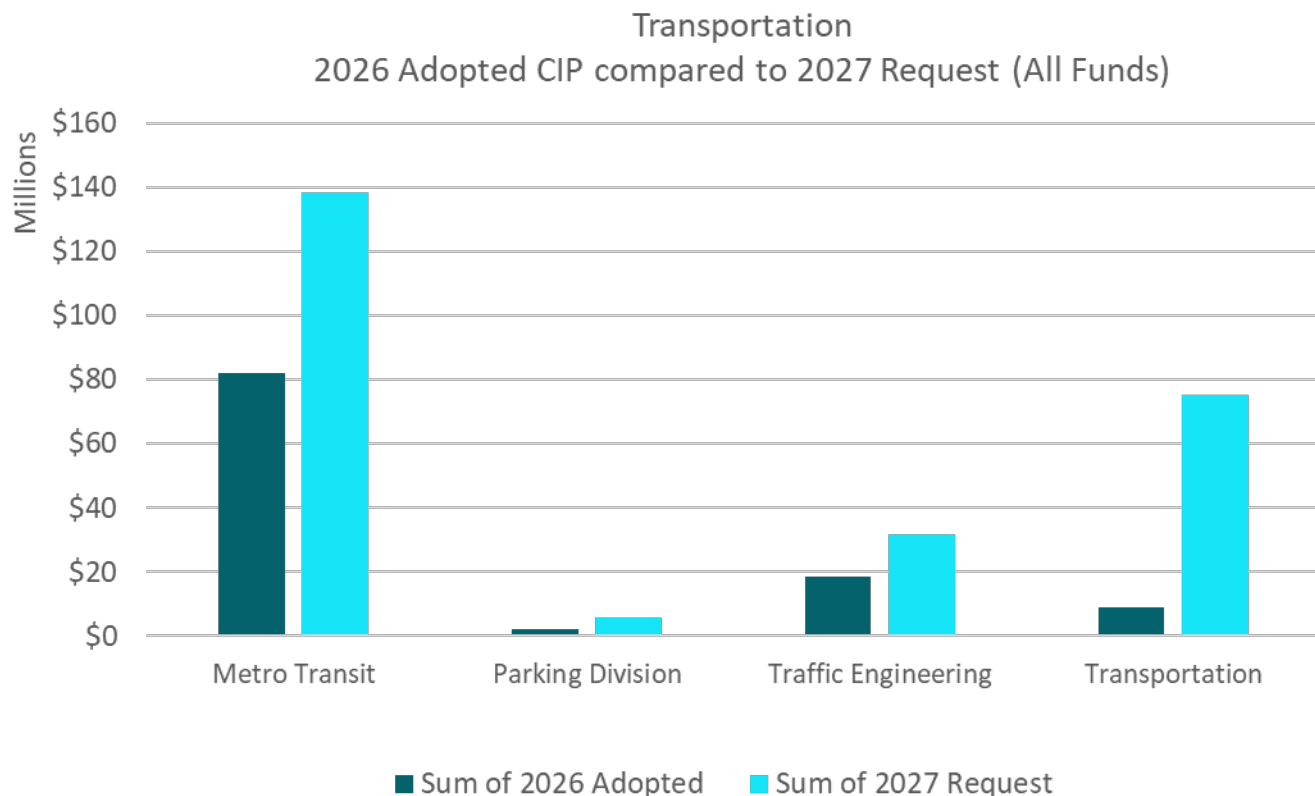
## Streets Division:

- \$3.7m total increase. New project for Bloom Grove refuse carts (\$100k) and Sycamore Salt and Sand Barn increased by \$3.6m

## Water Utility:

- New project for Advanced Metering Infrastructure (\$20m reserves)
- Various project adjustments to align with Engineering Major Streets
- New Water Facility Planning increased \$3.0 million Non-GF GO
- Well 27 funding source changed from \$7.0m in state sources to Non-GF GO

# Major Requests by Agency: Transportation



## Metro Transit:

- \$56.0m increase, including federal funding assumptions (80/20 split)
- 3 new programs for Intelligent Transportation Systems, Preventative Maintenance, and Transit Support Facilities

## Parking Division

- \$3.6m increase to Equipment and Infrastructure Upgrades program (reserve funding)

## Traffic Engineering

- \$12.9m increase, including assumption of \$8.0m federal Safe Streets fir All Grant
- New project for Radio Shop Workspace Configuration and Street Light Pole Painting

## Transportation

- 3 new projects: Sayle Street Replacement (\$64.3m), Temporary Passenger Rail Station (\$2.0m), Wayfinding (\$112k)

# Note on Carryforward Appropriations

- The capital projects fund is a multi-year fund. Unspent funds carry forward.
- Executive Budget will include a carryforward report showing unused appropriation authority by agency, by project.
- Agencies can use unspent prior appropriations in future years. This is in addition to the amount in the proposed budget.
- Agencies and Finance monitor and close out projects when complete, per [APM 1-8](#).

## Sample Carryforward Report from 2026 Adopted Budget

### Engineering - Major Streets

#### Carryforward General Obligation Borrowing

	Unused Appropriation Authority	Reauthorized GO Borrowing
10204 RURAL TO URBAN STREETS	-	150,000
10218 RAILROAD CROSSINGS	1,213,353	-
10226 RECONSTRUCTION STREETS	9,176,963	7,681,053
10284 PLEASANT VIEW ROAD	1,930,614	652,400
10538 BRIDGE REPAIR & REPLACEMENT	30,484	157,476
10540 PAVEMENT MANAGEMENT	5,978,741	9,431,430
11131 MINERAL POINT RD (BELTLINE-HIGH PT)	71,011	144,451
11133 S PARK ST (OLIN TO RR)	324,534	447,834
11168 UNIVERSITY AVE (SHOREWOOD-UNIV BAY)	183,688	355,809
11543 E WILSON ST AND E DOTY ST	508,315	50,000
11984 ATWOOD AVE RECONSTRUCTION	772,862	1,677,261
12630 PLEASANT VIEW ROAD PHASE 2	791,683	853,300
13013 CTH AB INTERCHANGE	95,065	377,989
13835 CTH M	3,788,065	13,350
13838 BLAIR ST	431,733	-
15233 REGENT STREET	143,129	151,500
15322 JOHN NOLEN DR	23,423,470	7,146,000
15401 HIGH POINT / RAYMOND / MID TOWN	966,791	1,124,500
	<b>\$ 49,830,501</b>	<b>\$ 30,414,353</b>

# Budget Timeline and Process

---

# Key Dates for 2027 Budget Development

## Capital Budget

- Kick Off: **March 17**
- Agency Requests Due: **April 17**
- Agency Briefings: **May 13-15**
- Executive Budget Introduced: **September 8**
- FC Briefings: **September 14-15**
- FC Amendment Meeting: **September 28**
- CC Budget Meetings: **November 10-12**

## Operating Budget

- Kick Off: **June 9**
- Agency Requests Due: **July 17**
- Agency Briefings: **August 12-21**
- Executive Budget Introduced: **October 6**
- FC Briefings: **October 12-13**
- FC Amendment Meeting: **October 26**
- CC Budget Meetings: **November 10-12**

\*FC = Finance Committee

\*CC = Common Council

# Future Briefings

Tentative schedule for future briefings to Finance Committee

- **June 1:** Prior Year End (2025) Review, 2027 Cost to Continue Review
- **June 29:** Operating Budget Instructions
- **August 31:** Operating Request Overview and Amendment Process